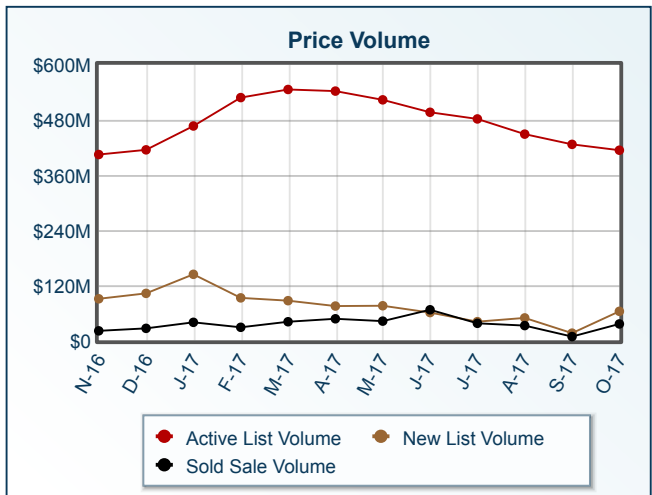
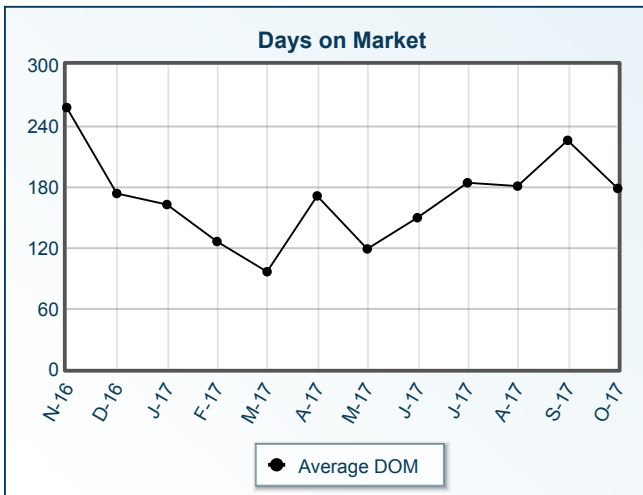
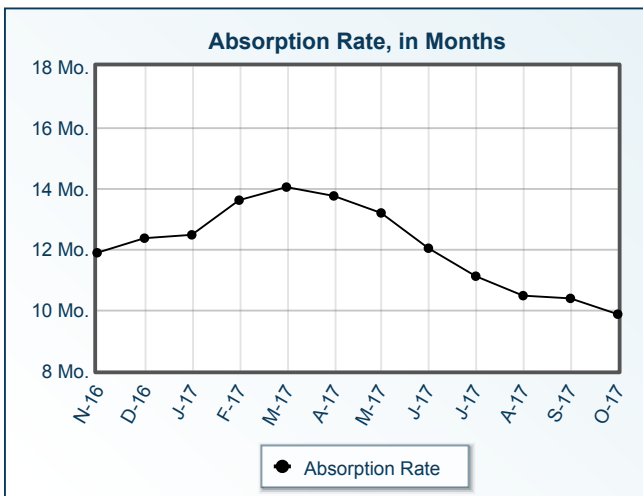
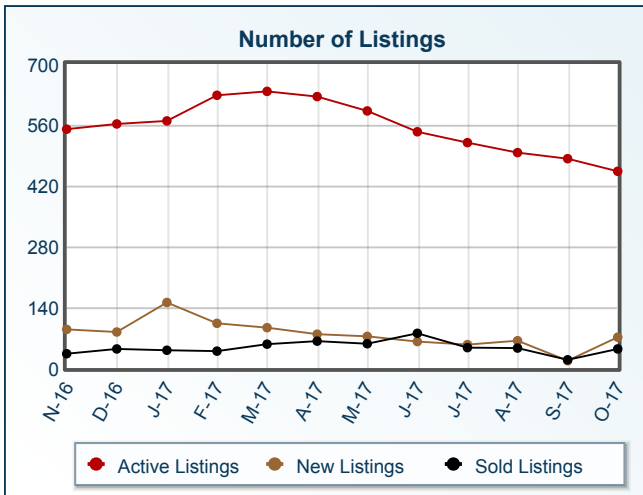


Market Summary

Key West Residential, October 2017



Summary Statistics						
	Oct-17	Oct-16	% Chg	2017 YTD	2016 YTD	% Chg
Absorption Rate	9.85	11.45	-13.97	12.08	12.37	-2.34
Average List Price	\$913,793	\$679,083	34.56	\$858,233	\$820,472	4.60
Median List Price	\$579,900	\$465,000	24.71	\$629,000	\$579,000	8.64
Average Sale Price	\$810,258	\$554,608	46.10	\$768,911	\$845,400	-9.05
Median Sale Price	\$617,000	\$443,500	39.12	\$600,000	\$550,000	9.09
Average DOM	178	183	-2.73	153	146	4.79
Median DOM	116	98	18.37	81	97	-16.49

	Sold Listings						Pending Listings						
	This Month			Year to Date			This Month			Year to Date			
	2017	2016	% Chg	2017	2016	% Chg	2017	2016	% Chg	2017	2016	% Chg	
0-99,999	4	0	N/A	28	24	16.7	0-99,999	3	4	-25.0	30	28	7.1
100,000-149,999	0	1	-100.0	0	1	-100.0	100,000-149,999	0	0	0.0	0	1	-100.0
150,000-199,999	0	0	0.0	0	5	-100.0	150,000-199,999	0	0	0.0	0	5	-100.0
200,000-249,999	1	4	-75.0	10	9	11.1	200,000-249,999	2	1	100.0	6	8	-25.0
250,000-299,999	0	1	-100.0	10	16	-37.5	250,000-299,999	0	3	-100.0	13	20	-35.0
300,000-349,999	0	3	-100.0	18	31	-41.9	300,000-349,999	0	0	0.0	12	24	-50.0
350,000-399,999	3	3	0.0	42	34	23.5	350,000-399,999	3	4	-25.0	48	41	17.1
400,000-449,999	4	3	33.3	26	32	-18.7	400,000-449,999	2	2	0.0	21	26	-19.2
450,000-499,999	4	2	100.0	41	47	-12.8	450,000-499,999	4	1	300.0	40	43	-7.0
500,000-549,999	3	1	200.0	39	35	11.4	500,000-549,999	3	4	-25.0	37	33	12.1
550,000-599,999	1	1	0.0	28	30	-6.7	550,000-599,999	4	1	300.0	37	41	-9.8
600,000-649,999	4	0	N/A	37	23	60.9	600,000-649,999	1	0	N/A	22	22	0.0
650,000-699,999	1	1	0.0	17	19	-10.5	650,000-699,999	3	4	-25.0	24	19	26.3
700,000-749,999	2	1	100.0	21	16	31.3	700,000-749,999	1	0	N/A	19	16	18.8
750,000-799,999	1	3	-66.7	13	17	-23.5	750,000-799,999	3	1	200.0	15	21	-28.6
800,000-849,999	1	1	0.0	18	14	28.6	800,000-849,999	0	1	-100.0	15	11	36.4
850,000-899,999	0	1	-100.0	12	16	-25.0	850,000-899,999	4	2	100.0	17	25	-32.0
900,000-949,999	3	0	N/A	12	9	33.3	900,000-949,999	0	2	-100.0	5	6	-16.7
950,000-999,999	0	1	-100.0	14	10	40.0	950,000-999,999	1	1	0.0	13	17	-23.5
1,000,000-1,099,999	0	0	0.0	8	12	-33.3	1,000,000-1,099,999	0	1	-100.0	9	8	12.5
1,100,000-1,199,999	2	1	100.0	14	8	75.0	1,100,000-1,199,999	0	1	-100.0	9	10	-10.0
1,200,000-1,299,999	2	2	0.0	23	10	130.0	1,200,000-1,299,999	1	1	0.0	19	11	72.7
1,300,000-1,399,999	0	0	0.0	5	7	-28.6	1,300,000-1,399,999	0	2	-100.0	13	11	18.2
1,400,000-1,499,999	1	0	N/A	6	6	0.0	1,400,000-1,499,999	0	2	-100.0	4	8	-50.0
1,500,000-1,599,999	2	0	N/A	6	7	-14.3	1,500,000-1,599,999	1	0	N/A	6	4	50.0
1,600,000-1,699,999	1	0	N/A	12	0	N/A	1,600,000-1,699,999	1	0	N/A	12	5	140.0
1,700,000-1,799,999	2	0	N/A	6	1	500.0	1,700,000-1,799,999	0	0	0.0	5	0	N/A
1,800,000-1,899,999	0	0	0.0	2	8	-75.0	1,800,000-1,899,999	0	0	0.0	7	4	75.0
1,900,000-1,999,999	0	0	0.0	1	3	-66.7	1,900,000-1,999,999	0	0	0.0	3	6	-50.0
2,000,000-2,249,999	1	0	N/A	6	7	-14.3	2,000,000-2,249,999	0	0	0.0	2	6	-66.7
2,250,000-2,499,999	0	0	0.0	2	3	-33.3	2,250,000-2,499,999	0	0	0.0	5	6	-16.7
2,500,000-2,749,999	0	0	0.0	3	2	50.0	2,500,000-2,749,999	0	0	0.0	2	1	100.0
2,750,000-2,999,999	0	0	0.0	2	1	100.0	2,750,000-2,999,999	0	0	0.0	4	2	100.0
3,000,000-3,249,999	1	0	N/A	1	1	0.0	3,000,000-3,249,999	0	0	0.0	1	1	0.0
3,250,000-3,499,999	0	0	0.0	1	1	0.0	3,250,000-3,499,999	0	0	0.0	0	0	0.0
3,500,000-3,749,999	0	0	0.0	1	3	-66.7	3,500,000-3,749,999	0	0	0.0	0	1	-100.0
3,750,000-3,999,999	0	0	0.0	1	1	0.0	3,750,000-3,999,999	0	0	0.0	1	3	-66.7
4,000,000-4,249,999	0	0	0.0	0	0	0.0	4,000,000-4,249,999	0	0	0.0	0	0	0.0
4,250,000-4,499,999	0	0	0.0	0	0	0.0	4,250,000-4,499,999	0	0	0.0	1	1	0.0
4,500,000-4,749,999	0	0	0.0	1	0	N/A	4,500,000-4,749,999	0	0	0.0	0	0	0.0
4,750,000-4,999,999	0	0	0.0	0	0	0.0	4,750,000-4,999,999	0	0	0.0	0	0	0.0
5,000,000+	0	0	0.0	2	2	0.0	5,000,000+	0	1	-100.0	1	3	-66.7
Totals	44	30	46.7	489	471	3.8	Totals	37	39	-5.1	478	498	-4.0

Active Listings	This Month			Year to Date			New Listings	This Month			Year to Date		
	2017	2016	% Chg	2017	2016	% Chg		2017	2016	% Chg	2017	2016	% Chg
	0-99,999	149	220	-32.3	249	295		-15.6	0-99,999	5	6	-16.7	45
100,000-149,999	1	0	N/A	1	1	0.0	100,000-149,999	0	0	0.0	1	1	0.0
150,000-199,999	1	4	-75.0	2	10	-80.0	150,000-199,999	0	2	-100.0	1	5	-80.0
200,000-249,999	4	2	100.0	15	11	36.4	200,000-249,999	1	0	N/A	13	9	44.4
250,000-299,999	1	7	-85.7	18	39	-53.8	250,000-299,999	0	2	-100.0	14	27	-48.1
300,000-349,999	6	7	-14.3	23	41	-43.9	300,000-349,999	2	3	-33.3	18	28	-35.7
350,000-399,999	19	13	46.2	87	65	33.8	350,000-399,999	3	3	0.0	66	49	34.7
400,000-449,999	13	10	30.0	41	50	-18.0	400,000-449,999	3	1	200.0	35	26	34.6
450,000-499,999	14	16	-12.5	63	77	-18.2	450,000-499,999	5	0	N/A	50	51	-2.0
500,000-549,999	12	20	-40.0	61	59	3.4	500,000-549,999	2	4	-50.0	42	45	-6.7
550,000-599,999	14	18	-22.2	71	77	-7.8	550,000-599,999	3	4	-25.0	55	55	0.0
600,000-649,999	9	18	-50.0	40	50	-20.0	600,000-649,999	1	2	-50.0	28	28	0.0
650,000-699,999	11	18	-38.9	60	54	11.1	650,000-699,999	3	3	0.0	37	34	8.8
700,000-749,999	7	16	-56.2	41	45	-8.9	700,000-749,999	5	4	25.0	22	29	-24.1
750,000-799,999	22	18	22.2	49	54	-9.3	750,000-799,999	8	1	700.0	29	40	-27.5
800,000-849,999	13	13	0.0	32	30	6.7	800,000-849,999	1	1	0.0	20	12	66.7
850,000-899,999	19	16	18.8	57	53	7.5	850,000-899,999	7	4	75.0	41	32	28.1
900,000-949,999	2	10	-80.0	15	21	-28.6	900,000-949,999	0	0	0.0	7	14	-50.0
950,000-999,999	15	12	25.0	45	38	18.4	950,000-999,999	4	2	100.0	29	24	20.8
1,000,000-1,099,999	7	7	0.0	25	21	19.0	1,000,000-1,099,999	0	2	-100.0	18	12	50.0
1,100,000-1,199,999	11	12	-8.3	37	33	12.1	1,100,000-1,199,999	3	1	200.0	23	14	64.3
1,200,000-1,299,999	15	7	114.3	47	26	80.8	1,200,000-1,299,999	4	3	33.3	31	16	93.8
1,300,000-1,399,999	7	9	-22.2	35	31	12.9	1,300,000-1,399,999	3	2	50.0	21	18	16.7
1,400,000-1,499,999	8	8	0.0	19	25	-24.0	1,400,000-1,499,999	0	3	-100.0	11	10	10.0
1,500,000-1,599,999	11	7	57.1	23	21	9.5	1,500,000-1,599,999	1	0	N/A	15	12	25.0
1,600,000-1,699,999	6	12	-50.0	23	29	-20.7	1,600,000-1,699,999	1	1	0.0	15	13	15.4
1,700,000-1,799,999	9	10	-10.0	16	14	14.3	1,700,000-1,799,999	1	1	0.0	5	4	25.0
1,800,000-1,899,999	6	5	20.0	15	10	50.0	1,800,000-1,899,999	0	0	0.0	9	3	200.0
1,900,000-1,999,999	2	1	100.0	7	11	-36.4	1,900,000-1,999,999	1	0	N/A	6	5	20.0
2,000,000-2,249,999	5	1	400.0	9	14	-35.7	2,000,000-2,249,999	0	0	0.0	6	8	-25.0
2,250,000-2,499,999	7	2	250.0	20	13	53.8	2,250,000-2,499,999	2	0	N/A	18	7	157.1
2,500,000-2,749,999	3	3	0.0	10	7	42.9	2,500,000-2,749,999	0	2	-100.0	6	5	20.0
2,750,000-2,999,999	4	5	-20.0	13	9	44.4	2,750,000-2,999,999	0	2	-100.0	7	5	40.0
3,000,000-3,249,999	1	0	N/A	2	2	0.0	3,000,000-3,249,999	0	0	0.0	2	1	100.0
3,250,000-3,499,999	2	2	0.0	5	7	-28.6	3,250,000-3,499,999	1	1	0.0	3	5	-40.0
3,500,000-3,749,999	1	1	0.0	4	2	100.0	3,500,000-3,749,999	1	0	N/A	3	2	50.0
3,750,000-3,999,999	1	0	N/A	3	5	-40.0	3,750,000-3,999,999	0	1	-100.0	3	1	200.0
4,000,000-4,249,999	0	0	0.0	0	0	0.0	4,000,000-4,249,999	0	0	0.0	0	0	0.0
4,250,000-4,499,999	1	1	0.0	3	2	50.0	4,250,000-4,499,999	0	0	0.0	2	1	100.0
4,500,000-4,749,999	0	0	0.0	0	5	-100.0	4,500,000-4,749,999	0	0	0.0	0	5	-100.0
4,750,000-4,999,999	4	2	100.0	4	3	33.3	4,750,000-4,999,999	0	0	0.0	2	1	100.0
5,000,000+	10	6	66.7	14	10	40.0	5,000,000+	0	0	0.0	5	4	25.0
Totals	453	539	-16.0	1304	1370	-4.8	Totals	71	61	16.4	764	717	6.6

Information is deemed to be reliable, but is not guaranteed. © 2018 MLS and FBS. Prepared by Darla Frye-Guevremont on Monday, February 26, 2018 3:12 PM.