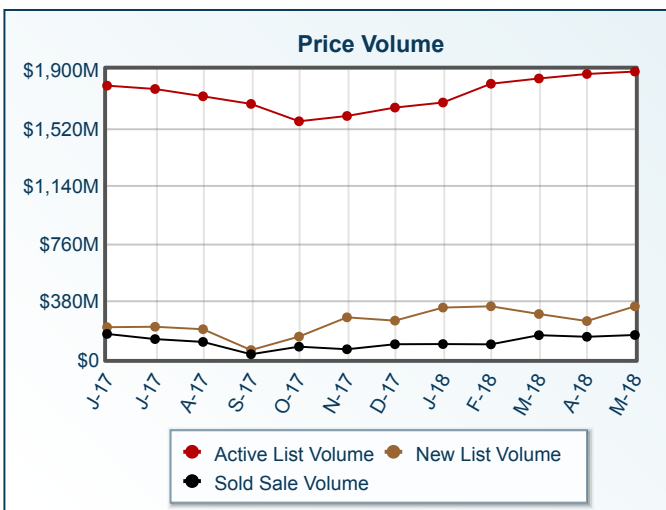
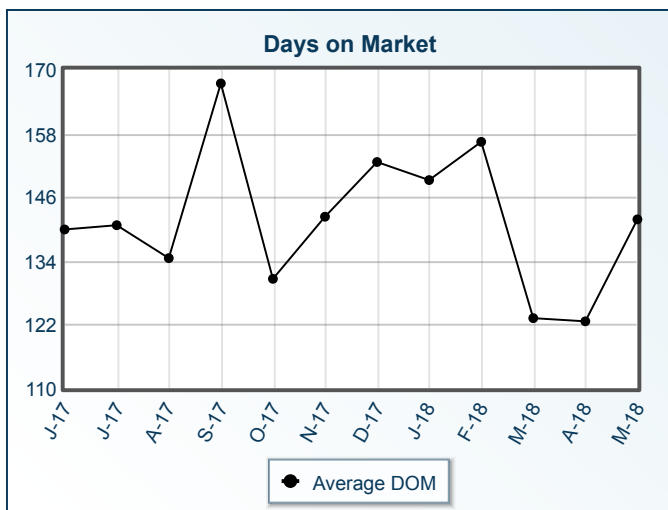
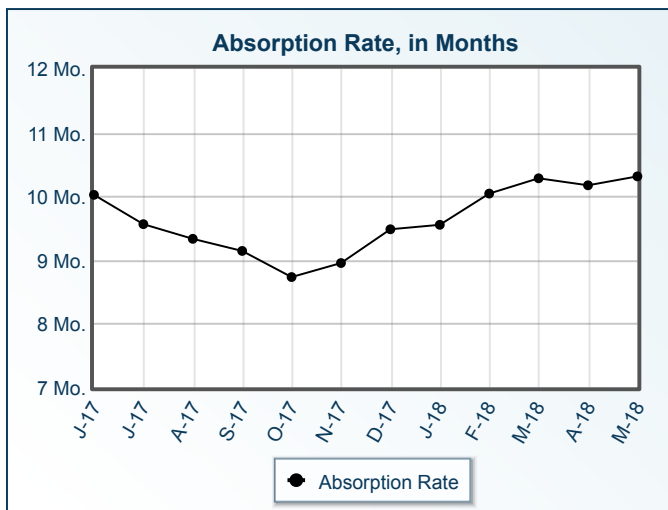
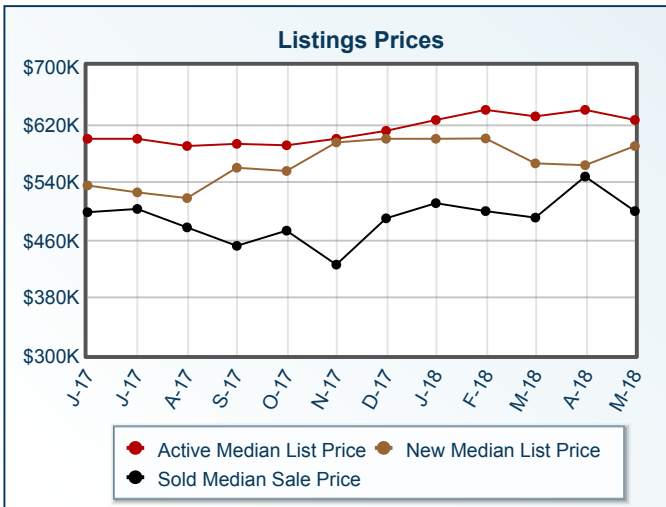
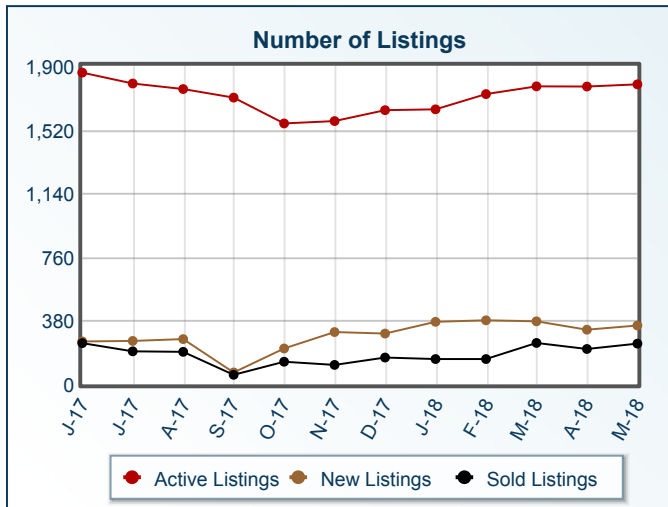


# Market Summary

Residential, May 2018



Summary Statistics						
	May-18	May-17	% Chg	2018 YTD	2017 YTD	% Chg
Absorption Rate	10.31	10.57	-2.46	10.07	10.71	-5.98
Average List Price	\$1,054,874	\$947,060	11.38	\$940,127	\$867,244	8.40
Median List Price	\$625,000	\$599,000	4.34	\$599,000	\$575,000	4.17
Average Sale Price	\$646,917	\$660,252	-2.02	\$650,017	\$644,762	0.81
Median Sale Price	\$499,000	\$490,000	1.84	\$510,000	\$495,000	3.03
Average DOM	141	122	15.57	136	124	9.68
Median DOM	60	78	-23.08	64	77	-16.88

	Sold Listings						Pending Listings					
	This Month			Year to Date			This Month			Year to Date		
	2018	2017	% Chg	2018	2017	% Chg	2018	2017	% Chg	2018	2017	% Chg
0-99,999	10	2	400.0	25	11	127.3	9	3	200.0	23	18	27.8
100,000-149,999	2	6	-66.7	23	23	0.0	2	4	-50.0	12	15	-20.0
150,000-199,999	8	4	100.0	40	26	53.8	6	5	20.0	35	30	16.7
200,000-249,999	12	11	9.1	49	42	16.7	10	10	0.0	47	39	20.5
250,000-299,999	12	14	-14.3	57	56	1.8	12	8	50.0	61	57	7.0
300,000-349,999	15	15	0.0	60	77	-22.1	10	19	-47.4	66	77	-14.3
350,000-399,999	21	24	-12.5	90	108	-16.7	23	25	-8.0	102	116	-12.1
400,000-449,999	26	15	73.3	77	72	6.9	12	13	-7.7	71	76	-6.6
450,000-499,999	16	20	-20.0	69	67	3.0	13	22	-40.9	80	92	-13.0
500,000-549,999	14	18	-22.2	63	71	-11.3	6	12	-50.0	41	55	-25.5
550,000-599,999	12	7	71.4	47	46	2.2	15	19	-21.1	70	81	-13.6
600,000-649,999	7	8	-12.5	38	45	-15.6	7	4	75.0	38	31	22.6
650,000-699,999	11	8	37.5	45	39	15.4	8	13	-38.5	51	55	-7.3
700,000-749,999	7	13	-46.2	33	38	-13.2	5	7	-28.6	25	39	-35.9
750,000-799,999	10	5	100.0	38	34	11.8	9	7	28.6	54	43	25.6
800,000-849,999	10	6	66.7	33	17	94.1	4	3	33.3	23	15	53.3
850,000-899,999	8	5	60.0	30	27	11.1	5	7	-28.6	48	32	50.0
900,000-949,999	6	4	50.0	18	14	28.6	6	1	500.0	17	12	41.7
950,000-999,999	2	4	-50.0	19	13	46.2	8	5	60.0	29	20	45.0
1,000,000-1,099,999	4	4	0.0	20	18	11.1	3	4	-25.0	16	19	-15.8
1,100,000-1,199,999	6	4	50.0	26	18	44.4	5	3	66.7	31	18	72.2
1,200,000-1,299,999	2	9	-77.8	19	24	-20.8	4	3	33.3	25	25	0.0
1,300,000-1,399,999	4	1	300.0	13	9	44.4	3	6	-50.0	13	20	-35.0
1,400,000-1,499,999	2	0	N/A	9	5	80.0	4	3	33.3	17	9	88.9
1,500,000-1,599,999	4	0	N/A	9	7	28.6	4	2	100.0	13	9	44.4
1,600,000-1,699,999	0	2	-100.0	5	10	-50.0	0	3	-100.0	7	12	-41.7
1,700,000-1,799,999	2	1	100.0	8	3	166.7	3	1	200.0	11	4	175.0
1,800,000-1,899,999	1	0	N/A	6	4	50.0	0	2	-100.0	6	6	0.0
1,900,000-1,999,999	2	1	100.0	4	3	33.3	2	2	0.0	5	6	-16.7
2,000,000-2,249,999	4	3	33.3	10	7	42.9	1	0	N/A	9	3	200.0
2,250,000-2,499,999	0	0	0.0	6	5	20.0	3	2	50.0	13	10	30.0
2,500,000-2,749,999	0	0	0.0	2	4	-50.0	0	1	-100.0	3	5	-40.0
2,750,000-2,999,999	2	0	N/A	5	2	150.0	2	2	0.0	3	6	-50.0
3,000,000-3,249,999	0	0	0.0	2	1	100.0	0	0	0.0	0	0	0.0
3,250,000-3,499,999	0	1	-100.0	0	2	-100.0	0	1	-100.0	1	5	-80.0
3,500,000-3,749,999	0	0	0.0	2	1	100.0	0	0	0.0	2	1	100.0
3,750,000-3,999,999	0	1	-100.0	0	2	-100.0	0	0	0.0	2	2	0.0
4,000,000-4,249,999	0	0	0.0	1	0	N/A	0	0	0.0	0	0	0.0
4,250,000-4,499,999	0	0	0.0	0	0	0.0	0	0	0.0	0	2	-100.0
4,500,000-4,749,999	0	0	0.0	0	1	-100.0	0	0	0.0	1	0	N/A
4,750,000-4,999,999	0	0	0.0	0	0	0.0	0	0	0.0	0	0	0.0
5,000,000+	1	1	0.0	2	3	-33.3	1	0	N/A	2	3	-33.3
Totals	243	217	12.0	1003	955	5.0	205	222	-7.7	1073	1068	0.5

Active Listings	This Month			Year to Date			New Listings	This Month			Year to Date		
	2018	2017	% Chg	2018	2017	% Chg		2018	2017	% Chg	2018	2017	% Chg
	0-99,999	150	174	-13.8	199	256		-22.3	0-99,999	6	3	100.0	57
100,000-149,999	8	10	-20.0	20	25	-20.0	100,000-149,999	2	3	-33.3	13	17	-23.5
150,000-199,999	56	30	86.7	96	73	31.5	150,000-199,999	11	11	0.0	57	38	50.0
200,000-249,999	48	64	-25.0	108	121	-10.7	200,000-249,999	8	10	-20.0	60	65	-7.7
250,000-299,999	72	85	-15.3	168	157	7.0	250,000-299,999	19	15	26.7	106	84	26.2
300,000-349,999	67	81	-17.3	155	184	-15.8	300,000-349,999	23	15	53.3	87	94	-7.4
350,000-399,999	103	143	-28.0	242	294	-17.7	350,000-399,999	34	27	25.9	144	165	-12.7
400,000-449,999	94	104	-9.6	195	212	-8.0	400,000-449,999	19	24	-20.8	106	127	-16.5
450,000-499,999	121	132	-8.3	242	271	-10.7	450,000-499,999	33	21	57.1	144	153	-5.9
500,000-549,999	64	87	-26.4	121	161	-24.8	500,000-549,999	10	13	-23.1	75	87	-13.8
550,000-599,999	91	103	-11.7	185	227	-18.5	550,000-599,999	21	19	10.5	107	125	-14.4
600,000-649,999	54	60	-10.0	111	121	-8.3	600,000-649,999	13	19	-31.6	63	71	-11.3
650,000-699,999	91	87	4.6	160	178	-10.1	650,000-699,999	11	19	-42.1	96	96	0.0
700,000-749,999	52	43	20.9	86	98	-12.2	700,000-749,999	10	6	66.7	55	50	10.0
750,000-799,999	72	78	-7.7	153	141	8.5	750,000-799,999	18	13	38.5	83	70	18.6
800,000-849,999	34	44	-22.7	68	65	4.6	800,000-849,999	8	6	33.3	32	36	-11.1
850,000-899,999	64	77	-16.9	134	123	8.9	850,000-899,999	11	10	10.0	69	65	6.2
900,000-949,999	25	22	13.6	44	36	22.2	900,000-949,999	5	3	66.7	22	17	29.4
950,000-999,999	51	58	-12.1	94	93	1.1	950,000-999,999	9	6	50.0	46	46	0.0
1,000,000-1,099,999	17	32	-46.9	42	60	-30.0	1,000,000-1,099,999	4	5	-20.0	19	37	-48.6
1,100,000-1,199,999	41	64	-35.9	89	100	-11.0	1,100,000-1,199,999	9	13	-30.8	46	48	-4.2
1,200,000-1,299,999	45	56	-19.6	93	98	-5.1	1,200,000-1,299,999	9	3	200.0	49	47	4.3
1,300,000-1,399,999	43	32	34.4	67	66	1.5	1,300,000-1,399,999	8	8	0.0	34	35	-2.9
1,400,000-1,499,999	31	38	-18.4	62	63	-1.6	1,400,000-1,499,999	8	3	166.7	35	26	34.6
1,500,000-1,599,999	28	30	-6.7	52	49	6.1	1,500,000-1,599,999	2	3	-33.3	25	24	4.2
1,600,000-1,699,999	22	19	15.8	35	37	-5.4	1,600,000-1,699,999	3	7	-57.1	18	19	-5.3
1,700,000-1,799,999	26	13	100.0	44	23	91.3	1,700,000-1,799,999	5	4	25.0	17	9	88.9
1,800,000-1,899,999	19	17	11.8	31	29	6.9	1,800,000-1,899,999	2	2	0.0	11	14	-21.4
1,900,000-1,999,999	19	25	-24.0	35	43	-18.6	1,900,000-1,999,999	3	3	0.0	18	15	20.0
2,000,000-2,249,999	18	23	-21.7	35	31	12.9	2,000,000-2,249,999	3	4	-25.0	16	15	6.7
2,250,000-2,499,999	34	37	-8.1	54	62	-12.9	2,250,000-2,499,999	1	6	-83.3	20	31	-35.5
2,500,000-2,749,999	15	15	0.0	24	30	-20.0	2,500,000-2,749,999	4	0	N/A	15	10	50.0
2,750,000-2,999,999	14	16	-12.5	23	28	-17.9	2,750,000-2,999,999	5	2	150.0	11	12	-8.3
3,000,000-3,249,999	6	3	100.0	8	3	166.7	3,000,000-3,249,999	1	0	N/A	5	1	400.0
3,250,000-3,499,999	13	8	62.5	16	19	-15.8	3,250,000-3,499,999	1	1	0.0	5	9	-44.4
3,500,000-3,749,999	11	7	57.1	15	11	36.4	3,500,000-3,749,999	3	0	N/A	6	6	0.0
3,750,000-3,999,999	11	12	-8.3	15	17	-11.8	3,750,000-3,999,999	1	0	N/A	4	8	-50.0
4,000,000-4,249,999	6	2	200.0	7	2	250.0	4,000,000-4,249,999	1	0	N/A	5	1	400.0
4,250,000-4,499,999	4	5	-20.0	4	10	-60.0	4,250,000-4,499,999	0	0	0.0	1	5	-80.0
4,500,000-4,749,999	3	2	50.0	5	3	66.7	4,500,000-4,749,999	2	0	N/A	4	0	N/A
4,750,000-4,999,999	5	4	25.0	5	6	-16.7	4,750,000-4,999,999	0	0	0.0	3	1	200.0
5,000,000+	39	28	39.3	49	34	44.1	5,000,000+	5	2	150.0	19	14	35.7
Totals	1787	1970	-9.3	3391	3660	-7.3	Totals	351	309	13.6	1808	1827	-1.0

Information is deemed to be reliable, but is not guaranteed. © 2018 MLS and FBS. Prepared by Darla Frye-Guevremont on Friday, June 29, 2018 11:23 AM.