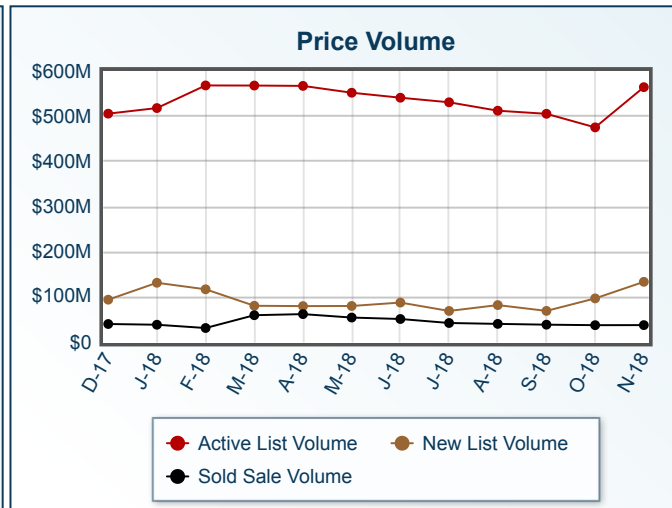
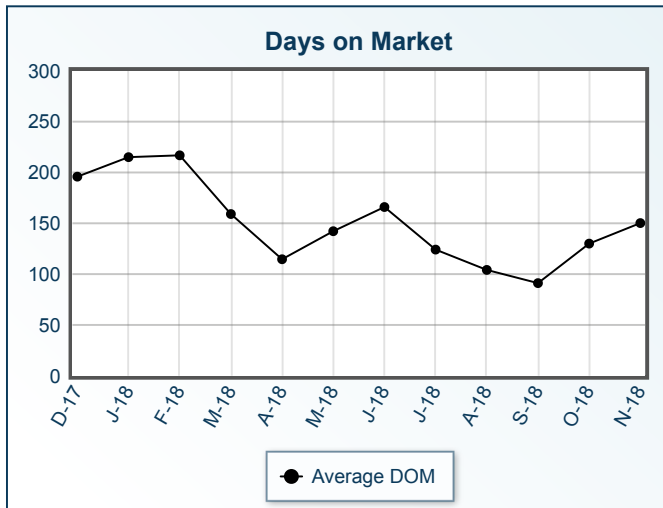
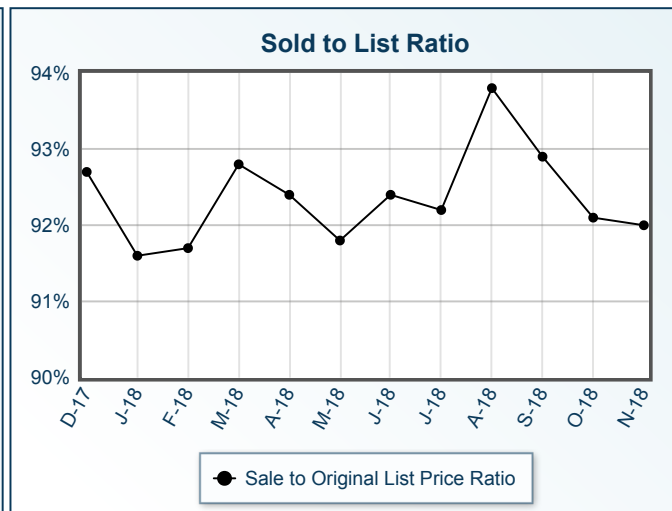
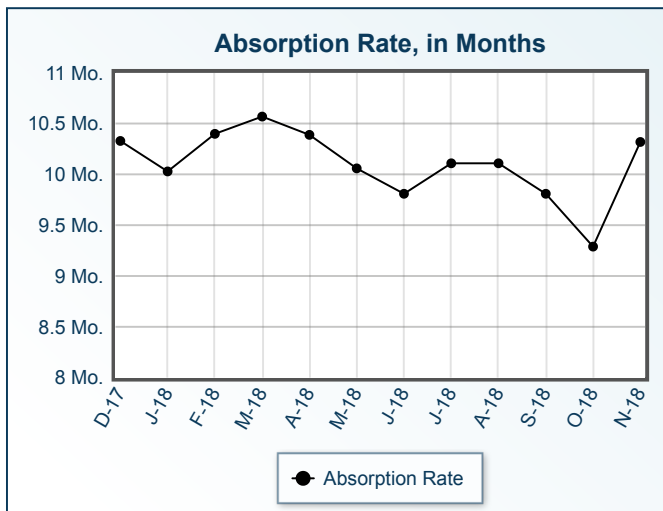
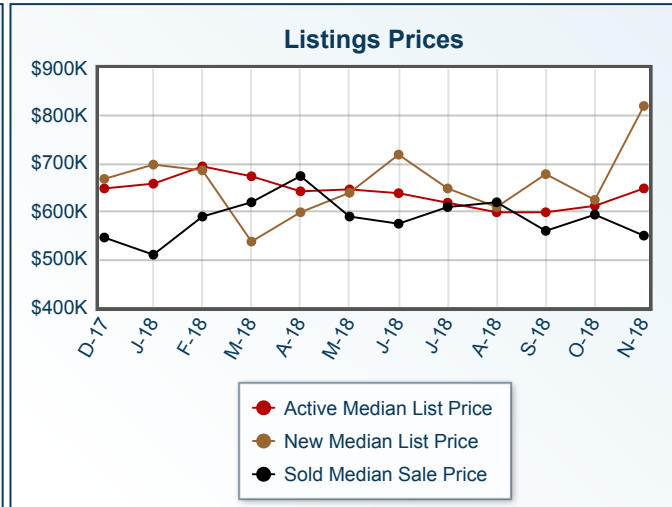
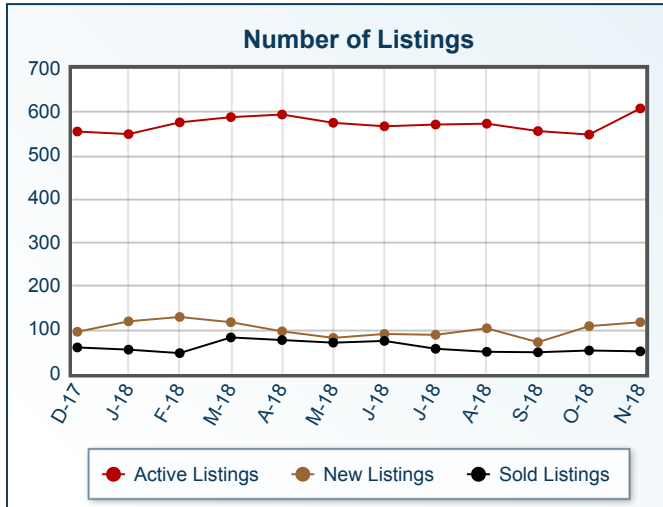


Market Summary

33040 Residential, November 2018



Summary Statistics						
	Nov-18	Nov-17	% Chg	2018 YTD	2017 YTD	% Chg
Absorption Rate	10.32	9.75	5.85	10.08	11.09	-9.11
Average List Price	\$926,630	\$909,740	1.86	\$918,942	\$837,879	9.67
Median List Price	\$649,000	\$604,000	7.45	\$659,000	\$599,000	10.02
Average Sale Price	\$755,078	\$597,169	26.44	\$752,416	\$722,281	4.17
Median Sale Price	\$550,000	\$465,000	18.28	\$590,000	\$558,750	5.59
Average DOM	150	107	40.19	146	144	1.39
Median DOM	99	106	-6.60	67	81	-17.28

Sold Listings	This Month			Year to Date		
	2018	2017	% Chg	2018	2017	% Chg
	0-99,999	2	0	N/A	38	28
100,000-149,999	0	0	0.0	4	6	-33.3
150,000-199,999	0	0	0.0	16	3	433.3
200,000-249,999	0	1	-100.0	10	18	-44.4
250,000-299,999	3	0	N/A	21	13	61.5
300,000-349,999	3	2	50.0	28	28	0.0
350,000-399,999	5	5	0.0	54	55	-1.8
400,000-449,999	2	6	-66.7	34	39	-12.8
450,000-499,999	5	3	66.7	53	55	-3.6
500,000-549,999	5	2	150.0	41	47	-12.8
550,000-599,999	3	1	200.0	41	33	24.2
600,000-649,999	2	2	0.0	34	40	-15.0
650,000-699,999	2	0	N/A	28	18	55.6
700,000-749,999	2	1	100.0	21	25	-16.0
750,000-799,999	1	0	N/A	23	15	53.3
800,000-849,999	1	3	-66.7	19	22	-13.6
850,000-899,999	4	2	100.0	28	15	86.7
900,000-949,999	2	0	N/A	19	13	46.2
950,000-999,999	2	0	N/A	14	14	0.0
1,000,000-1,099,999	1	1	0.0	13	10	30.0
1,100,000-1,199,999	0	0	0.0	22	15	46.7
1,200,000-1,299,999	1	0	N/A	14	23	-39.1
1,300,000-1,399,999	0	0	0.0	13	7	85.7
1,400,000-1,499,999	0	0	0.0	10	6	66.7
1,500,000-1,599,999	2	2	0.0	15	8	87.5
1,600,000-1,699,999	0	0	0.0	5	12	-58.3
1,700,000-1,799,999	0	0	0.0	11	6	83.3
1,800,000-1,899,999	0	0	0.0	8	2	300.0
1,900,000-1,999,999	0	0	0.0	5	1	400.0
2,000,000-2,249,999	2	0	N/A	12	7	71.4
2,250,000-2,499,999	0	0	0.0	4	2	100.0
2,500,000-2,749,999	0	0	0.0	2	3	-33.3
2,750,000-2,999,999	0	0	0.0	1	2	-50.0
3,000,000-3,249,999	0	0	0.0	2	1	100.0
3,250,000-3,499,999	0	0	0.0	2	1	100.0
3,500,000-3,749,999	0	0	0.0	0	1	-100.0
3,750,000-3,999,999	0	0	0.0	0	1	-100.0
4,000,000-4,249,999	0	0	0.0	0	0	0.0
4,250,000-4,499,999	0	0	0.0	0	0	0.0
4,500,000-4,749,999	0	0	0.0	0	1	-100.0
4,750,000-4,999,999	0	0	0.0	0	0	0.0
5,000,000+	1	0	N/A	3	2	50.0
Totals	51	31	64.5	668	598	11.7

Pending Listings	This Month			Year to Date		
	2018	2017	% Chg	2018	2017	% Chg
	0-99,999	2	4	-50.0	36	34
100,000-149,999	0	1	-100.0	2	5	-60.0
150,000-199,999	0	2	-100.0	13	7	85.7
200,000-249,999	1	1	0.0	11	14	-21.4
250,000-299,999	1	0	N/A	20	17	17.6
300,000-349,999	1	2	-50.0	21	20	5.0
350,000-399,999	2	3	-33.3	52	60	-13.3
400,000-449,999	2	2	0.0	31	32	-3.1
450,000-499,999	3	8	-62.5	48	60	-20.0
500,000-549,999	3	2	50.0	32	42	-23.8
550,000-599,999	2	2	0.0	41	44	-6.8
600,000-649,999	1	1	0.0	29	26	11.5
650,000-699,999	2	4	-50.0	38	31	22.6
700,000-749,999	1	1	0.0	8	24	-66.7
750,000-799,999	0	3	-100.0	28	19	47.4
800,000-849,999	0	0	0.0	12	16	-25.0
850,000-899,999	0	5	-100.0	29	22	31.8
900,000-949,999	1	1	0.0	15	6	150.0
950,000-999,999	1	0	N/A	21	13	61.5
1,000,000-1,099,999	1	1	0.0	7	12	-41.7
1,100,000-1,199,999	1	1	0.0	18	11	63.6
1,200,000-1,299,999	0	1	-100.0	19	21	-9.5
1,300,000-1,399,999	1	1	0.0	12	14	-14.3
1,400,000-1,499,999	0	1	-100.0	11	7	57.1
1,500,000-1,599,999	0	1	-100.0	12	7	71.4
1,600,000-1,699,999	0	0	0.0	12	12	0.0
1,700,000-1,799,999	0	0	0.0	13	6	116.7
1,800,000-1,899,999	0	1	-100.0	3	9	-66.7
1,900,000-1,999,999	0	0	0.0	5	4	25.0
2,000,000-2,249,999	0	0	0.0	9	2	350.0
2,250,000-2,499,999	0	0	0.0	9	6	50.0
2,500,000-2,749,999	0	0	0.0	2	2	0.0
2,750,000-2,999,999	0	0	0.0	1	4	-75.0
3,000,000-3,249,999	0	0	0.0	0	1	-100.0
3,250,000-3,499,999	0	0	0.0	2	0	N/A
3,500,000-3,749,999	0	0	0.0	2	0	N/A
3,750,000-3,999,999	0	0	0.0	1	1	0.0
4,000,000-4,249,999	0	0	0.0	0	0	0.0
4,250,000-4,499,999	0	0	0.0	0	1	-100.0
4,500,000-4,749,999	0	0	0.0	0	0	0.0
4,750,000-4,999,999	0	1	-100.0	0	1	-100.0
5,000,000+	1	0	N/A	3	1	200.0
Totals	27	50	-46.0	628	614	2.3

Active Listings	This Month			Year to Date			New Listings	This Month			Year to Date		
	2018	2017	% Chg	2018	2017	% Chg		2018	2017	% Chg	2018	2017	% Chg
	0-99,999	140	147	-4.8	211	256		-17.6	0-99,999	3	7	-57.1	78
100,000-149,999	2	1	100.0	6	6	0.0	100,000-149,999	0	0	0.0	4	6	-33.3
150,000-199,999	3	6	-50.0	17	13	30.8	150,000-199,999	0	1	-100.0	14	10	40.0
200,000-249,999	8	7	14.3	22	37	-40.5	200,000-249,999	0	3	-100.0	12	29	-58.6
250,000-299,999	10	2	400.0	43	33	30.3	250,000-299,999	4	2	100.0	39	25	56.0
300,000-349,999	6	13	-53.8	42	41	2.4	300,000-349,999	2	7	-71.4	28	33	-15.2
350,000-399,999	17	19	-10.5	84	103	-18.4	350,000-399,999	4	3	33.3	68	79	-13.9
400,000-449,999	23	15	53.3	70	56	25.0	400,000-449,999	11	4	175.0	56	47	19.1
450,000-499,999	20	22	-9.1	86	104	-17.3	450,000-499,999	7	9	-22.2	72	81	-11.1
500,000-549,999	17	15	13.3	63	73	-13.7	500,000-549,999	2	3	-33.3	47	52	-9.6
550,000-599,999	38	19	100.0	101	86	17.4	550,000-599,999	6	8	-25.0	80	70	14.3
600,000-649,999	22	14	57.1	74	52	42.3	600,000-649,999	9	1	800.0	58	38	52.6
650,000-699,999	28	12	133.3	80	77	3.9	650,000-699,999	4	5	-20.0	65	51	27.5
700,000-749,999	17	10	70.0	42	48	-12.5	700,000-749,999	4	3	33.3	32	27	18.5
750,000-799,999	26	25	4.0	80	56	42.9	750,000-799,999	3	3	0.0	50	35	42.9
800,000-849,999	12	17	-29.4	35	37	-5.4	800,000-849,999	1	2	-50.0	21	24	-12.5
850,000-899,999	21	26	-19.2	71	66	7.6	850,000-899,999	9	7	28.6	51	49	4.1
900,000-949,999	13	3	333.3	31	17	82.4	900,000-949,999	3	2	50.0	26	9	188.9
950,000-999,999	18	18	0.0	53	47	12.8	950,000-999,999	5	2	150.0	38	31	22.6
1,000,000-1,099,999	12	7	71.4	24	31	-22.6	1,000,000-1,099,999	2	3	-33.3	16	22	-27.3
1,100,000-1,199,999	19	14	35.7	48	45	6.7	1,100,000-1,199,999	4	5	-20.0	33	30	10.0
1,200,000-1,299,999	22	17	29.4	64	54	18.5	1,200,000-1,299,999	7	5	40.0	46	38	21.1
1,300,000-1,399,999	11	9	22.2	34	41	-17.1	1,300,000-1,399,999	4	6	-33.3	23	27	-14.8
1,400,000-1,499,999	9	10	-10.0	31	27	14.8	1,400,000-1,499,999	2	2	0.0	22	14	57.1
1,500,000-1,599,999	12	14	-14.3	34	26	30.8	1,500,000-1,599,999	3	0	N/A	20	19	5.3
1,600,000-1,699,999	7	10	-30.0	24	28	-14.3	1,600,000-1,699,999	2	3	-33.3	14	19	-26.3
1,700,000-1,799,999	4	7	-42.9	21	16	31.3	1,700,000-1,799,999	0	2	-100.0	12	6	100.0
1,800,000-1,899,999	5	5	0.0	11	16	-31.2	1,800,000-1,899,999	0	0	0.0	5	10	-50.0
1,900,000-1,999,999	6	3	100.0	19	9	111.1	1,900,000-1,999,999	2	1	100.0	16	7	128.6
2,000,000-2,249,999	4	5	-20.0	19	12	58.3	2,000,000-2,249,999	1	4	-75.0	10	9	11.1
2,250,000-2,499,999	12	12	0.0	32	25	28.0	2,250,000-2,499,999	1	2	-50.0	18	23	-21.7
2,500,000-2,749,999	7	2	250.0	14	9	55.6	2,500,000-2,749,999	3	0	N/A	12	5	140.0
2,750,000-2,999,999	8	4	100.0	13	13	0.0	2,750,000-2,999,999	3	0	N/A	8	7	14.3
3,000,000-3,249,999	3	0	N/A	4	1	300.0	3,000,000-3,249,999	0	0	0.0	4	1	300.0
3,250,000-3,499,999	6	4	50.0	14	11	27.3	3,250,000-3,499,999	4	5	-20.0	10	8	25.0
3,500,000-3,749,999	3	2	50.0	5	4	25.0	3,500,000-3,749,999	0	0	0.0	3	3	0.0
3,750,000-3,999,999	1	1	0.0	4	3	33.3	3,750,000-3,999,999	0	0	0.0	1	3	-66.7
4,000,000-4,249,999	2	0	N/A	3	0	N/A	4,000,000-4,249,999	0	0	0.0	2	0	N/A
4,250,000-4,499,999	0	1	-100.0	0	3	-100.0	4,250,000-4,499,999	0	0	0.0	0	2	-100.0
4,500,000-4,749,999	2	0	N/A	2	0	N/A	4,500,000-4,749,999	0	0	0.0	2	0	N/A
4,750,000-4,999,999	1	4	-75.0	3	5	-40.0	4,750,000-4,999,999	0	1	-100.0	1	3	-66.7
5,000,000+	11	10	10.0	22	16	37.5	5,000,000+	3	2	50.0	13	7	85.7
Totals	608	532	14.3	1656	1603	3.3	Totals	118	113	4.4	1130	1011	11.8

Information is deemed to be reliable, but is not guaranteed. © 2018 MLS and FBS. Prepared by Darla Frye-Guevremont on Thursday, December 06, 2018 12:59 PM.