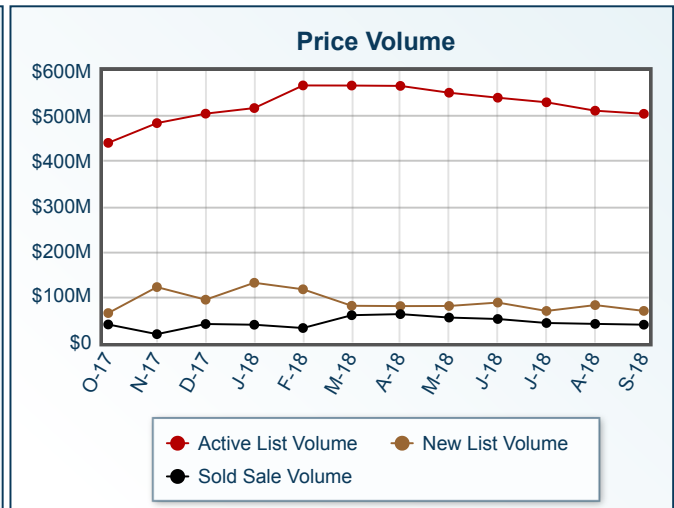
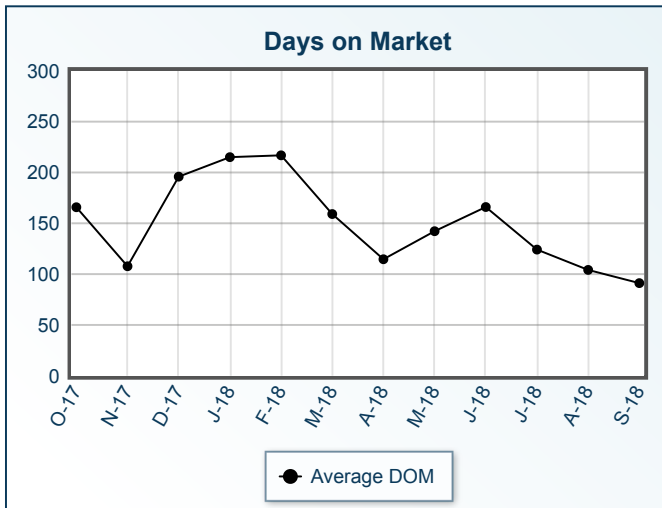
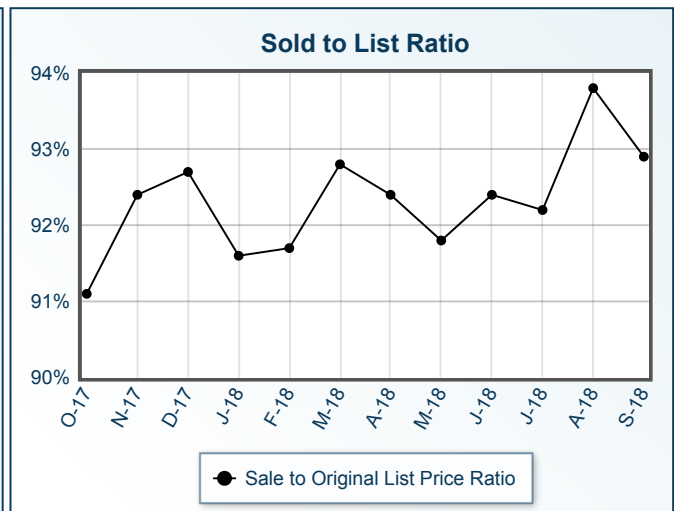
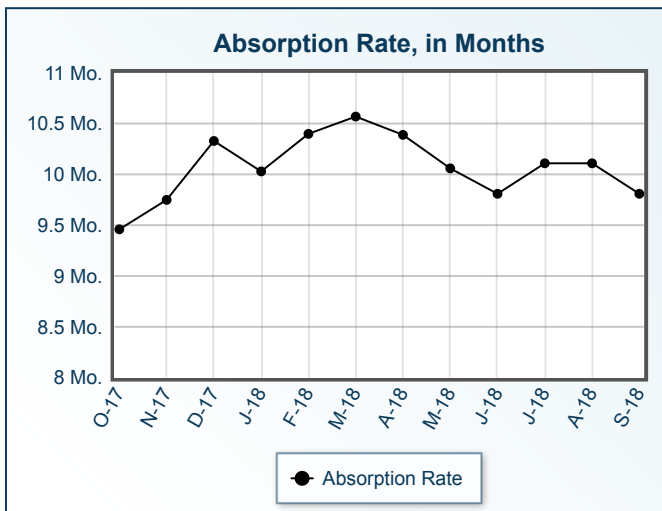
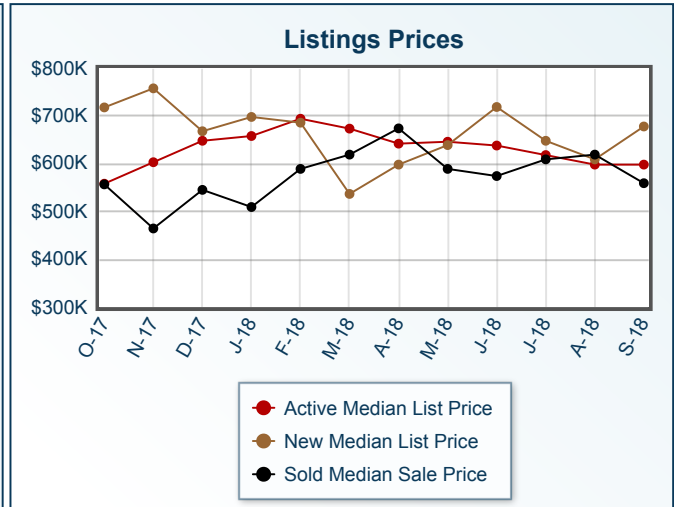
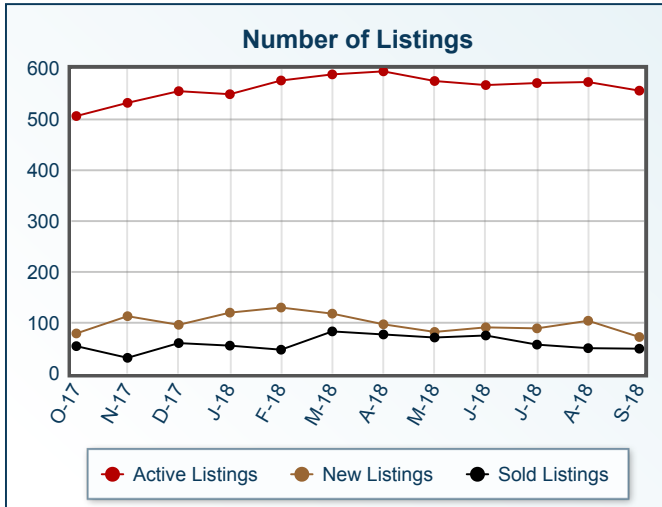


# Market Summary

33040 Residential, September 2018



Summary Statistics						
	Sep-18	Sep-17	% Chg	2018 YTD	2017 YTD	% Chg
Absorption Rate	9.81	9.95	-1.41	10.14	11.42	-11.21
Average List Price	\$907,437	\$842,034	7.77	\$902,806	\$818,900	10.25
Median List Price	\$599,000	\$549,000	9.11	\$649,900	\$590,000	10.15
Average Sale Price	\$805,478	\$428,224	88.10	\$754,850	\$728,018	3.69
Median Sale Price	\$560,000	\$450,000	24.44	\$592,500	\$570,000	3.95
Average DOM	91	209	-56.46	147	144	2.08
Median DOM	65	146	-55.48	62	77	-19.48

Sold Listings	This Month			Year to Date			Pending Listings	This Month			Year to Date		
	2018	2017	% Chg	2018	2017	% Chg		2018	2017	% Chg	2018	2017	% Chg
	0-99,999	2	4	-50.0	32	24		33.3	0-99,999	2	3	-33.3	32
100,000-149,999	0	0	0.0	4	5	-20.0	100,000-149,999	0	0	0.0	2	3	-33.3
150,000-199,999	3	0	N/A	16	3	433.3	150,000-199,999	2	0	N/A	13	3	333.3
200,000-249,999	0	1	-100.0	10	14	-28.6	200,000-249,999	1	0	N/A	10	10	0.0
250,000-299,999	3	1	200.0	18	12	50.0	250,000-299,999	3	3	0.0	18	17	5.9
300,000-349,999	1	1	0.0	21	25	-16.0	300,000-349,999	4	0	N/A	18	18	0.0
350,000-399,999	4	2	100.0	47	47	0.0	350,000-399,999	6	2	200.0	47	52	-9.6
400,000-449,999	6	1	500.0	28	27	3.7	400,000-449,999	3	2	50.0	25	24	4.2
450,000-499,999	2	4	-50.0	45	48	-6.2	450,000-499,999	1	5	-80.0	40	47	-14.9
500,000-549,999	3	0	N/A	31	42	-26.2	500,000-549,999	1	2	-50.0	25	36	-30.6
550,000-599,999	2	1	100.0	33	30	10.0	550,000-599,999	3	1	200.0	35	38	-7.9
600,000-649,999	2	0	N/A	27	34	-20.6	600,000-649,999	3	0	N/A	27	24	12.5
650,000-699,999	4	4	0.0	25	17	47.1	650,000-699,999	3	1	200.0	32	23	39.1
700,000-749,999	1	0	N/A	18	22	-18.2	700,000-749,999	1	2	-50.0	6	22	-72.7
750,000-799,999	1	0	N/A	18	14	28.6	750,000-799,999	1	0	N/A	25	13	92.3
800,000-849,999	1	1	0.0	18	17	5.9	800,000-849,999	0	0	0.0	11	15	-26.7
850,000-899,999	0	1	-100.0	20	12	66.7	850,000-899,999	2	0	N/A	27	13	107.7
900,000-949,999	1	0	N/A	15	10	50.0	900,000-949,999	1	0	N/A	11	5	120.0
950,000-999,999	1	0	N/A	12	14	-14.3	950,000-999,999	0	1	-100.0	19	12	58.3
1,000,000-1,099,999	0	0	0.0	12	9	33.3	1,000,000-1,099,999	0	0	0.0	6	11	-45.5
1,100,000-1,199,999	1	0	N/A	20	13	53.8	1,100,000-1,199,999	1	0	N/A	16	9	77.8
1,200,000-1,299,999	1	0	N/A	13	21	-38.1	1,200,000-1,299,999	1	0	N/A	19	19	0.0
1,300,000-1,399,999	2	0	N/A	12	7	71.4	1,300,000-1,399,999	2	0	N/A	11	13	-15.4
1,400,000-1,499,999	0	0	0.0	7	5	40.0	1,400,000-1,499,999	2	0	N/A	9	6	50.0
1,500,000-1,599,999	1	0	N/A	12	4	200.0	1,500,000-1,599,999	1	0	N/A	12	5	140.0
1,600,000-1,699,999	1	0	N/A	5	11	-54.5	1,600,000-1,699,999	1	0	N/A	11	11	0.0
1,700,000-1,799,999	2	0	N/A	11	4	175.0	1,700,000-1,799,999	0	0	0.0	12	6	100.0
1,800,000-1,899,999	0	0	0.0	8	2	300.0	1,800,000-1,899,999	0	0	0.0	3	8	-62.5
1,900,000-1,999,999	0	0	0.0	5	1	400.0	1,900,000-1,999,999	0	0	0.0	5	4	25.0
2,000,000-2,249,999	2	0	N/A	9	6	50.0	2,000,000-2,249,999	0	0	0.0	7	2	250.0
2,250,000-2,499,999	0	0	0.0	4	2	100.0	2,250,000-2,499,999	2	0	N/A	8	6	33.3
2,500,000-2,749,999	1	0	N/A	2	3	-33.3	2,500,000-2,749,999	0	0	0.0	2	2	0.0
2,750,000-2,999,999	0	0	0.0	1	2	-50.0	2,750,000-2,999,999	0	0	0.0	1	4	-75.0
3,000,000-3,249,999	0	0	0.0	2	0	N/A	3,000,000-3,249,999	0	0	0.0	0	1	-100.0
3,250,000-3,499,999	1	0	N/A	1	1	0.0	3,250,000-3,499,999	0	0	0.0	2	0	N/A
3,500,000-3,749,999	0	0	0.0	0	1	-100.0	3,500,000-3,749,999	1	0	N/A	2	0	N/A
3,750,000-3,999,999	0	0	0.0	0	1	-100.0	3,750,000-3,999,999	0	0	0.0	0	1	-100.0
4,000,000-4,249,999	0	0	0.0	0	0	0.0	4,000,000-4,249,999	0	0	0.0	0	0	0.0
4,250,000-4,499,999	0	0	0.0	0	0	0.0	4,250,000-4,499,999	0	0	0.0	0	1	-100.0
4,500,000-4,749,999	0	0	0.0	0	1	-100.0	4,500,000-4,749,999	0	0	0.0	0	0	0.0
4,750,000-4,999,999	0	0	0.0	0	0	0.0	4,750,000-4,999,999	0	0	0.0	0	0	0.0
5,000,000+	0	0	0.0	2	2	0.0	5,000,000+	0	0	0.0	2	1	100.0
Totals	49	21	133.3	564	513	9.9	Totals	48	22	118.2	551	512	7.6

Active Listings	This Month			Year to Date			New Listings	This Month			Year to Date		
	2018	2017	% Chg	2018	2017	% Chg		2018	2017	% Chg	2018	2017	% Chg
	0-99,999	140	154	-9.1	203	244		-16.8	0-99,999	6	2	200.0	70
100,000-149,999	2	2	0.0	6	5	20.0	100,000-149,999	0	0	0.0	4	5	-20.0
150,000-199,999	3	5	-40.0	16	11	45.5	150,000-199,999	1	2	-50.0	13	8	62.5
200,000-249,999	7	11	-36.4	21	31	-32.3	200,000-249,999	1	0	N/A	11	23	-52.2
250,000-299,999	6	4	50.0	35	31	12.9	250,000-299,999	1	0	N/A	31	23	34.8
300,000-349,999	12	9	33.3	38	32	18.8	300,000-349,999	1	1	0.0	24	24	0.0
350,000-399,999	21	26	-19.2	74	97	-23.7	350,000-399,999	2	1	100.0	58	73	-20.5
400,000-449,999	23	18	27.8	55	49	12.2	400,000-449,999	5	3	66.7	41	40	2.5
450,000-499,999	23	25	-8.0	76	87	-12.6	450,000-499,999	4	0	N/A	62	64	-3.1
500,000-549,999	17	18	-5.6	56	68	-17.6	500,000-549,999	5	1	400.0	40	47	-14.9
550,000-599,999	28	20	40.0	78	75	4.0	550,000-599,999	4	1	300.0	57	59	-3.4
600,000-649,999	17	16	6.3	57	48	18.8	600,000-649,999	4	0	N/A	41	34	20.6
650,000-699,999	26	18	44.4	70	67	4.5	650,000-699,999	5	2	150.0	55	41	34.1
700,000-749,999	14	8	75.0	32	41	-22.0	700,000-749,999	2	2	0.0	22	20	10.0
750,000-799,999	25	25	0.0	72	46	56.5	750,000-799,999	2	0	N/A	42	25	68.0
800,000-849,999	6	15	-60.0	28	34	-17.6	800,000-849,999	0	0	0.0	14	21	-33.3
850,000-899,999	19	23	-17.4	60	53	13.2	850,000-899,999	1	0	N/A	40	36	11.1
900,000-949,999	11	3	266.7	25	15	66.7	900,000-949,999	3	0	N/A	20	7	185.7
950,000-999,999	15	17	-11.8	47	41	14.6	950,000-999,999	4	1	300.0	32	25	28.0
1,000,000-1,099,999	6	8	-25.0	18	28	-35.7	1,000,000-1,099,999	1	0	N/A	10	19	-47.4
1,100,000-1,199,999	20	13	53.8	42	36	16.7	1,100,000-1,199,999	2	0	N/A	27	21	28.6
1,200,000-1,299,999	17	16	6.3	54	46	17.4	1,200,000-1,299,999	3	0	N/A	36	30	20.0
1,300,000-1,399,999	10	5	100.0	29	32	-9.4	1,300,000-1,399,999	1	1	0.0	18	18	0.0
1,400,000-1,499,999	10	12	-16.7	29	25	16.0	1,400,000-1,499,999	1	0	N/A	20	12	66.7
1,500,000-1,599,999	10	13	-23.1	30	23	30.4	1,500,000-1,599,999	1	0	N/A	16	16	0.0
1,600,000-1,699,999	6	9	-33.3	22	25	-12.0	1,600,000-1,699,999	1	1	0.0	12	16	-25.0
1,700,000-1,799,999	5	5	0.0	21	14	50.0	1,700,000-1,799,999	0	1	-100.0	12	4	200.0
1,800,000-1,899,999	3	6	-50.0	9	16	-43.7	1,800,000-1,899,999	0	0	0.0	3	10	-70.0
1,900,000-1,999,999	3	1	200.0	15	7	114.3	1,900,000-1,999,999	1	0	N/A	12	5	140.0
2,000,000-2,249,999	5	4	25.0	17	8	112.5	2,000,000-2,249,999	0	0	0.0	8	5	60.0
2,250,000-2,499,999	10	9	11.1	29	21	38.1	2,250,000-2,499,999	4	1	300.0	15	19	-21.1
2,500,000-2,749,999	5	2	150.0	11	9	22.2	2,500,000-2,749,999	3	0	N/A	9	5	80.0
2,750,000-2,999,999	3	5	-40.0	9	13	-30.8	2,750,000-2,999,999	1	1	0.0	4	7	-42.9
3,000,000-3,249,999	2	0	N/A	4	1	300.0	3,000,000-3,249,999	1	0	N/A	4	1	300.0
3,250,000-3,499,999	4	1	300.0	7	5	40.0	3,250,000-3,499,999	0	0	0.0	3	2	50.0
3,500,000-3,749,999	4	1	300.0	5	3	66.7	3,500,000-3,749,999	1	0	N/A	3	2	50.0
3,750,000-3,999,999	2	1	100.0	3	3	0.0	3,750,000-3,999,999	0	0	0.0	0	3	-100.0
4,000,000-4,249,999	2	0	N/A	3	0	N/A	4,000,000-4,249,999	0	0	0.0	2	0	N/A
4,250,000-4,499,999	0	1	-100.0	0	3	-100.0	4,250,000-4,499,999	0	0	0.0	0	2	-100.0
4,500,000-4,749,999	1	0	N/A	1	0	N/A	4,500,000-4,749,999	0	0	0.0	1	0	N/A
4,750,000-4,999,999	1	4	-75.0	3	4	-25.0	4,750,000-4,999,999	0	0	0.0	1	2	-50.0
5,000,000+	12	10	20.0	19	14	35.7	5,000,000+	0	0	0.0	10	5	100.0
Totals	556	543	2.4	1429	1411	1.3	Totals	72	21	242.9	903	819	10.3

Information is deemed to be reliable, but is not guaranteed. © 2018 MLS and FBS. Prepared by Darla Frye-Guevremont on Thursday, December 06, 2018 12:50 PM.