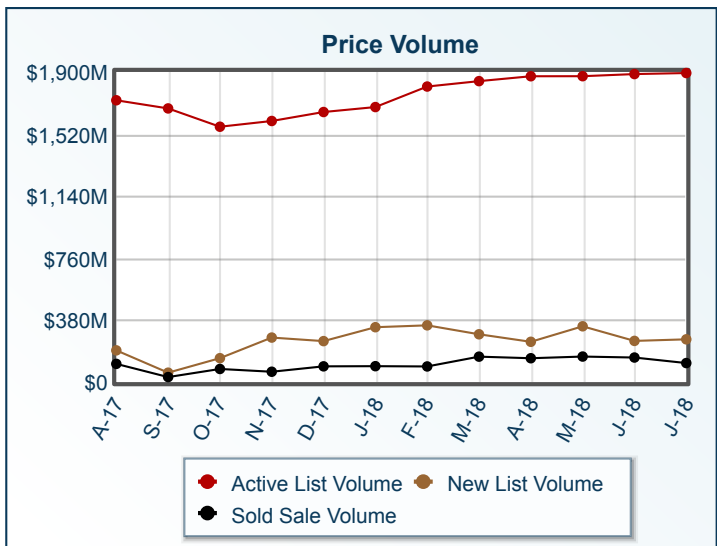
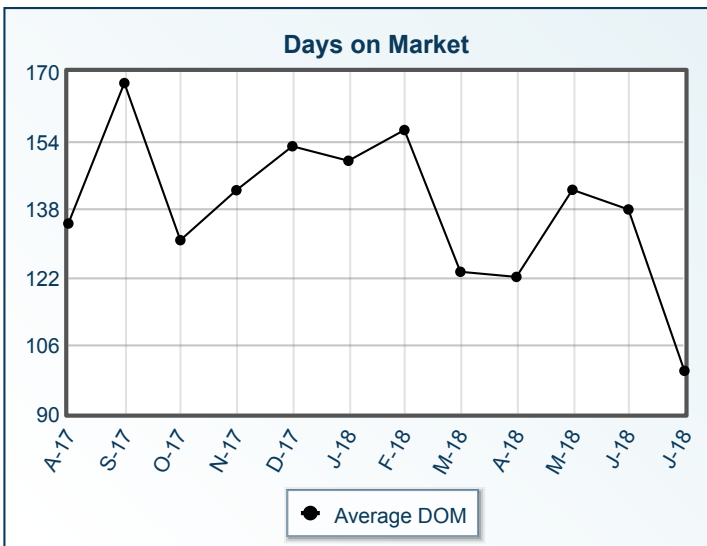
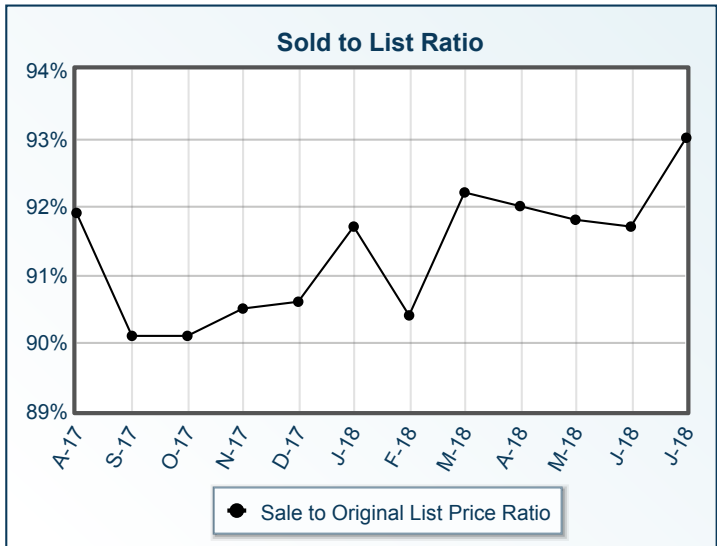
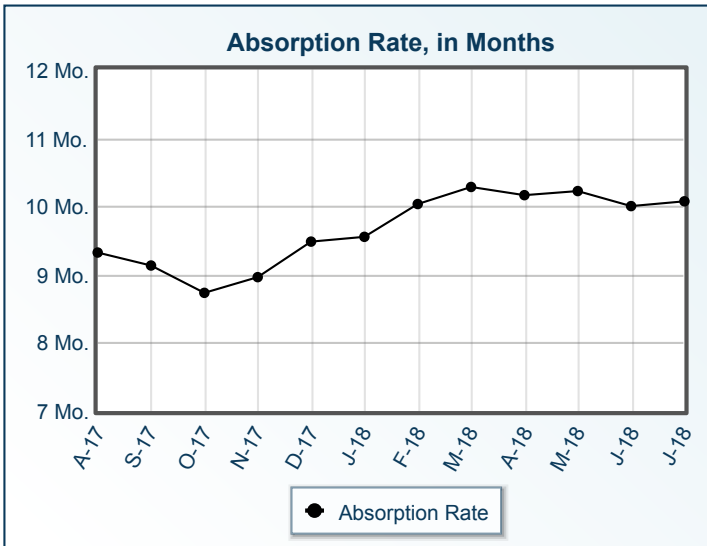
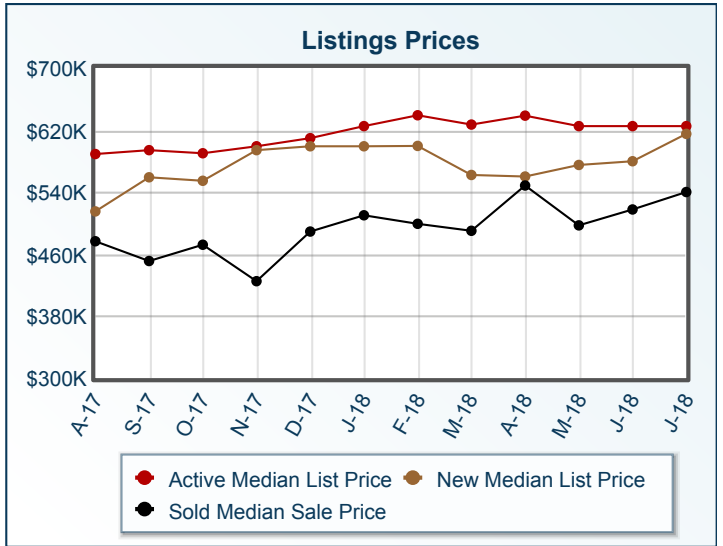
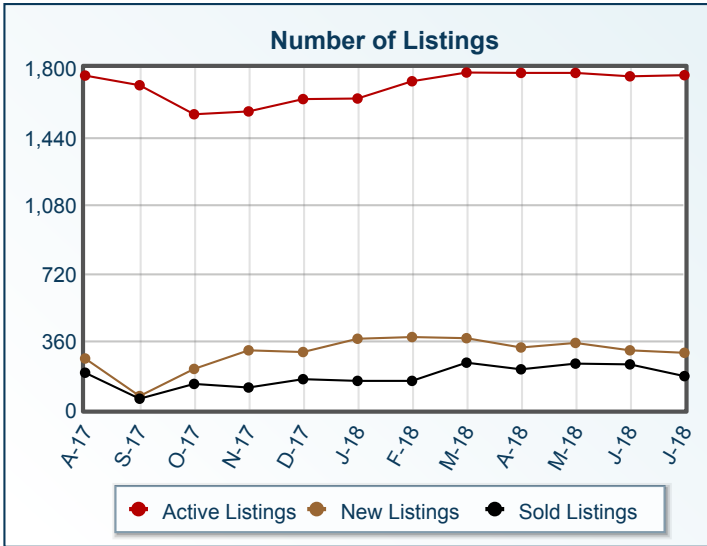


Market Summary

Residential, July 2018



| Summary Statistics | | | | | | |
|--------------------|-------------|-----------|--------|-----------|-----------|--------|
| | Jul-18 | Jul-17 | % Chg | 2018 YTD | 2017 YTD | % Chg |
| Absorption Rate | 10.07 | 9.55 | 5.45 | 10.04 | 10.45 | -3.92 |
| Average List Price | \$1,074,584 | \$989,231 | 8.63 | \$923,984 | \$861,439 | 7.26 |
| Median List Price | \$625,000 | \$599,000 | 4.34 | \$599,000 | \$569,000 | 5.27 |
| Average Sale Price | \$662,694 | \$661,475 | 0.18 | \$648,696 | \$651,087 | -0.37 |
| Median Sale Price | \$540,000 | \$502,000 | 7.57 | \$510,000 | \$495,000 | 3.03 |
| Average DOM | 100 | 140 | -28.57 | 132 | 129 | 2.33 |
| Median DOM | 46 | 90 | -48.89 | 64 | 79 | -18.99 |

| | This Month | | | Year to Date | | |
|---------------------|------------|------------|--------------|--------------|-------------|------------|
| | 2018 | 2017 | % Chg | 2018 | 2017 | % Chg |
| 0-99,999 | 3 | 4 | -25.0 | 35 | 19 | 84.2 |
| 100,000-149,999 | 1 | 4 | -75.0 | 26 | 29 | -10.3 |
| 150,000-199,999 | 7 | 3 | 133.3 | 51 | 35 | 45.7 |
| 200,000-249,999 | 7 | 5 | 40.0 | 66 | 59 | 11.9 |
| 250,000-299,999 | 7 | 14 | -50.0 | 75 | 79 | -5.1 |
| 300,000-349,999 | 10 | 19 | -47.4 | 89 | 114 | -21.9 |
| 350,000-399,999 | 18 | 16 | 12.5 | 139 | 144 | -3.5 |
| 400,000-449,999 | 14 | 18 | -22.2 | 101 | 113 | -10.6 |
| 450,000-499,999 | 15 | 15 | 0.0 | 106 | 111 | -4.5 |
| 500,000-549,999 | 10 | 17 | -41.2 | 89 | 103 | -13.6 |
| 550,000-599,999 | 11 | 15 | -26.7 | 73 | 74 | -1.4 |
| 600,000-649,999 | 8 | 3 | 166.7 | 56 | 58 | -3.4 |
| 650,000-699,999 | 10 | 4 | 150.0 | 63 | 47 | 34.0 |
| 700,000-749,999 | 8 | 7 | 14.3 | 46 | 60 | -23.3 |
| 750,000-799,999 | 6 | 4 | 50.0 | 51 | 45 | 13.3 |
| 800,000-849,999 | 4 | 7 | -42.9 | 47 | 31 | 51.6 |
| 850,000-899,999 | 6 | 3 | 100.0 | 43 | 32 | 34.4 |
| 900,000-949,999 | 2 | 2 | 0.0 | 25 | 20 | 25.0 |
| 950,000-999,999 | 2 | 8 | -75.0 | 25 | 24 | 4.2 |
| 1,000,000-1,099,999 | 1 | 3 | -66.7 | 27 | 27 | 0.0 |
| 1,100,000-1,199,999 | 5 | 3 | 66.7 | 38 | 28 | 35.7 |
| 1,200,000-1,299,999 | 1 | 6 | -83.3 | 22 | 38 | -42.1 |
| 1,300,000-1,399,999 | 4 | 2 | 100.0 | 20 | 15 | 33.3 |
| 1,400,000-1,499,999 | 2 | 2 | 0.0 | 16 | 8 | 100.0 |
| 1,500,000-1,599,999 | 6 | 1 | 500.0 | 15 | 9 | 66.7 |
| 1,600,000-1,699,999 | 2 | 2 | 0.0 | 10 | 17 | -41.2 |
| 1,700,000-1,799,999 | 2 | 1 | 100.0 | 11 | 8 | 37.5 |
| 1,800,000-1,899,999 | 1 | 0 | N/A | 9 | 5 | 80.0 |
| 1,900,000-1,999,999 | 0 | 2 | -100.0 | 5 | 6 | -16.7 |
| 2,000,000-2,249,999 | 1 | 2 | -50.0 | 14 | 9 | 55.6 |
| 2,250,000-2,499,999 | 0 | 2 | -100.0 | 7 | 7 | 0.0 |
| 2,500,000-2,749,999 | 0 | 2 | -100.0 | 2 | 7 | -71.4 |
| 2,750,000-2,999,999 | 0 | 0 | 0.0 | 6 | 3 | 100.0 |
| 3,000,000-3,249,999 | 1 | 0 | N/A | 3 | 3 | 0.0 |
| 3,250,000-3,499,999 | 0 | 0 | 0.0 | 0 | 2 | -100.0 |
| 3,500,000-3,749,999 | 0 | 0 | 0.0 | 2 | 2 | 0.0 |
| 3,750,000-3,999,999 | 1 | 0 | N/A | 1 | 2 | -50.0 |
| 4,000,000-4,249,999 | 0 | 0 | 0.0 | 1 | 0 | N/A |
| 4,250,000-4,499,999 | 0 | 0 | 0.0 | 0 | 0 | 0.0 |
| 4,500,000-4,749,999 | 0 | 0 | 0.0 | 0 | 1 | -100.0 |
| 4,750,000-4,999,999 | 0 | 0 | 0.0 | 0 | 0 | 0.0 |
| 5,000,000+ | 0 | 1 | -100.0 | 2 | 4 | -50.0 |
| Totals | 176 | 197 | -10.7 | 1417 | 1398 | 1.4 |

| | This Month | | | Year to Date | | |
|---------------------|------------|------------|-------------|--------------|-------------|------------|
| | 2018 | 2017 | % Chg | 2018 | 2017 | % Chg |
| 0-99,999 | 2 | 3 | -33.3 | 28 | 25 | 12.0 |
| 100,000-149,999 | 1 | 2 | -50.0 | 14 | 20 | -30.0 |
| 150,000-199,999 | 5 | 0 | N/A | 46 | 33 | 39.4 |
| 200,000-249,999 | 3 | 8 | -62.5 | 56 | 55 | 1.8 |
| 250,000-299,999 | 7 | 4 | 75.0 | 83 | 72 | 15.3 |
| 300,000-349,999 | 10 | 17 | -41.2 | 89 | 112 | -20.5 |
| 350,000-399,999 | 14 | 14 | 0.0 | 141 | 156 | -9.6 |
| 400,000-449,999 | 13 | 16 | -18.7 | 98 | 107 | -8.4 |
| 450,000-499,999 | 13 | 15 | -13.3 | 125 | 129 | -3.1 |
| 500,000-549,999 | 12 | 10 | 20.0 | 70 | 80 | -12.5 |
| 550,000-599,999 | 13 | 11 | 18.2 | 94 | 107 | -12.1 |
| 600,000-649,999 | 7 | 9 | -22.2 | 54 | 47 | 14.9 |
| 650,000-699,999 | 8 | 6 | 33.3 | 70 | 66 | 6.1 |
| 700,000-749,999 | 4 | 7 | -42.9 | 34 | 53 | -35.8 |
| 750,000-799,999 | 5 | 3 | 66.7 | 67 | 52 | 28.8 |
| 800,000-849,999 | 3 | 4 | -25.0 | 28 | 23 | 21.7 |
| 850,000-899,999 | 8 | 4 | 100.0 | 60 | 41 | 46.3 |
| 900,000-949,999 | 0 | 3 | -100.0 | 20 | 16 | 25.0 |
| 950,000-999,999 | 2 | 5 | -60.0 | 34 | 31 | 9.7 |
| 1,000,000-1,099,999 | 3 | 3 | 0.0 | 20 | 25 | -20.0 |
| 1,100,000-1,199,999 | 4 | 3 | 33.3 | 41 | 30 | 36.7 |
| 1,200,000-1,299,999 | 5 | 4 | 25.0 | 32 | 33 | -3.0 |
| 1,300,000-1,399,999 | 4 | 6 | -33.3 | 20 | 30 | -33.3 |
| 1,400,000-1,499,999 | 0 | 2 | -100.0 | 21 | 13 | 61.5 |
| 1,500,000-1,599,999 | 1 | 1 | 0.0 | 18 | 12 | 50.0 |
| 1,600,000-1,699,999 | 2 | 1 | 100.0 | 13 | 15 | -13.3 |
| 1,700,000-1,799,999 | 1 | 2 | -50.0 | 13 | 7 | 85.7 |
| 1,800,000-1,899,999 | 0 | 1 | -100.0 | 7 | 8 | -12.5 |
| 1,900,000-1,999,999 | 1 | 1 | 0.0 | 8 | 8 | 0.0 |
| 2,000,000-2,249,999 | 2 | 1 | 100.0 | 11 | 5 | 120.0 |
| 2,250,000-2,499,999 | 0 | 1 | -100.0 | 15 | 13 | 15.4 |
| 2,500,000-2,749,999 | 0 | 1 | -100.0 | 4 | 6 | -33.3 |
| 2,750,000-2,999,999 | 1 | 1 | 0.0 | 4 | 7 | -42.9 |
| 3,000,000-3,249,999 | 0 | 0 | 0.0 | 0 | 0 | 0.0 |
| 3,250,000-3,499,999 | 2 | 0 | N/A | 3 | 5 | -40.0 |
| 3,500,000-3,749,999 | 0 | 0 | 0.0 | 2 | 1 | 100.0 |
| 3,750,000-3,999,999 | 0 | 0 | 0.0 | 2 | 2 | 0.0 |
| 4,000,000-4,249,999 | 0 | 0 | 0.0 | 1 | 0 | N/A |
| 4,250,000-4,499,999 | 0 | 0 | 0.0 | 0 | 3 | -100.0 |
| 4,500,000-4,749,999 | 0 | 0 | 0.0 | 2 | 0 | N/A |
| 4,750,000-4,999,999 | 0 | 0 | 0.0 | 0 | 0 | 0.0 |
| 5,000,000+ | 1 | 0 | N/A | 4 | 3 | 33.3 |
| Totals | 157 | 169 | -7.1 | 1452 | 1451 | 0.1 |

| Active Listings | This Month | | | Year to Date | | | New Listings | This Month | | | Year to Date | | |
|---------------------|------------|------|-------|--------------|------|-------|---------------------|------------|----------|--------|--------------|------|-------|
| | 2018 | 2017 | % Chg | 2018 | 2017 | % Chg | | 2018 | 2017 | % Chg | 2018 | 2017 | % Chg |
| | 0-99,999 | 153 | 161 | -5.0 | 210 | 264 | | -20.5 | 0-99,999 | 8 | 5 | 60.0 | 68 |
| 100,000-149,999 | 6 | 9 | -33.3 | 23 | 36 | -36.1 | 100,000-149,999 | 1 | 5 | -80.0 | 16 | 28 | -42.9 |
| 150,000-199,999 | 52 | 28 | 85.7 | 116 | 84 | 38.1 | 150,000-199,999 | 9 | 7 | 28.6 | 77 | 49 | 57.1 |
| 200,000-249,999 | 55 | 52 | 5.8 | 134 | 139 | -3.6 | 200,000-249,999 | 11 | 13 | -15.4 | 87 | 83 | 4.8 |
| 250,000-299,999 | 56 | 80 | -30.0 | 182 | 189 | -3.7 | 250,000-299,999 | 6 | 17 | -64.7 | 118 | 116 | 1.7 |
| 300,000-349,999 | 66 | 76 | -13.2 | 189 | 221 | -14.5 | 300,000-349,999 | 16 | 12 | 33.3 | 120 | 131 | -8.4 |
| 350,000-399,999 | 106 | 133 | -20.3 | 294 | 341 | -13.8 | 350,000-399,999 | 20 | 18 | 11.1 | 197 | 212 | -7.1 |
| 400,000-449,999 | 96 | 98 | -2.0 | 239 | 244 | -2.0 | 400,000-449,999 | 21 | 19 | 10.5 | 151 | 159 | -5.0 |
| 450,000-499,999 | 104 | 125 | -16.8 | 279 | 324 | -13.9 | 450,000-499,999 | 23 | 30 | -23.3 | 180 | 206 | -12.6 |
| 500,000-549,999 | 66 | 59 | 11.9 | 161 | 184 | -12.5 | 500,000-549,999 | 17 | 11 | 54.5 | 115 | 110 | 4.5 |
| 550,000-599,999 | 104 | 93 | 11.8 | 233 | 265 | -12.1 | 550,000-599,999 | 15 | 19 | -21.1 | 155 | 163 | -4.9 |
| 600,000-649,999 | 56 | 57 | -1.8 | 136 | 135 | 0.7 | 600,000-649,999 | 9 | 5 | 80.0 | 87 | 85 | 2.4 |
| 650,000-699,999 | 82 | 85 | -3.5 | 198 | 204 | -2.9 | 650,000-699,999 | 27 | 15 | 80.0 | 135 | 122 | 10.7 |
| 700,000-749,999 | 53 | 39 | 35.9 | 102 | 116 | -12.1 | 700,000-749,999 | 7 | 7 | 0.0 | 71 | 68 | 4.4 |
| 750,000-799,999 | 67 | 72 | -6.9 | 180 | 154 | 16.9 | 750,000-799,999 | 16 | 7 | 128.6 | 112 | 83 | 34.9 |
| 800,000-849,999 | 29 | 41 | -29.3 | 73 | 78 | -6.4 | 800,000-849,999 | 8 | 6 | 33.3 | 36 | 49 | -26.5 |
| 850,000-899,999 | 70 | 64 | 9.4 | 157 | 139 | 12.9 | 850,000-899,999 | 11 | 9 | 22.2 | 90 | 81 | 11.1 |
| 900,000-949,999 | 25 | 20 | 25.0 | 57 | 39 | 46.2 | 900,000-949,999 | 4 | 0 | N/A | 36 | 20 | 80.0 |
| 950,000-999,999 | 44 | 43 | 2.3 | 101 | 105 | -3.8 | 950,000-999,999 | 6 | 9 | -33.3 | 55 | 58 | -5.2 |
| 1,000,000-1,099,999 | 18 | 31 | -41.9 | 50 | 66 | -24.2 | 1,000,000-1,099,999 | 7 | 1 | 600.0 | 26 | 43 | -39.5 |
| 1,100,000-1,199,999 | 41 | 51 | -19.6 | 108 | 105 | 2.9 | 1,100,000-1,199,999 | 7 | 1 | 600.0 | 66 | 53 | 24.5 |
| 1,200,000-1,299,999 | 53 | 51 | 3.9 | 111 | 112 | -0.9 | 1,200,000-1,299,999 | 6 | 7 | -14.3 | 67 | 61 | 9.8 |
| 1,300,000-1,399,999 | 39 | 27 | 44.4 | 80 | 72 | 11.1 | 1,300,000-1,399,999 | 9 | 4 | 125.0 | 45 | 41 | 9.8 |
| 1,400,000-1,499,999 | 38 | 30 | 26.7 | 76 | 65 | 16.9 | 1,400,000-1,499,999 | 3 | 2 | 50.0 | 51 | 28 | 82.1 |
| 1,500,000-1,599,999 | 26 | 28 | -7.1 | 64 | 54 | 18.5 | 1,500,000-1,599,999 | 8 | 3 | 166.7 | 36 | 29 | 24.1 |
| 1,600,000-1,699,999 | 24 | 19 | 26.3 | 43 | 43 | 0.0 | 1,600,000-1,699,999 | 2 | 3 | -33.3 | 26 | 25 | 4.0 |
| 1,700,000-1,799,999 | 25 | 17 | 47.1 | 52 | 32 | 62.5 | 1,700,000-1,799,999 | 6 | 5 | 20.0 | 24 | 18 | 33.3 |
| 1,800,000-1,899,999 | 14 | 18 | -22.2 | 29 | 31 | -6.5 | 1,800,000-1,899,999 | 0 | 1 | -100.0 | 10 | 16 | -37.5 |
| 1,900,000-1,999,999 | 17 | 25 | -32.0 | 39 | 47 | -17.0 | 1,900,000-1,999,999 | 4 | 1 | 300.0 | 24 | 19 | 26.3 |
| 2,000,000-2,249,999 | 21 | 19 | 10.5 | 42 | 34 | 23.5 | 2,000,000-2,249,999 | 4 | 2 | 100.0 | 23 | 18 | 27.8 |
| 2,250,000-2,499,999 | 28 | 38 | -26.3 | 58 | 69 | -15.9 | 2,250,000-2,499,999 | 2 | 3 | -33.3 | 22 | 38 | -42.1 |
| 2,500,000-2,749,999 | 13 | 14 | -7.1 | 24 | 32 | -25.0 | 2,500,000-2,749,999 | 1 | 0 | N/A | 16 | 12 | 33.3 |
| 2,750,000-2,999,999 | 19 | 14 | 35.7 | 30 | 31 | -3.2 | 2,750,000-2,999,999 | 1 | 1 | 0.0 | 18 | 15 | 20.0 |
| 3,000,000-3,249,999 | 5 | 3 | 66.7 | 7 | 4 | 75.0 | 3,000,000-3,249,999 | 0 | 1 | -100.0 | 4 | 2 | 100.0 |
| 3,250,000-3,499,999 | 13 | 11 | 18.2 | 18 | 22 | -18.2 | 3,250,000-3,499,999 | 0 | 3 | -100.0 | 7 | 12 | -41.7 |
| 3,500,000-3,749,999 | 9 | 7 | 28.6 | 14 | 12 | 16.7 | 3,500,000-3,749,999 | 2 | 0 | N/A | 6 | 8 | -25.0 |
| 3,750,000-3,999,999 | 11 | 11 | 0.0 | 15 | 18 | -16.7 | 3,750,000-3,999,999 | 0 | 1 | -100.0 | 4 | 9 | -55.6 |
| 4,000,000-4,249,999 | 5 | 1 | 400.0 | 8 | 4 | 100.0 | 4,000,000-4,249,999 | 0 | 2 | -100.0 | 5 | 3 | 66.7 |
| 4,250,000-4,499,999 | 4 | 4 | 0.0 | 4 | 11 | -63.6 | 4,250,000-4,499,999 | 0 | 1 | -100.0 | 2 | 6 | -66.7 |
| 4,500,000-4,749,999 | 4 | 2 | 100.0 | 6 | 3 | 100.0 | 4,500,000-4,749,999 | 0 | 0 | 0.0 | 5 | 0 | N/A |
| 4,750,000-4,999,999 | 5 | 3 | 66.7 | 6 | 7 | -14.3 | 4,750,000-4,999,999 | 1 | 1 | 0.0 | 4 | 2 | 100.0 |
| 5,000,000+ | 38 | 32 | 18.8 | 54 | 40 | 35.0 | 5,000,000+ | 1 | 2 | -50.0 | 23 | 19 | 21.1 |
| Totals | 1760 | 1791 | -1.7 | 4002 | 4175 | -4.1 | Totals | 299 | 259 | 15.4 | 2420 | 2342 | 3.3 |

Information is deemed to be reliable, but is not guaranteed. © 2018 MLS and FBS. Prepared by Darla Frye-Guevremont on Monday, September 17, 2018 9:29 PM.