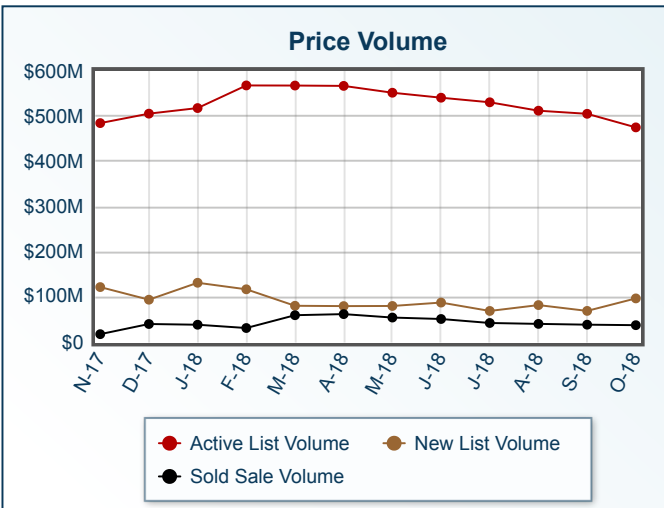
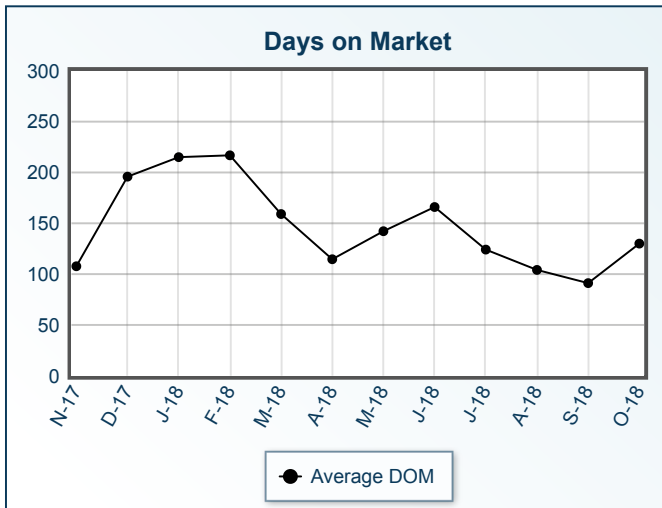
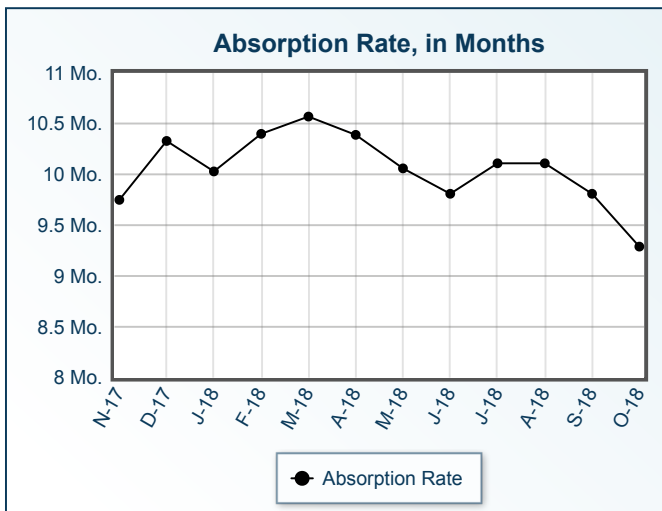
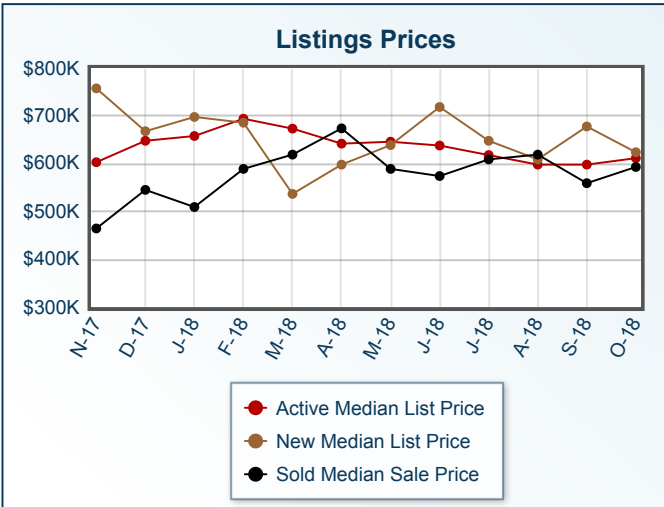
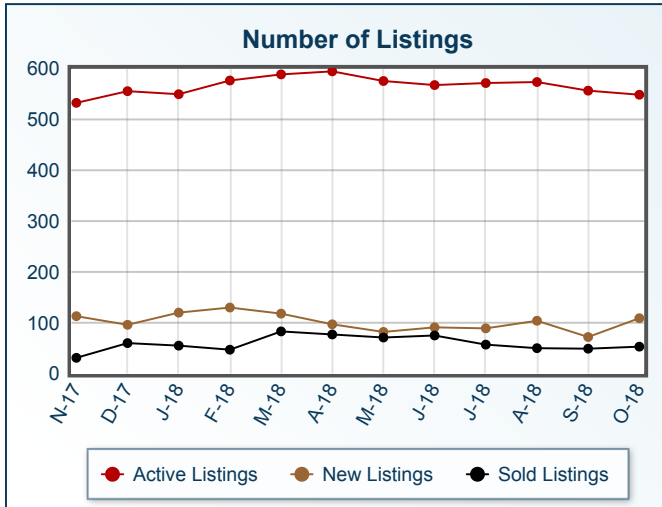


# Market Summary

33040 Residential, October 2018



Summary Statistics						
	Oct-18	Oct-17	% Chg	2018 YTD	2017 YTD	% Chg
Absorption Rate	9.29	9.46	-1.80	10.06	11.22	-10.34
Average List Price	\$865,979	\$870,227	-0.49	\$902,224	\$819,178	10.14
Median List Price	\$612,500	\$558,950	9.58	\$649,900	\$599,000	8.50
Average Sale Price	\$723,956	\$739,606	-2.12	\$752,196	\$729,121	3.16
Median Sale Price	\$594,000	\$557,500	6.55	\$594,000	\$565,000	5.13
Average DOM	130	165	-21.21	146	146	0.00
Median DOM	80	116	-31.03	64	81	-20.99

Sold Listings	This Month			Year to Date			Pending Listings	This Month			Year to Date		
	2018	2017	% Chg	2018	2017	% Chg		2018	2017	% Chg	2018	2017	% Chg
	0-99,999	4	4	0.0	36	28		28.6	0-99,999	2	3	-33.3	34
100,000-149,999	0	1	-100.0	4	6	-33.3	100,000-149,999	0	1	-100.0	2	4	-50.0
150,000-199,999	0	0	0.0	16	3	433.3	150,000-199,999	0	2	-100.0	13	5	160.0
200,000-249,999	0	3	-100.0	10	17	-41.2	200,000-249,999	0	3	-100.0	10	13	-23.1
250,000-299,999	0	1	-100.0	18	13	38.5	250,000-299,999	1	0	N/A	19	17	11.8
300,000-349,999	4	1	300.0	25	26	-3.8	300,000-349,999	2	0	N/A	20	18	11.1
350,000-399,999	2	3	-33.3	49	50	-2.0	350,000-399,999	3	5	-40.0	50	57	-12.3
400,000-449,999	4	6	-33.3	32	33	-3.0	400,000-449,999	4	6	-33.3	29	30	-3.3
450,000-499,999	3	4	-25.0	48	52	-7.7	450,000-499,999	5	5	0.0	45	52	-13.5
500,000-549,999	5	3	66.7	36	45	-20.0	500,000-549,999	4	4	0.0	29	40	-27.5
550,000-599,999	5	2	150.0	38	32	18.8	550,000-599,999	4	4	0.0	39	42	-7.1
600,000-649,999	5	4	25.0	32	38	-15.8	600,000-649,999	1	1	0.0	28	25	12.0
650,000-699,999	1	1	0.0	26	18	44.4	650,000-699,999	4	4	0.0	36	27	33.3
700,000-749,999	1	2	-50.0	19	24	-20.8	700,000-749,999	1	1	0.0	7	23	-69.6
750,000-799,999	4	1	300.0	22	15	46.7	750,000-799,999	3	3	0.0	28	16	75.0
800,000-849,999	0	2	-100.0	18	19	-5.3	800,000-849,999	1	1	0.0	12	16	-25.0
850,000-899,999	4	1	300.0	24	13	84.6	850,000-899,999	2	4	-50.0	29	17	70.6
900,000-949,999	2	3	-33.3	17	13	30.8	900,000-949,999	3	0	N/A	14	5	180.0
950,000-999,999	0	0	0.0	12	14	-14.3	950,000-999,999	1	1	0.0	20	13	53.8
1,000,000-1,099,999	0	0	0.0	12	9	33.3	1,000,000-1,099,999	0	0	0.0	6	11	-45.5
1,100,000-1,199,999	2	2	0.0	22	15	46.7	1,100,000-1,199,999	1	1	0.0	17	10	70.0
1,200,000-1,299,999	0	2	-100.0	13	23	-43.5	1,200,000-1,299,999	0	1	-100.0	19	20	-5.0
1,300,000-1,399,999	1	0	N/A	13	7	85.7	1,300,000-1,399,999	0	0	0.0	11	13	-15.4
1,400,000-1,499,999	3	1	200.0	10	6	66.7	1,400,000-1,499,999	2	0	N/A	11	6	83.3
1,500,000-1,599,999	1	2	-50.0	13	6	116.7	1,500,000-1,599,999	0	1	-100.0	12	6	100.0
1,600,000-1,699,999	0	1	-100.0	5	12	-58.3	1,600,000-1,699,999	1	1	0.0	12	12	0.0
1,700,000-1,799,999	0	2	-100.0	11	6	83.3	1,700,000-1,799,999	1	0	N/A	13	6	116.7
1,800,000-1,899,999	0	0	0.0	8	2	300.0	1,800,000-1,899,999	0	0	0.0	3	8	-62.5
1,900,000-1,999,999	0	0	0.0	5	1	400.0	1,900,000-1,999,999	0	0	0.0	5	4	25.0
2,000,000-2,249,999	1	1	0.0	10	7	42.9	2,000,000-2,249,999	2	0	N/A	9	2	350.0
2,250,000-2,499,999	0	0	0.0	4	2	100.0	2,250,000-2,499,999	1	0	N/A	9	6	50.0
2,500,000-2,749,999	0	0	0.0	2	3	-33.3	2,500,000-2,749,999	0	0	0.0	2	2	0.0
2,750,000-2,999,999	0	0	0.0	1	2	-50.0	2,750,000-2,999,999	0	0	0.0	1	4	-75.0
3,000,000-3,249,999	0	1	-100.0	2	1	100.0	3,000,000-3,249,999	0	0	0.0	0	1	-100.0
3,250,000-3,499,999	1	0	N/A	2	1	100.0	3,250,000-3,499,999	0	0	0.0	2	0	N/A
3,500,000-3,749,999	0	0	0.0	0	1	-100.0	3,500,000-3,749,999	0	0	0.0	2	0	N/A
3,750,000-3,999,999	0	0	0.0	0	1	-100.0	3,750,000-3,999,999	1	0	N/A	1	1	0.0
4,000,000-4,249,999	0	0	0.0	0	0	0.0	4,000,000-4,249,999	0	0	0.0	0	0	0.0
4,250,000-4,499,999	0	0	0.0	0	0	0.0	4,250,000-4,499,999	0	0	0.0	0	1	-100.0
4,500,000-4,749,999	0	0	0.0	0	1	-100.0	4,500,000-4,749,999	0	0	0.0	0	0	0.0
4,750,000-4,999,999	0	0	0.0	0	0	0.0	4,750,000-4,999,999	0	0	0.0	0	0	0.0
5,000,000+	0	0	0.0	2	2	0.0	5,000,000+	0	0	0.0	2	1	100.0
Totals	53	54	-1.9	617	567	8.8	Totals	50	52	-3.8	601	564	6.6

Active Listings	This Month			Year to Date			New Listings	This Month			Year to Date		
	2018	2017	% Chg	2018	2017	% Chg		2018	2017	% Chg	2018	2017	% Chg
	0-99,999	141	149	-5.4	208	249		-16.5	0-99,999	5	5	0.0	75
100,000-149,999	2	3	-33.3	6	6	0.0	100,000-149,999	0	1	-100.0	4	6	-33.3
150,000-199,999	3	5	-40.0	17	12	41.7	150,000-199,999	1	1	0.0	14	9	55.6
200,000-249,999	7	7	0.0	22	34	-35.3	200,000-249,999	1	3	-66.7	12	26	-53.8
250,000-299,999	5	2	150.0	39	31	25.8	250,000-299,999	4	0	N/A	35	23	52.2
300,000-349,999	10	9	11.1	40	34	17.6	300,000-349,999	2	2	0.0	26	26	0.0
350,000-399,999	18	22	-18.2	80	100	-20.0	350,000-399,999	6	3	100.0	64	76	-15.8
400,000-449,999	21	17	23.5	59	52	13.5	400,000-449,999	4	3	33.3	45	43	4.7
450,000-499,999	19	22	-13.6	79	95	-16.8	450,000-499,999	3	8	-62.5	65	72	-9.7
500,000-549,999	15	15	0.0	61	70	-12.9	500,000-549,999	5	2	150.0	45	49	-8.2
550,000-599,999	32	15	113.3	95	78	21.8	550,000-599,999	17	3	466.7	74	62	19.4
600,000-649,999	17	14	21.4	65	51	27.5	600,000-649,999	8	3	166.7	49	37	32.4
650,000-699,999	22	14	57.1	76	72	5.6	650,000-699,999	6	5	20.0	61	46	32.6
700,000-749,999	17	8	112.5	38	45	-15.6	700,000-749,999	6	4	50.0	28	24	16.7
750,000-799,999	26	25	4.0	77	53	45.3	750,000-799,999	5	7	-28.6	47	32	46.9
800,000-849,999	10	15	-33.3	34	35	-2.9	800,000-849,999	6	1	500.0	20	22	-9.1
850,000-899,999	15	21	-28.6	62	59	5.1	850,000-899,999	2	6	-66.7	42	42	0.0
900,000-949,999	14	2	600.0	28	15	86.7	900,000-949,999	3	0	N/A	23	7	228.6
950,000-999,999	17	15	13.3	48	45	6.7	950,000-999,999	1	4	-75.0	33	29	13.8
1,000,000-1,099,999	9	8	12.5	22	28	-21.4	1,000,000-1,099,999	4	0	N/A	14	19	-26.3
1,100,000-1,199,999	19	11	72.7	44	40	10.0	1,100,000-1,199,999	2	4	-50.0	29	25	16.0
1,200,000-1,299,999	17	16	6.3	57	49	16.3	1,200,000-1,299,999	3	3	0.0	39	33	18.2
1,300,000-1,399,999	9	7	28.6	30	35	-14.3	1,300,000-1,399,999	1	3	-66.7	19	21	-9.5
1,400,000-1,499,999	8	11	-27.3	29	25	16.0	1,400,000-1,499,999	0	0	0.0	20	12	66.7
1,500,000-1,599,999	9	13	-30.8	31	26	19.2	1,500,000-1,599,999	1	3	-66.7	17	19	-10.5
1,600,000-1,699,999	5	9	-44.4	22	25	-12.0	1,600,000-1,699,999	0	0	0.0	12	16	-25.0
1,700,000-1,799,999	5	6	-16.7	21	14	50.0	1,700,000-1,799,999	0	0	0.0	12	4	200.0
1,800,000-1,899,999	4	6	-33.3	11	16	-31.2	1,800,000-1,899,999	2	0	N/A	5	10	-50.0
1,900,000-1,999,999	5	1	400.0	17	8	112.5	1,900,000-1,999,999	2	1	100.0	14	6	133.3
2,000,000-2,249,999	4	4	0.0	18	8	125.0	2,000,000-2,249,999	1	0	N/A	9	5	80.0
2,250,000-2,499,999	10	9	11.1	31	23	34.8	2,250,000-2,499,999	2	2	0.0	17	21	-19.0
2,500,000-2,749,999	6	2	200.0	11	9	22.2	2,500,000-2,749,999	0	0	0.0	9	5	80.0
2,750,000-2,999,999	4	4	0.0	10	13	-23.1	2,750,000-2,999,999	1	0	N/A	5	7	-28.6
3,000,000-3,249,999	3	0	N/A	4	1	300.0	3,000,000-3,249,999	0	0	0.0	4	1	300.0
3,250,000-3,499,999	3	2	50.0	10	6	66.7	3,250,000-3,499,999	3	1	200.0	6	3	100.0
3,500,000-3,749,999	3	1	200.0	5	4	25.0	3,500,000-3,749,999	0	1	-100.0	3	3	0.0
3,750,000-3,999,999	1	1	0.0	4	3	33.3	3,750,000-3,999,999	1	0	N/A	1	3	-66.7
4,000,000-4,249,999	2	0	N/A	3	0	N/A	4,000,000-4,249,999	0	0	0.0	2	0	N/A
4,250,000-4,499,999	0	1	-100.0	0	3	-100.0	4,250,000-4,499,999	0	0	0.0	0	2	-100.0
4,500,000-4,749,999	1	0	N/A	2	0	N/A	4,500,000-4,749,999	1	0	N/A	2	0	N/A
4,750,000-4,999,999	1	4	-75.0	3	4	-25.0	4,750,000-4,999,999	0	0	0.0	1	2	-50.0
5,000,000+	9	10	-10.0	19	14	35.7	5,000,000+	0	0	0.0	10	5	100.0
Totals	548	506	8.3	1538	1490	3.2	Totals	109	79	38.0	1012	898	12.7

Information is deemed to be reliable, but is not guaranteed. © 2018 MLS and FBS. Prepared by Darla Frye-Guevremont on Thursday, December 06, 2018 12:54 PM.