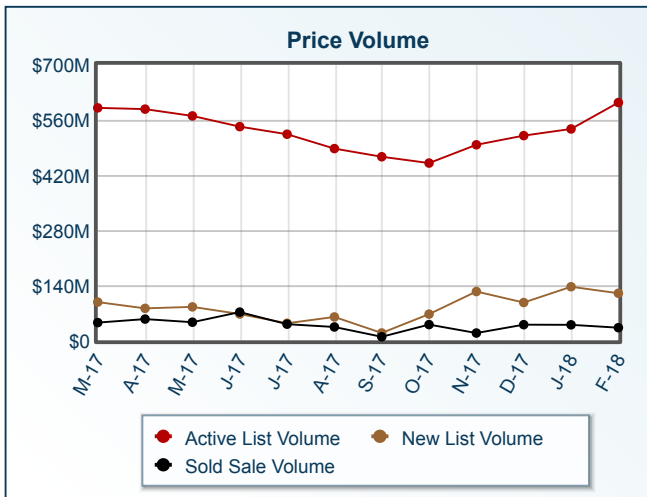
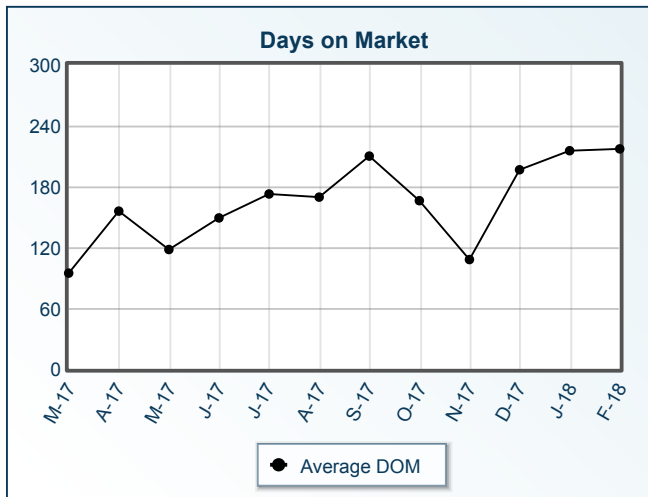
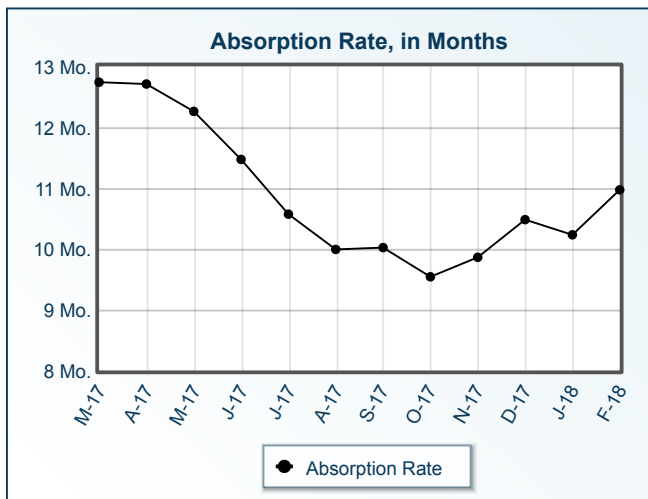
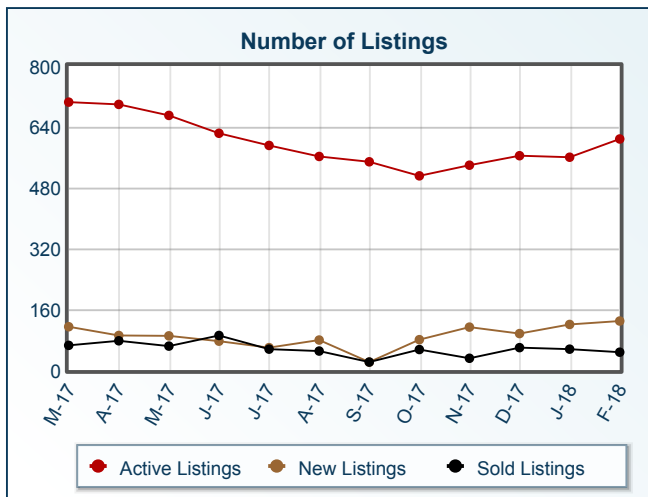


Market Summary

33040 Residential, February 2018



Summary Statistics						
	Feb-18	Feb-17	% Chg	2018 YTD	2017 YTD	% Chg
Absorption Rate	10.97	12.21	-10.16	10.6	11.66	-9.09
Average List Price	\$993,409	\$824,297	20.52	\$967,784	\$802,537	20.59
Median List Price	\$699,000	\$599,000	16.69	\$697,000	\$579,000	20.38
Average Sale Price	\$682,381	\$688,390	-0.87	\$700,240	\$802,688	-12.76
Median Sale Price	\$590,000	\$515,000	14.56	\$525,000	\$610,000	-13.93
Average DOM	217	122	77.87	216	136	58.82
Median DOM	138	57	142.11	78	64	21.88

	Sold Listings						Pending Listings						
	This Month			Year to Date			This Month			Year to Date			
	2018	2017	% Chg	2018	2017	% Chg	2018	2017	% Chg	2018	2017	% Chg	
0-99,999	4	1	300.0	8	2	300.0	0-99,999	2	0	N/A	5	3	66.7
100,000-149,999	0	0	0.0	1	0	N/A	100,000-149,999	0	0	0.0	1	1	0.0
150,000-199,999	2	0	N/A	3	0	N/A	150,000-199,999	0	1	-100.0	1	1	0.0
200,000-249,999	1	0	N/A	2	2	0.0	200,000-249,999	4	1	300.0	6	1	500.0
250,000-299,999	0	0	0.0	2	1	100.0	250,000-299,999	0	1	-100.0	1	3	-66.7
300,000-349,999	2	2	0.0	5	2	150.0	300,000-349,999	1	4	-75.0	3	4	-25.0
350,000-399,999	3	6	-50.0	7	7	0.0	350,000-399,999	3	5	-40.0	9	10	-10.0
400,000-449,999	3	4	-25.0	8	5	60.0	400,000-449,999	1	3	-66.7	4	6	-33.3
450,000-499,999	4	6	-33.3	8	9	-11.1	450,000-499,999	4	8	-50.0	8	13	-38.5
500,000-549,999	3	6	-50.0	9	11	-18.2	500,000-549,999	2	4	-50.0	4	8	-50.0
550,000-599,999	2	1	100.0	3	5	-40.0	550,000-599,999	3	4	-25.0	5	9	-44.4
600,000-649,999	6	3	100.0	7	7	0.0	600,000-649,999	3	4	-25.0	4	5	-20.0
650,000-699,999	1	1	0.0	4	6	-33.3	650,000-699,999	0	2	-100.0	1	4	-75.0
700,000-749,999	3	2	50.0	6	3	100.0	700,000-749,999	0	1	-100.0	0	4	-100.0
750,000-799,999	1	1	0.0	3	5	-40.0	750,000-799,999	4	6	-33.3	11	7	57.1
800,000-849,999	0	0	0.0	2	1	100.0	800,000-849,999	0	1	-100.0	0	1	-100.0
850,000-899,999	3	3	0.0	4	5	-20.0	850,000-899,999	1	1	0.0	3	5	-40.0
900,000-949,999	1	1	0.0	2	3	-33.3	900,000-949,999	0	1	-100.0	0	2	-100.0
950,000-999,999	1	2	-50.0	1	3	-66.7	950,000-999,999	2	0	N/A	3	0	N/A
1,000,000-1,099,999	1	1	0.0	2	3	-33.3	1,000,000-1,099,999	1	0	N/A	1	2	-50.0
1,100,000-1,199,999	0	1	-100.0	3	1	200.0	1,100,000-1,199,999	2	1	100.0	6	2	200.0
1,200,000-1,299,999	1	0	N/A	1	2	-50.0	1,200,000-1,299,999	3	2	50.0	5	5	0.0
1,300,000-1,399,999	2	0	N/A	2	1	100.0	1,300,000-1,399,999	1	1	0.0	1	1	0.0
1,400,000-1,499,999	0	0	0.0	1	0	N/A	1,400,000-1,499,999	1	2	-50.0	2	2	0.0
1,500,000-1,599,999	0	0	0.0	0	0	0.0	1,500,000-1,599,999	0	0	0.0	0	0	0.0
1,600,000-1,699,999	1	2	-50.0	2	3	-33.3	1,600,000-1,699,999	0	1	-100.0	2	1	100.0
1,700,000-1,799,999	0	0	0.0	2	0	N/A	1,700,000-1,799,999	1	1	0.0	2	2	0.0
1,800,000-1,899,999	0	0	0.0	1	0	N/A	1,800,000-1,899,999	0	0	0.0	0	0	0.0
1,900,000-1,999,999	0	0	0.0	0	0	0.0	1,900,000-1,999,999	0	0	0.0	0	0	0.0
2,000,000-2,249,999	0	0	0.0	0	0	0.0	2,000,000-2,249,999	1	0	N/A	2	0	N/A
2,250,000-2,499,999	1	0	N/A	1	0	N/A	2,250,000-2,499,999	3	0	N/A	3	0	N/A
2,500,000-2,749,999	0	0	0.0	0	0	0.0	2,500,000-2,749,999	0	1	-100.0	0	1	-100.0
2,750,000-2,999,999	0	0	0.0	0	1	-100.0	2,750,000-2,999,999	0	0	0.0	0	1	-100.0
3,000,000-3,249,999	1	0	N/A	1	0	N/A	3,000,000-3,249,999	0	0	0.0	0	0	0.0
3,250,000-3,499,999	0	1	-100.0	0	1	-100.0	3,250,000-3,499,999	1	0	N/A	1	0	N/A
3,500,000-3,749,999	0	0	0.0	0	0	0.0	3,500,000-3,749,999	0	0	0.0	1	0	N/A
3,750,000-3,999,999	0	0	0.0	0	0	0.0	3,750,000-3,999,999	0	0	0.0	0	0	0.0
4,000,000-4,249,999	0	0	0.0	0	0	0.0	4,000,000-4,249,999	0	0	0.0	0	0	0.0
4,250,000-4,499,999	0	0	0.0	0	0	0.0	4,250,000-4,499,999	0	1	-100.0	0	1	-100.0
4,500,000-4,749,999	0	0	0.0	0	1	-100.0	4,500,000-4,749,999	0	0	0.0	0	0	0.0
4,750,000-4,999,999	0	0	0.0	0	0	0.0	4,750,000-4,999,999	0	0	0.0	0	0	0.0
5,000,000+	0	0	0.0	1	1	0.0	5,000,000+	0	1	-100.0	1	1	0.0
Totals	47	44	6.8	102	91	12.1	Totals	44	58	-24.1	96	106	-9.4

Active Listings	This Month			Year to Date			New Listings	This Month			Year to Date		
	2018	2017	% Chg	2018	2017	% Chg		2018	2017	% Chg	2018	2017	% Chg
	0-99,999	132	184	-28.3	153	216		-29.2	0-99,999	13	6	116.7	20
100,000-149,999	1	1	0.0	2	3	-33.3	100,000-149,999	0	2	-100.0	0	3	-100.0
150,000-199,999	4	1	300.0	5	4	25.0	150,000-199,999	0	1	-100.0	2	1	100.0
200,000-249,999	5	15	-66.7	12	16	-25.0	200,000-249,999	1	2	-50.0	3	8	-62.5
250,000-299,999	10	10	0.0	15	13	15.4	250,000-299,999	4	2	100.0	10	5	100.0
300,000-349,999	12	14	-14.3	17	18	-5.6	300,000-349,999	3	4	-25.0	4	10	-60.0
350,000-399,999	16	34	-52.9	30	49	-38.8	350,000-399,999	9	12	-25.0	14	25	-44.0
400,000-449,999	15	14	7.1	21	22	-4.5	400,000-449,999	2	6	-66.7	6	13	-53.8
450,000-499,999	20	33	-39.4	28	48	-41.7	450,000-499,999	5	13	-61.5	14	25	-44.0
500,000-549,999	22	27	-18.5	27	36	-25.0	500,000-549,999	6	8	-25.0	12	15	-20.0
550,000-599,999	24	19	26.3	33	30	10.0	550,000-599,999	8	6	33.3	12	14	-14.3
600,000-649,999	23	19	21.1	27	28	-3.6	600,000-649,999	5	6	-16.7	9	14	-35.7
650,000-699,999	26	32	-18.7	34	40	-15.0	650,000-699,999	13	7	85.7	19	14	35.7
700,000-749,999	16	17	-5.9	18	27	-33.3	700,000-749,999	3	4	-25.0	9	6	50.0
750,000-799,999	31	22	40.9	42	30	40.0	750,000-799,999	5	4	25.0	11	9	22.2
800,000-849,999	15	18	-16.7	16	21	-23.8	800,000-849,999	3	3	0.0	4	8	-50.0
850,000-899,999	25	27	-7.4	32	35	-8.6	850,000-899,999	5	5	0.0	9	18	-50.0
900,000-949,999	9	7	28.6	9	9	0.0	900,000-949,999	2	0	N/A	4	1	300.0
950,000-999,999	21	19	10.5	30	20	50.0	950,000-999,999	6	1	500.0	13	4	225.0
1,000,000-1,099,999	10	14	-28.6	14	17	-17.6	1,000,000-1,099,999	4	3	33.3	7	8	-12.5
1,100,000-1,199,999	12	20	-40.0	19	25	-24.0	1,100,000-1,199,999	2	5	-60.0	6	11	-45.5
1,200,000-1,299,999	21	23	-8.7	30	31	-3.2	1,200,000-1,299,999	3	6	-50.0	8	14	-42.9
1,300,000-1,399,999	12	13	-7.7	14	17	-17.6	1,300,000-1,399,999	2	2	0.0	4	3	33.3
1,400,000-1,499,999	11	15	-26.7	15	18	-16.7	1,400,000-1,499,999	5	3	66.7	7	6	16.7
1,500,000-1,599,999	14	13	7.7	18	15	20.0	1,500,000-1,599,999	3	3	0.0	6	7	-14.3
1,600,000-1,699,999	9	12	-25.0	14	14	0.0	1,600,000-1,699,999	2	2	0.0	4	5	-20.0
1,700,000-1,799,999	16	10	60.0	18	12	50.0	1,700,000-1,799,999	2	0	N/A	4	2	100.0
1,800,000-1,899,999	10	11	-9.1	10	11	-9.1	1,800,000-1,899,999	2	1	100.0	4	5	-20.0
1,900,000-1,999,999	8	3	166.7	8	3	166.7	1,900,000-1,999,999	2	0	N/A	5	1	400.0
2,000,000-2,249,999	11	5	120.0	14	7	100.0	2,000,000-2,249,999	2	2	0.0	3	4	-25.0
2,250,000-2,499,999	12	7	71.4	17	9	88.9	2,250,000-2,499,999	2	1	100.0	5	7	-28.6
2,500,000-2,749,999	4	7	-42.9	5	7	-28.6	2,500,000-2,749,999	1	1	0.0	2	3	-33.3
2,750,000-2,999,999	6	6	0.0	7	9	-22.2	2,750,000-2,999,999	1	2	-50.0	1	3	-66.7
3,000,000-3,249,999	0	1	-100.0	0	1	-100.0	3,000,000-3,249,999	0	0	0.0	0	1	-100.0
3,250,000-3,499,999	1	3	-66.7	3	3	0.0	3,250,000-3,499,999	0	0	0.0	0	0	0.0
3,500,000-3,749,999	3	1	200.0	5	2	150.0	3,500,000-3,749,999	1	1	0.0	2	1	100.0
3,750,000-3,999,999	3	1	200.0	3	1	200.0	3,750,000-3,999,999	0	0	0.0	0	1	-100.0
4,000,000-4,249,999	0	0	0.0	0	0	0.0	4,000,000-4,249,999	0	0	0.0	0	0	0.0
4,250,000-4,499,999	0	3	-100.0	0	3	-100.0	4,250,000-4,499,999	0	1	-100.0	0	2	-100.0
4,500,000-4,749,999	0	0	0.0	0	0	0.0	4,500,000-4,749,999	0	0	0.0	0	0	0.0
4,750,000-4,999,999	3	2	50.0	3	2	50.0	4,750,000-4,999,999	0	0	0.0	0	0	0.0
5,000,000+	14	8	75.0	15	9	66.7	5,000,000+	2	0	N/A	6	0	N/A
Totals	607	691	-12.2	783	881	-11.1	Totals	129	125	3.2	249	289	-13.8

Information is deemed to be reliable, but is not guaranteed. © 2018 MLS and FBS. Prepared by Darla Frye-Guevremont on Thursday, March 08, 2018 12:57 PM.