

FINAL

CITY PLAN TO PREVENT AND COMBAT HOMELESSNESS CITY OF SAN DIMAS

1. City and Plan Information

Name of City	Period of Time Covered by Plan	Date of Plan Adoption
San Dimas	July 1, 2018 - June 30, 2021	June 12, 2018

2. Why is the City working to develop and implement a homelessness plan?

The number of people experiencing homelessness in the City of San Dimas remained approximately the same from 2016 to 2017, according to the annual Los Angeles Homeless Services Authority (LAHSA) Homeless Count.¹ In both years, the unsheltered count, which includes those people living on the streets, in cars, or other places not meant for human habitation, was eight people. Also according to this data, half of those who were unsheltered lived in the street, and the other half lived in a vehicle. These survey numbers vary only slightly from an estimate given by local law enforcement,² which puts the number unsheltered individuals residing in the city at approximately 15 for both years.³ By comparison, the homeless population in Service Planning Area (SPA) 3, which includes San Dimas, increased by 36% during the same period.⁴

In 2017, San Dimas accounted for approximately 0.22% to 0.42% of SPA 3's homeless population, while similarly-sized cities in the East San Gabriel Valley averaged 2.4%, indicating a lower-than-average homeless population. Also importantly, San Dimas' percentage of the total regional population was 1.8%, indicating a lower-than-average rate of homelessness per capita.⁵

While San Dimas has a smaller population than some of its neighbors and the region as a whole, it is important to keep in mind regional demographics. The following provides a snapshot of who was experiencing homelessness in SPA 3 in 2017,⁶ as well as countywide poverty indicators from the 2016 US Census, the most recent data available.

- 67% (2,373) were unsheltered and living outside while 33% (1,179) were in some form of temporary shelter accommodations
- 76% were single adults, 18% were families, and 6% were youth and young adults
- 28% were female, 72% were male, 0.4% were transgender, and 0.2% did not identify with a gender

¹ Los Angeles Homeless Services Authority – Homeless Count – Count by City/Community

² Notes from February 28, 2018 Input Session

³ It is also important to note that the sheltered homeless population in San Dimas decreased from 26 people in 2016 to zero in 2017, likely due to a reporting error at one shelter facility. As of this 4/14/18 this has not been confirmed.

⁴ Los Angeles Homeless Services Authority – Homeless Count 2017 SPA 3 Fact Sheet

⁵ Los Angeles Homeless Services Authority – Homeless Count 2017 SPA 3 Fact Sheet; Los Angeles County Department of Public Health. “Key Indicators of Health.” 2017.

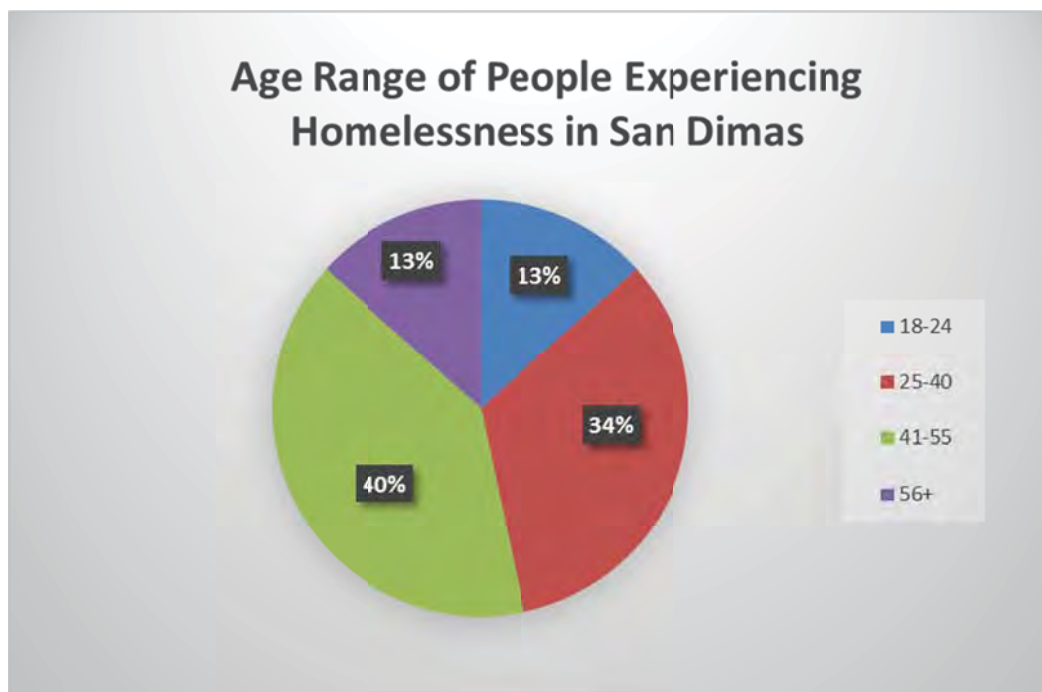
⁶ Los Angeles Homeless Services Authority – Homeless Count 2017 SPA 3 Fact Sheet

- 50% were Hispanic/Latino, 24% were white, 18% were African American, 5% were American Indian, 2% were Asian, and 1% identified as other
- 5% were age 62 and up, 17% between the ages of 55-61, 60% between the ages of 25-54, 7% between the ages of 18-24, and 11% were under the age of 18
- 6% were Veterans
- 30% were considered chronically homeless, meaning that they have lengthy or repeated histories of homelessness along with a long-term disability such as mental illness, substance use disorder, or a physical health problem
- 28% had a mental illness, 17% had a substance use disorder, and 2% had HIV/AIDS
- 27% have experienced domestic/intimate partner violence in their lifetime

The City also conducted a demographic analysis of individuals experiencing homelessness in San Dimas in order to learn more about their needs and to identify potential solutions.⁷ This study analyzed self-reported responses collected during one-on-one interviews, as well as data from the regional Coordinated Entry System (CES),⁸ which relies on responses to the Vulnerability Index-Service Prioritization Decision Assistance Tool (VI-SPDAT)⁹ survey and other indicators of a person's overall health and wellbeing.

The analysis concluded that among individuals experiencing homelessness in San Dimas, approximately:

- 40% were 41-55 years old, 33% were 25-40 years old, 13% were 18-24, and 13% were more than 56 years old:

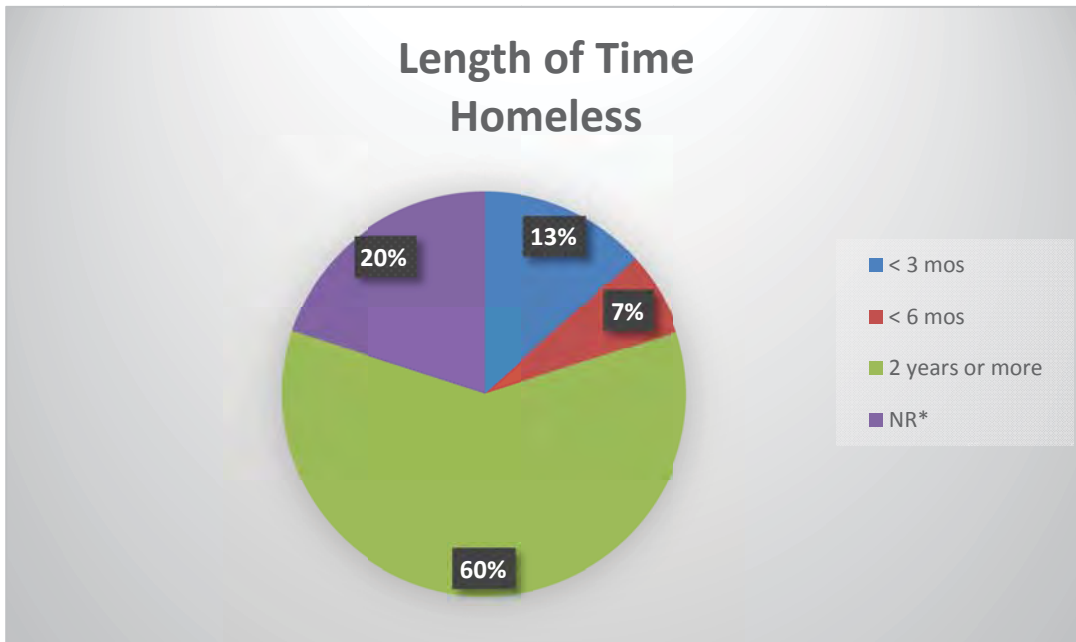


⁷ See Appendix C for additional data.

⁸ Los Angeles Homeless Services Authority. SPA 3 CES Assessment Data Set. July 2016-November 2017.

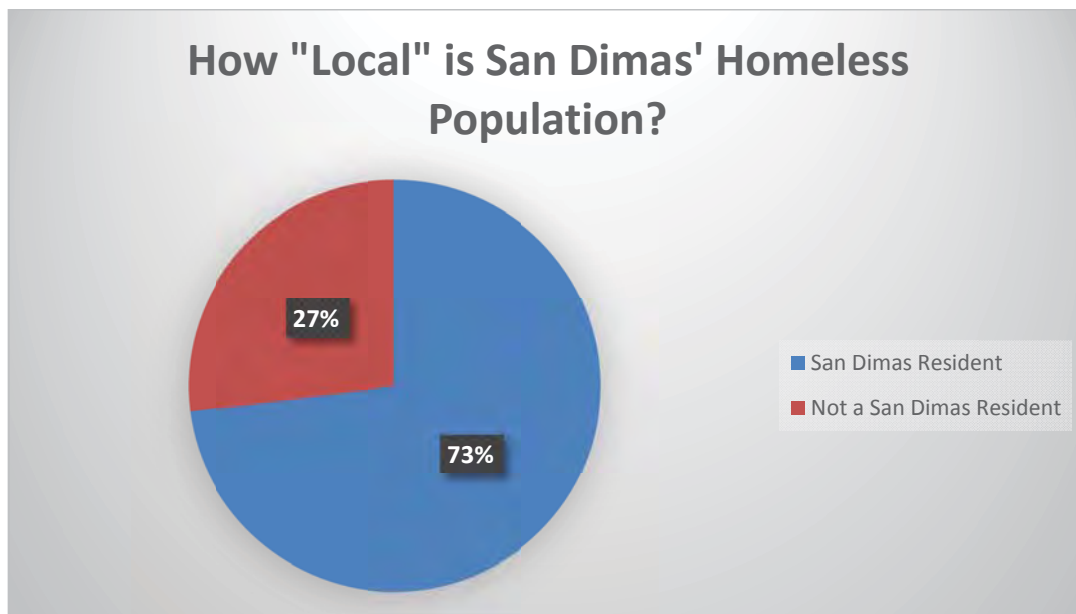
⁹ The VI-SPDAT helps identify the co-occurring social and medical factors that generally contribute to homelessness and assists in prioritizing individuals for limited housing and services resources. It does this by producing an acuity score, which serves as a reference for administrators in charge of local resources.

- 60% of individuals experiencing homelessness had been homeless for at least two years:



•

- 73% of individuals experiencing homelessness self-identified as a San Dimas resident, or were identified as such by LASD personnel:



In addition:

- 87% identified as male and 13% identified as female
- 53% identified as white, 33% identified as black, and 13% identified as Hispanic
- 13% said they were a Veteran
- 60% of individuals surveyed have an alcohol and other drug (AOD) issue, according to those surveyed or LASD personnel.
- 40% of individuals surveyed said that they have a mental health issue.

Only 20% of individuals surveyed said that they have a physical disability that would impact their ability to live independently. Lastly, this study looked at CES data¹⁰ in order to determine the most appropriate housing intervention for San Dimas residents experiencing homelessness. In LA County, it is suggested that people experiencing homelessness who fall into the low-acuity scoring range of the VI-SPDAT survey (0-3) should be able to find housing on their own, or self-resolve; those in the mid-acuity scoring range (4-11) typically require time-limited housing assistance and case management and are best served by Rapid Re-housing programs; and high-acuity individuals (12+) generally need supportive housing and more in-depth, ongoing supportive services, including case management, psychiatric care, and medical treatment.¹¹

- In San Dimas, 65% of those experiencing homelessness scored in the moderate acuity range, 8% scored in the high acuity range, and 27% scored in the low acuity range.

Given the nature of homelessness locally, as well as trends that demonstrate the issue growing at the regional level, the City has created this Plan to align City efforts with resources available through the Los Angeles County Homeless Initiative and Measure H.

Specifically, the City intends for this Plan to:

1. Identify ways to increase access to Measure H-funded strategies, and other County Homeless Initiative strategies, and work with the SPA 3 coordinated entry system lead;
2. Create an assessment of the demographics and characteristics of individuals experiencing homelessness in the City, in order to direct them to services that best meet their needs;
3. Coordinate resources and benefits that are or will be available locally and regionally for the homeless population.

3. Describe your City's planning process

The City's plan is an extension of its previous and current efforts to make housing available to vulnerable residents, including low-income residents and seniors. The City's Community Development Department does much of this work, and brings experience to the issue of homelessness.

¹⁰ Los Angeles Homeless Services Authority. Coordinated Entry System Data Set. March 2018.

¹¹ Los Angeles Homeless Services Authority. Draft CES Prioritization Policies. Available: <https://www.lahsa.org/documents?id=1896-draft-ces-prioritization-policies>.

Key activities of the plan process included input sessions targeted to different stakeholders, primarily the Los Angeles County Sheriff Department’s Community Action Team and leadership, members of the faith-based, business, and homeless service provider communities, and City leadership.

As a part of each stakeholder input session, groups were asked to provide feedback on the challenges of homelessness within the City as well as to provide input into possible strategies, many of which make up the approved goals and strategies for the City within the plan. For summaries of challenges as well as strategies from each input session see Appendices A and B.

4. What are the goals of the City’s plan and related actions? Review the example below, then respond to the prompts for your own City goals. Add sections for additional goals if needed.

Goal 1: Better Understand the Needs of San Dimas’ Homeless Population (Homeless Initiative Strategy Link(s): A1, A5, B3)				
Action 1a: Provide ongoing education to City staff, local businesses, faith-based organizations, and the general public on homelessness and local efforts to address it, in particular around Prevention and Rapid Re-Housing (<i>A1: Homeless Prevention Program for Families, A5: Homeless Prevention Program for Individuals, B3: Expand Rapid Re-Housing</i>)				
Action 1b: Examine the connection between people experiencing homelessness and their families, and challenges for reunification				
Action 1c: Encourage City staff and residents to participate in the Los Angeles Homeless Services Authority’s (LAHSA) annual homeless count				
Action 1d: Organize a technical advisory committee, including representatives from the LASD, faith-based organizations, homeless services providers, and City staff, to meet quarterly and review the status of the Plan’s implementation. The committee should be prepared to report on qualitative data, e.g. description of police encounters with individuals experiencing homelessness and referrals made, as well as any available quantitative data.				
Associated Policy Changes	Goal Measurement	Goal Ownership	Leveraged City Resources	Timeline
1a, 1b, 1c: No associated policy changes 1d: City Council or Community Development Department authorize committee	1a: Summary report 1b: Summary report 1c: Confirm there is adequate participation to conduct reliable count 1d: Agenda/minutes from first meeting; ongoing summary reports to City Council or Community Development Department	Community Development Department	City staff time and meeting space	1a: 6 months, ongoing 1b: 6 months 1c: Prior to 2019 Homeless Count 1d: 3 months, ongoing

Goal 2: Ensure All People Experiencing Homelessness in San Dimas Are Entered Into Regional Coordinated Entry System (CES) (Homeless Initiative Strategy Link(s): E6, E7)				
Action 2a: Increase coordination among City departments as well as regional outreach partners and CES and ensure City staff are educated and trained in using the County Web-Based Communication Platform for outreach requests (<i>E6: Countywide Outreach System, E7: Strengthen the Coordinated Entry System</i>)				
Action 2b: Identify City representative to participate in regional case conferencing meetings organized by SPA 3 CES lead (<i>E7: Strengthen the Coordinated Entry System</i>)				
Associated Policy Changes	Goal Measurement	Goal Ownership	Leveraged City Resources	Timeline
No associated policy changes	2a: All individuals experiencing homelessness in San Dimas should be entered into CES 2b: Report from identified individual on results of attending case conferencing meetings	Community Development Department	Staff time	2a: 6 months 2b: 3 months

Goal 3: Expand and Improve Immediate Housing Solutions (Homeless Initiative Strategy Link(s): B3, B7)				
Action 3a: Explore opportunities to fund bridge housing or emergency shelter in conjunction with current hotel/motel voucher program operated by service partners (<i>B7: Interim/Bridge Housing for Those Exiting Institutions</i>)				
Action 3b: Work with partnering cities and churches to improve rotational shelter operations and ensure that it leads to housing through CES				
Action 3c: Engage local landlords and faith-based organizations to identify potential rental units <ul style="list-style-type: none"> Consider partnering with neighboring cities to expand landlord recruitment effort 				
Action 3d: Ensure local homeless services providers and City staff understand LA County Rapid Re-housing program and how people experiencing homelessness can access it via referral to CES (<i>B3: Expand Rapid Re-Housing</i>)				
Associated Policy Changes	Goal Measurement	Goal Ownership	Leveraged City Resources	Timeline
No associated policy changes	3a-3d: Summary report	Community Development Department	Staff time	3a: 6 months 3b: 6 months 3c: 6 months 3d: 6 months

Goal 4: Expand Opportunities for Employment and Workforce Development (Homeless Initiative Strategy Link(s): C2, C4)				
<p>Action 4a: Explore partnering with local businesses, faith-based organizations, and local Social Enterprise Organizations to increase employment opportunities for homeless and low-income residents (<i>C2: Increase Employment for Homeless Individuals by Social Enterprise</i>)</p> <ul style="list-style-type: none"> Consider partnering with neighboring cities to approach local businesses and chambers of commerce 				
<p>Action 4b: Ensure community partners are educated on County programs that provide SSI/SSDI/Veterans benefits advocacy and understand the referral process (<i>C4: Countywide Supplemental Security/Social Security Disability Income and Veterans Benefits Advocacy</i>)</p>				
Associated Policy Changes	Goal Measurement	Goal Ownership	Leveraged City Resources	Timeline
No associated policy changes	3a: Research other City employment models and make recommendation to City Council 3b: Distribute information on programs to community partners	Community Development Department	4a: Explore potential funding sources for incentive payments to businesses 4b: Staff time	4a: 1 year 4b: 6 months

Goal 5: Explore Options for Preservation of Existing Affordable Housing (Homeless Initiative Strategy Link(s): None)				
<p>Action 3a: Continue to engage with County CEO Office and Community Development Commission to identify funds for rehabilitation and preservation of existing affordable housing stock, in particular:</p> <ul style="list-style-type: none"> Maintain/expand rental assistance program at Charter Oaks Develop plan for preserving 34 affordable housing units at Sunnyside Apartments Monte Vista Place – explore strategies to make these rental units more affordable Explore conversion of recently purchased 123 Monte Vista Avenue property to affordable rental housing Monitor Avalon compliance with existing affordability covenants 				
Associated Policy Changes	Goal Measurement	Goal Ownership	Leveraged City Resources	Timeline
No associated policy changes	<ul style="list-style-type: none"> Delivery of plan to City Council Summary report to City Council 	Community Development Department	Potential funding for expanded rental assistance program	5a: 2 years

5. Identify City employees or other staff who will lead implementation of the plan.

Table 1: Primary Contact for Plan Implementation

Name & Position	Address & Email	Phone	% of Time
Ann Garcia, Administrative Analyst, Community Development Department	245 E Bonita Ave, San Dimas, CA 91773 agarcia@ci.san-dimas.ca.us	(909) 394-6282	TBD

6. Describe the City’s participation or plans to participate in any new or ongoing collaborative efforts, within the City and/or with other cities and/or in the Service Planning Area.

The City and its partners are currently participating in the following activities:

- Engagement with Los Angeles County, Los Angeles Homelessness Services Authority, Community Development Commission of the County of Los Angeles, and the San Gabriel Valley Council of Governments on housing and homelessness issues
- The San Dimas Senior Center provides programs to help break social isolation and build social inclusion in addition to services that can support the needs of senior residents, including individuals experiencing homelessness
- The Holy Name of Mary Catholic Church, in conjunction with the St. Vincent de Paul Society, provides a number of services, including:
 - Hotel/motel vouchers for single mothers with one or more child (approximately 60 per month)
 - A food pantry, free clothing, gift cards to local stores and restaurants, and bus passes
- The East San Gabriel Valley Coalition for the Homeless operates a rotational winter shelter two weeks out of the year in San Dimas, at the Holy Name of Mary Church
- The LA County Sheriff’s Department - Community Action Team engages with people experiencing homelessness and has the ability to dedicate multiple officers for special projects
- San Dimas has undertaken a demographic study of homelessness as part of this plan so that it can better understand the needs of this population (see Appendix C)
- San Dimas partners with the Los Angeles County Sheriff’s Department to respond to calls for service, during which officers engage homeless individuals and make referrals as appropriate
- Case Management services are available once a month for patrons of the San Dimas Senior Center, including Urgent Care management, education, nutrition through congregate dining or home-delivered meals, transportation assistance, telephone reassurance, and linkages to other services

7. Review specific County Homeless Initiative Strategies from the table below and consider how the City could collaborate and align planning efforts to achieve mutual goals.

Table 2: City Planning Activities tied to County Homeless Initiative Strategies

	Plan to participate	Currently participating	County Homeless Initiative Strategies
A – Prevent Homelessness	<input checked="" type="checkbox"/>	<input type="checkbox"/>	A1. Homeless Prevention for families
	<input checked="" type="checkbox"/>	<input checked="" type="checkbox"/>	A5. Homeless Prevention for Individuals
B – Subsidize Housing	<input checked="" type="checkbox"/>	<input type="checkbox"/>	B3. Partner with Cities to Expand Rapid Rehousing
	<input type="checkbox"/>	<input type="checkbox"/>	B4. Facilitate Utilization of Federal Housing Subsidies
	<input type="checkbox"/>	<input type="checkbox"/>	B6. Family Reunification Housing Subsidies
	<input checked="" type="checkbox"/>	<input type="checkbox"/>	B7. Interim/Bridge Housing for those Exiting Institutions
	<input type="checkbox"/>	<input type="checkbox"/>	B8. Housing Choice Vouchers for Permanent Supportive Housing
C – Increase Income	<input type="checkbox"/>	<input type="checkbox"/>	C1. Enhance the CalWORKs Subsidized Employment Program for Homeless Families
	<input checked="" type="checkbox"/>	<input type="checkbox"/>	C2. Increase Employment for Homeless Adults by Supporting Social Enterprise
	<input checked="" type="checkbox"/>	<input type="checkbox"/>	C4/5/6. Countywide Supplemental Security/Social Security Disability Income and Veterans Benefits Advocacy
	<input type="checkbox"/>	<input type="checkbox"/>	C7. Subsidize Employment for Homeless Adults
	Plan to participate	Currently participating	County Homeless Initiative Strategies
D – Provide Case Management & Services	<input type="checkbox"/>	<input type="checkbox"/>	D2. Jail In-Reach
	<input type="checkbox"/>	<input type="checkbox"/>	D5. Support for Homeless Case Managers
	<input type="checkbox"/>	<input type="checkbox"/>	D6. Criminal Record Clearing Project
	<input type="checkbox"/>	<input type="checkbox"/>	D7. Provide Services for Permanent Supportive Housing
E – Create a Coordinated System	<input type="checkbox"/>	<input type="checkbox"/>	E4. First Responders Training
	<input type="checkbox"/>	<input type="checkbox"/>	E5. Decriminalization Policy
	<input checked="" type="checkbox"/>	<input type="checkbox"/>	E6. Expand Countywide Outreach System
	<input checked="" type="checkbox"/>	<input type="checkbox"/>	E7. Strengthen the Coordinated Entry System (CES)
	<input type="checkbox"/>	<input type="checkbox"/>	E8. Enhance the Emergency Shelter System
	<input type="checkbox"/>	<input type="checkbox"/>	E10. Regional Coordination of Los Angeles County Housing Agencies
	<input type="checkbox"/>	<input type="checkbox"/>	E14. Enhance Services for Transition Age Youth

F – Increase Affordable/ Homeless Housing	<input type="checkbox"/>	<input type="checkbox"/>	F1. Promote Regional SB2 Compliance and Implementation
	<input type="checkbox"/>	<input type="checkbox"/>	F2. Linkage Fee Nexus Study
	<input type="checkbox"/>	<input type="checkbox"/>	F4. Development of Second Dwelling Units Program
	<input type="checkbox"/>	<input type="checkbox"/>	F5. Incentive Zoning/Value Capture Strategies
	<input type="checkbox"/>	<input type="checkbox"/>	F6. Using Public Land for Homeless Housing
	<input type="checkbox"/>	<input type="checkbox"/>	F7. Preserve and Promote the Development of Affordable Housing for Homeless Families and Individuals
	<input type="checkbox"/>	<input type="checkbox"/>	F7. Housing Innovation Fund (One-time)