



# TGPS-1080-M12-BP2 Series

**EN50155 8-port unmanaged Gigabit PoE Ethernet switch with 8x10/100/1000Base-T(X) P.S.E., M12 connector and 2xbypass included**

## Features

- Leading EN50155-compliant Ethernet switch for rolling stock application
- Provide 8x10/100/1000Base-T(X) PoE (P.S.E.) ports
- Supports IEEE 802.3at compliant PoE with maximum 30Watts per port
- Support dual power inputs for power redundancy
- Built-in 2 sets of bypass ports
- Support auto-negotiation and auto-MDI/MDI-X
- Support store and forward transmission
- Support flow control
- M12 connectors to guarantee reliable operation against environmental disturbances
- Rigid IP-40 housing design
- Wall mounting enabled

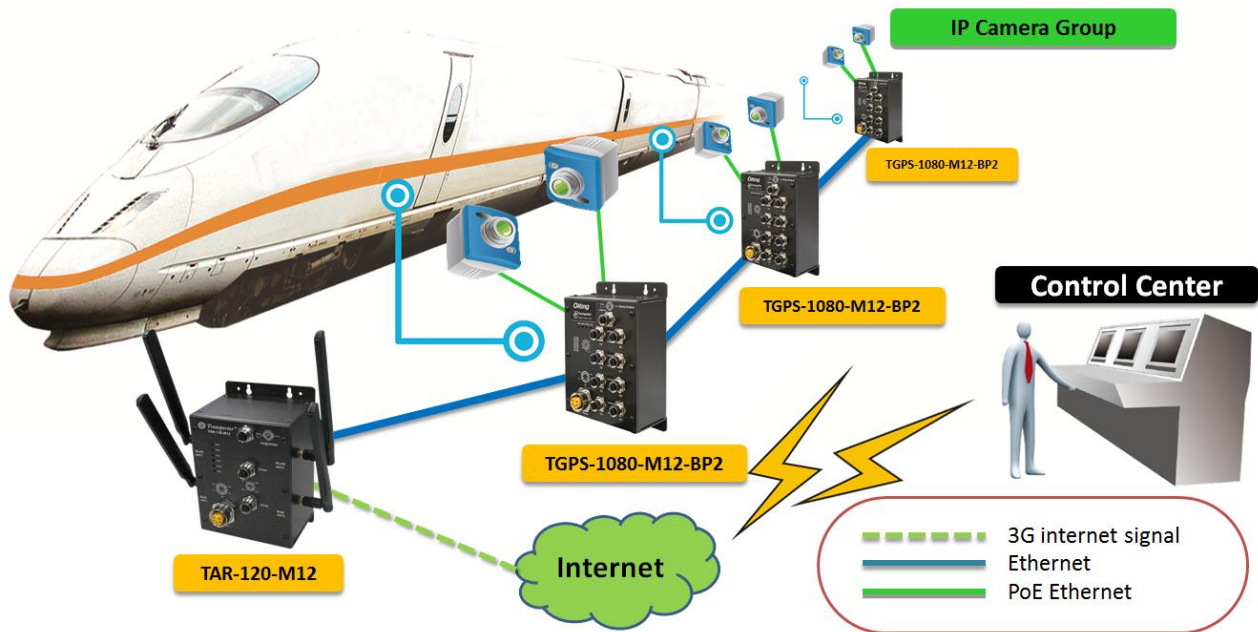


## Introduction

ORing's Transporter™ series un-managed Ethernet switches are designed for industrial applications, such as rolling stock, vehicle, and railway applications. The TGPS-1080-M12-BP2 is an un-managed PoE Ethernet switch with 8x10/100/1000Base-T(X) P.S.E. (4 of these ports also double as 2 sets of bypass ports), which is specifically designed for the toughest and fully compliant with EN50155 requirement. TGPS-1080-M12-BP2 also supports Power over Ethernet, a system to transmit electrical power, along with data, to remote devices over standard twisted-pair cable in an Ethernet network. Each TGPS-1080-M12-BP2 switch has 8X10/100/1000Base-T(X) P.S.E. (Power Sourcing Equipment) ports. P.S.E. is a device (switch or hub for instance) that will provide power in a PoE setup. TGPS-1080-M12-BP2 EN50155 Ethernet switch use M12 connectors to ensure tight, robust connections, and guarantee reliable operation against environmental disturbances, such as vibration and shock. TGPS-1080-M12-BP2 includes 2 sets of bypass ports that protect the network from failures and Network maintenance by ensuring network integrity during power loss. The wide operating temperature range from -40 °C to 70 °C can satisfy most of operating environment. Therefore, the switch is one of the most reliable choices for rolling stock and highly-managed PoE Ethernet application.

## Practical Operation

TGPS-1080-M12-BP2 can be used in connecting several PoE P.D. Ethernet devices like IP-Camera or other Ethernet devices. In addition, there are two different power inputs at terminal block to avoid interruption caused by power down. When the primary DC power input fails, the backup power input will take over immediately to guarantee a non-stop operation.



Connections of Ethernet devices

## Pin Definition

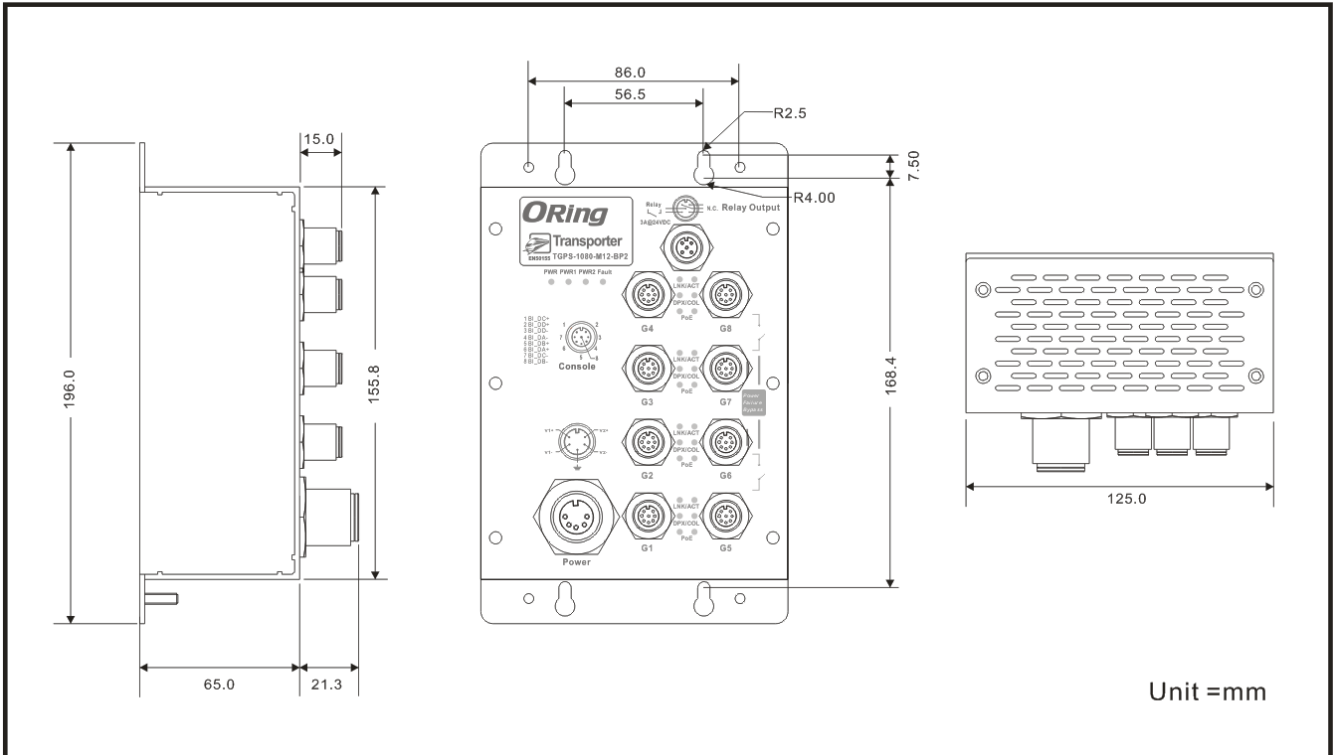


- 10/100/1000Base-T(X) P.S.E. M12 port

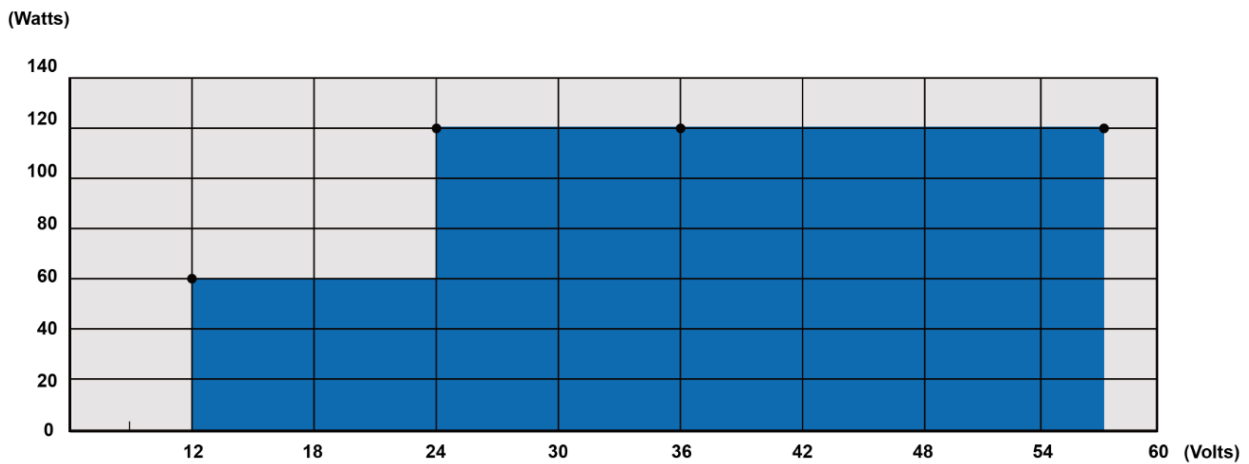
M12 Pin Definition	
Pin No.	Description
#1	BI_DC+
#2	BI_DD+

#3	BI_DD-
#4	BI_DA- / PoE Vout+
#5	BI_DB+ / PoE Vout-
#6	BI_DA+ / PoE Vout+
#7	BI_DC-
#8	BI_DB- / PoE Vout-

## Dimension



## PoE Power Distribution



TGPS-1080-M12-BP2-24V model PoE Power Distribution

## Specifications

ORing Switch Model	TGPS-1080-M12-BP2	TGPS-1080-M12-BP2-24V
<b>Physical Ports</b>		
10/100/1000Base-T(X) Ports in M12 With P.S.E.	<b>8 x M12 connector (8-pin A-coding, bypass function included by last 4 ports)</b>	
<b>Technology</b>		
Ethernet Standards	IEEE 802.3 for 10Base-T IEEE 802.3u for 100Base-TX IEEE 802.3ab for 1000Base-T IEEE 802.3x for Flow control IEEE 802.3at compliant PoE specification (Maximum 30Watts per port)	
MAC Table	8K MAC addresses	
Processing	Store-and-Forward	
<b>LED indicators</b>		
Power indicator	Green : Power LED x 3	
Fault indicator	Amber : Indicate PWR1 or PWR2 failure	
10/100/1000Base-T(X) M12 port indicator and PoE indicator	Top for port Link/Act indicator. Green for 1Gbps link, Amber for 10/100 Mbps link Middle Amber for Duplex / Collision indicator Bottom blue for PoE Injected indicator	
<b>Fault contact</b>		
Relay	Relay output to carry capacity of 3A at 24VDC on M12 connector (5-pin A-coding)	
<b>Power</b>		
Redundant Input power	Dual DC inputs. 50~57VDC on 5-pin M23 connector	Dual DC inputs. 24VDC (12 ~ 57VDC) on 5-pin M23 connector
Power consumption (Typ.)	6 Watts (power consumption of P.S.E. is not included)	11 Watts (power consumption of P.S.E. is not included)
PoE Output Power	240 Watts	60 Watts (12~24VDC) / 120 Watts (24~57VDC)
Overload current protection	Present	
Reverse polarity protection	NOT Present	
<b>Physical Characteristic</b>		
Enclosure	IP-40	
Dimension (W x D x H)	125 (W) x 65 (D) x196 (H) mm	
Weight (g)	952 g	1010 g
<b>Environmental</b>		
Storage Temperature	-40 to 85°C (-40 to 185°F)	
Operating Temperature	-40 to 70°C (-40 to 158°F)	
Operating Humidity	5% to 95% Non-condensing	
<b>Regulatory approvals</b>		
EMI	FCC Part 15, CISPR (EN55022) class A, EN50155 (EN50121-3-2, EN55011, EN50121-4)	
EMS	EN61000-4-2 (ESD), EN61000-4-3 (RS), EN61000-4-4 (EFT), EN61000-4-5 (Surge), EN61000-4-6 (CS), EN61000-4-8, EN61000-4-11	
Shock	IEC60068-2-27	
Free Fall	IEC60068-2-32	
Vibration	IEC60068-2-6	
<b>Warranty</b>	5 years	

## Ordering Information

TGPS-1**AAB**-M12-BP2

Code Definition	10/100/1000Base-T(X) P.S.E. Port Number	Additional Port Number
Option	- 08: 8 ports	- 0: 0 port

Available Model	Model Name	Description
	TGPS-1080-M12-BP2	EN50155 8-port unmanaged Gigabit PoE Ethernet switch with 8x10/100/1000Base-T(X) P.S.E., M12 connector and 2xbypass included
	TGPS-1080-M12-BP2-24V	EN50155 8-port unmanaged Gigabit PoE Ethernet switch with 8x10/100/1000Base-T(X) P.S.E., M12 connector and 2xbypass included, 24VDC power inputs

## Packing List

- TGPS-1080-M12-BP2 x 1
- Quick Installation Guide x 1

## Optional Accessories

- M12C : M12 cable accessories