

# ASSEMBLY INSTRUCTION

BH-7059B

## MADISON 59" BACKLESS BENCH

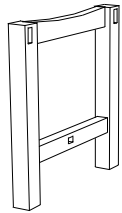


fig 1.

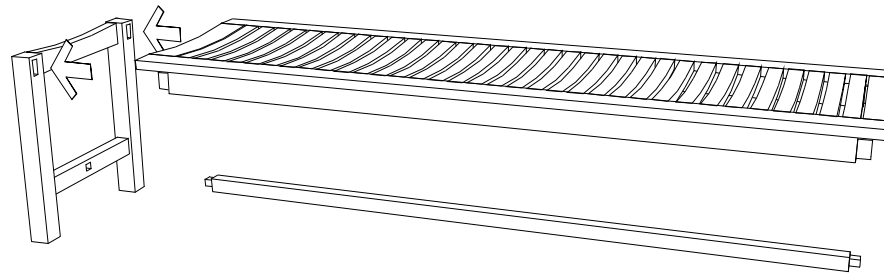


fig 2.

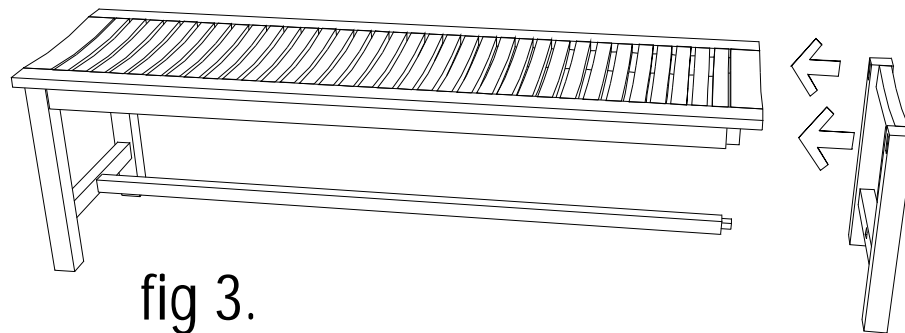


fig 3.

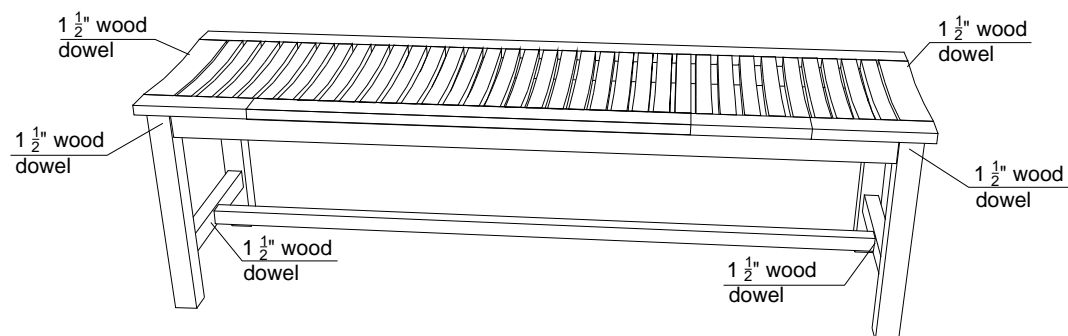


fig 4.

Parts : 2 pcs legs, 1 pc seat,  
1 pcs leg's support

Hardware packs

- wood dowels for front & back of legs  
and leg's support

Tools requirment :

- hammer ( not supplied )

Assembling

1. Prepare a leg. ( Fig. 1 )
2. Put some glue into the leg's mortise
3. Insert the seat and leg's support to the leg. ( Fig. 2 )
4. Insert the other leg. ( Fig. 3 )
5. Put some glue around the wood dowels and insert it into the front legs and back side of the back support.
6. Clean the glue rest using a damp cloth.