

ASSEMBLY INSTRUCTION

BH-005B

MASON 3-SEATER BACKLESS BENCH

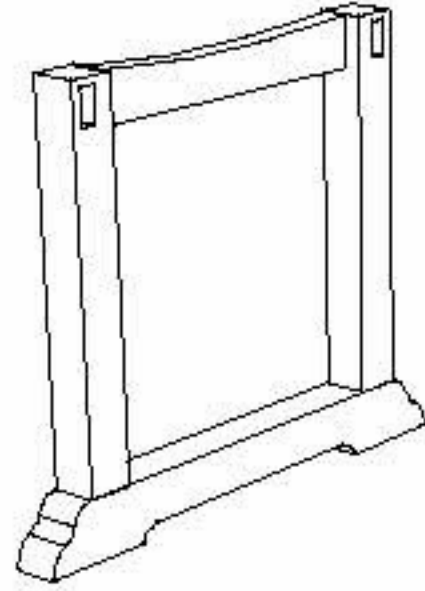


fig 1.




fig 2.




fig 3.

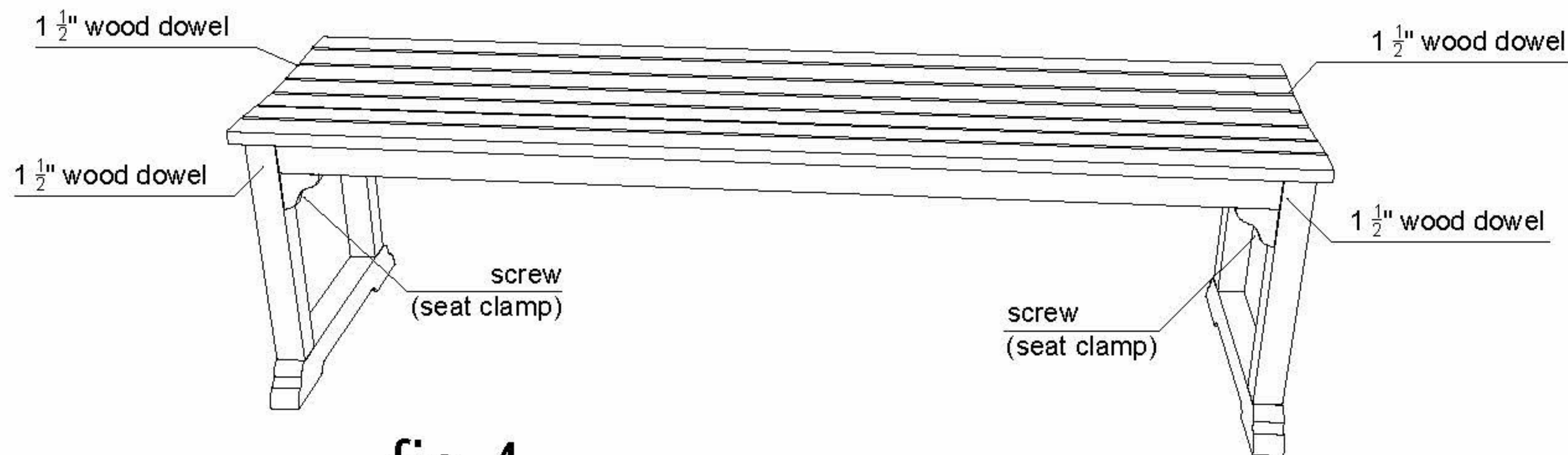


fig 4.

Parts : 2 pcs legs, 1 pc seat

Hardware packs

- wood dowels for front & back of legs
- wood screws to clamp seat

Tools requirment :

- hammer (not supplied)
- screws driver (not supplied)

Assembling

1. Prepare a leg. (Fig. 1)
2. Put some glue into the leg's mortise
3. Insert the seat to the leg. (Fig. 2)
4. Insert the other leg. (Fig. 3)
6. Put some glue around the wood dowels and insert it into the front and back side of legs.
7. Screw the seat clamp (under the seat) to the legs.
8. Clean the glue rest using a damp cloth.