

ASSEMBLY INSTRUCTION

BH-P059B

MANHATTAN 3-SEATER BACKLESS BENCH

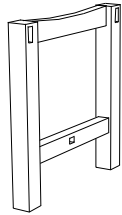


fig 1.

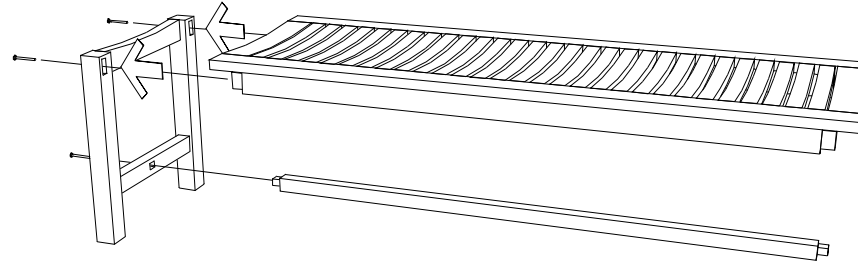


fig 2.

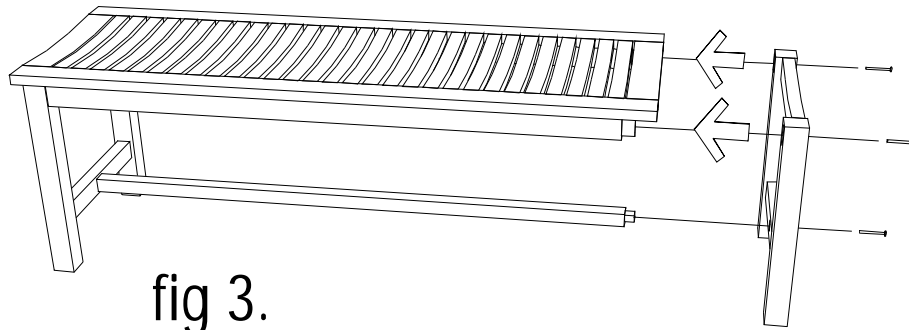


fig 3.

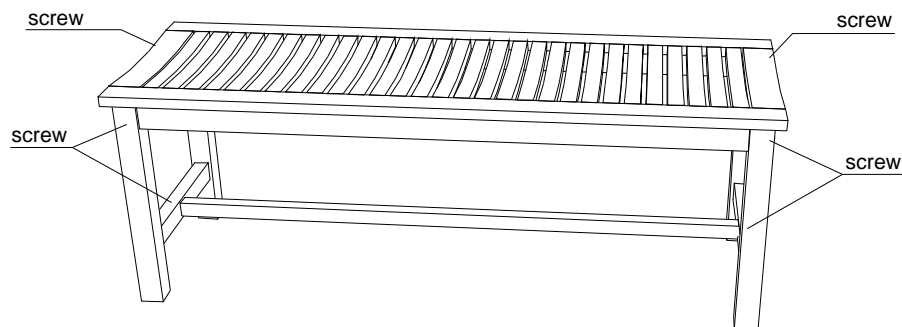


fig 4.

Parts : 2 pcs legs, 1 pc seat,
1 pcs leg's support

Hardware packs

- screw for front & back of legs and leg's support

Tools requirement :

- screw driver (not supplied)

Assembling

1. Prepare a leg. (Fig. 1)
2. Put some glue into the leg's mortise
3. Insert the seat and leg's support to the leg. (Fig. 2)
4. Insert the other leg. (Fig. 3)
5. Insert screw into the hole beside the legs.
6. Thighten screw using screw driver.