

TIMETABLE



TEAMLEADERS

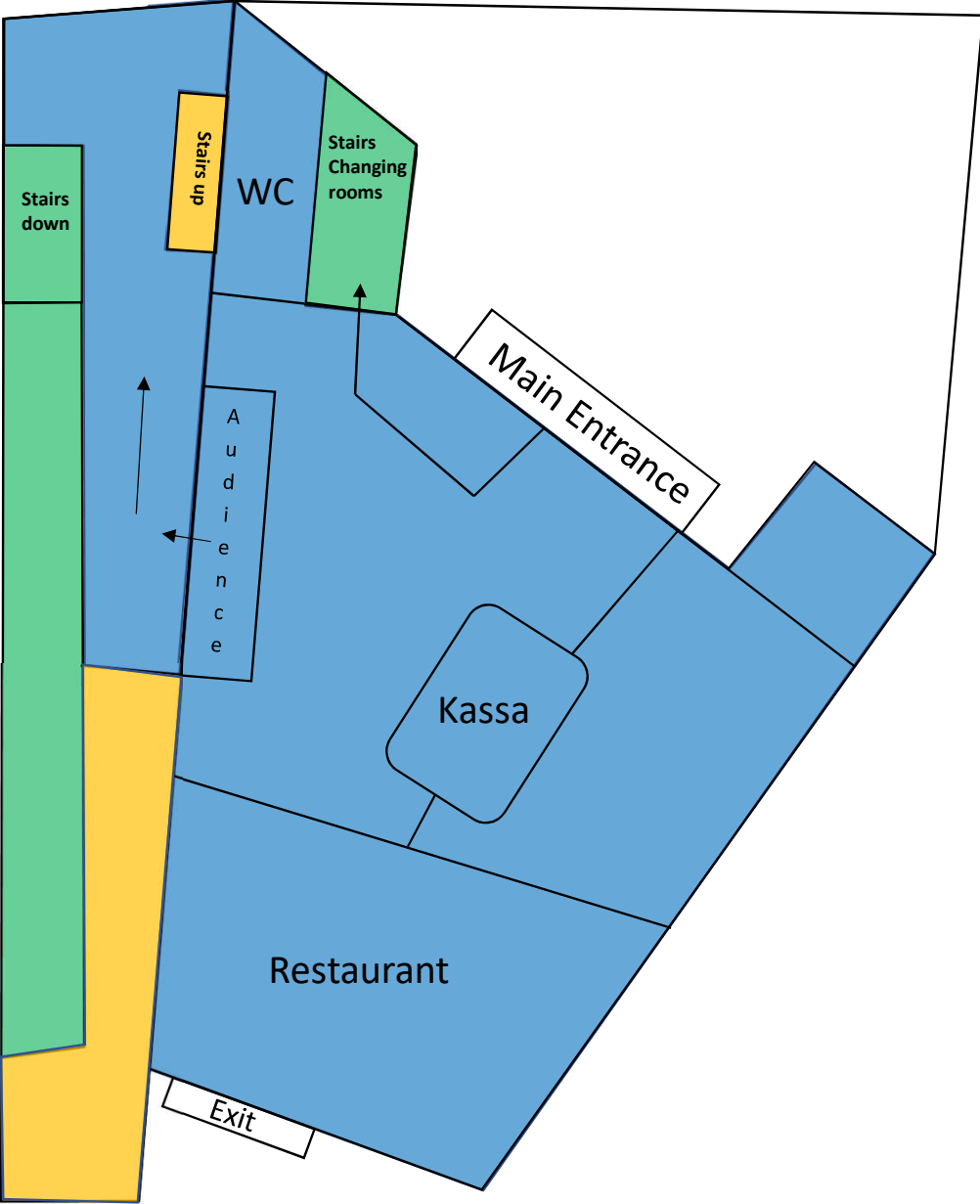
25.07	12:00 - 14:00	Team registration at A&O Hotel
26.07	09:00 - 12:00	Team registration at A&O Hotel
	14:00 - 15:00	Technical meeting / Teamleader meeting at A&O Hotel
	15:00 - 17:00	Rules meeting at A&O Hotel
	18:00 - 18:30	Ball Selection at the pool
	20:00 - 20:45	Opening ceremony at the pool
	21:30 - 22:00	Referee meeting at A&O Hotel

PLAYERS

25.07	08:00 - 21:00	Training (45 minutes per team)
26.07	08:00 - 19:00	Training (45 minutes per team)
27.07	08:00	First game
03.08	16:45	Last game
	18:00	Closing ceremony
	20:00	Gala evening

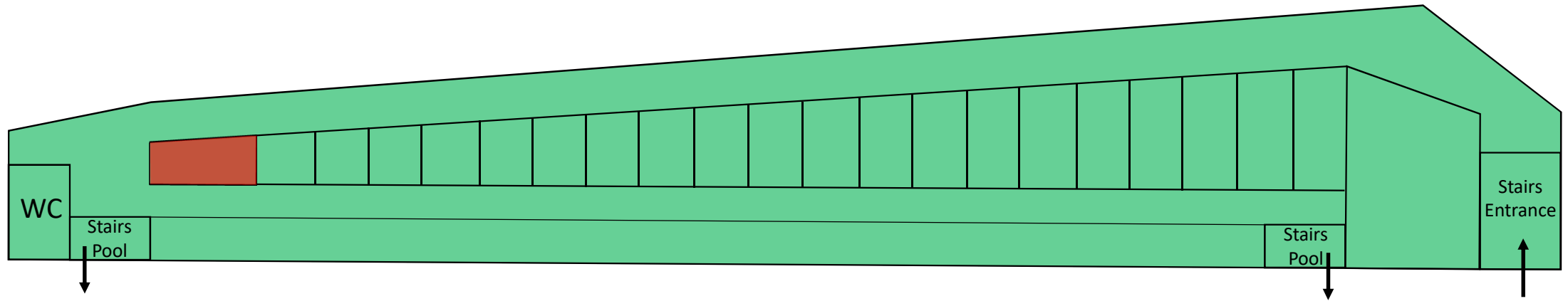
Ground Level

- Public Area
- Athlets and officials only
- Officials only
- Exit...Freibad



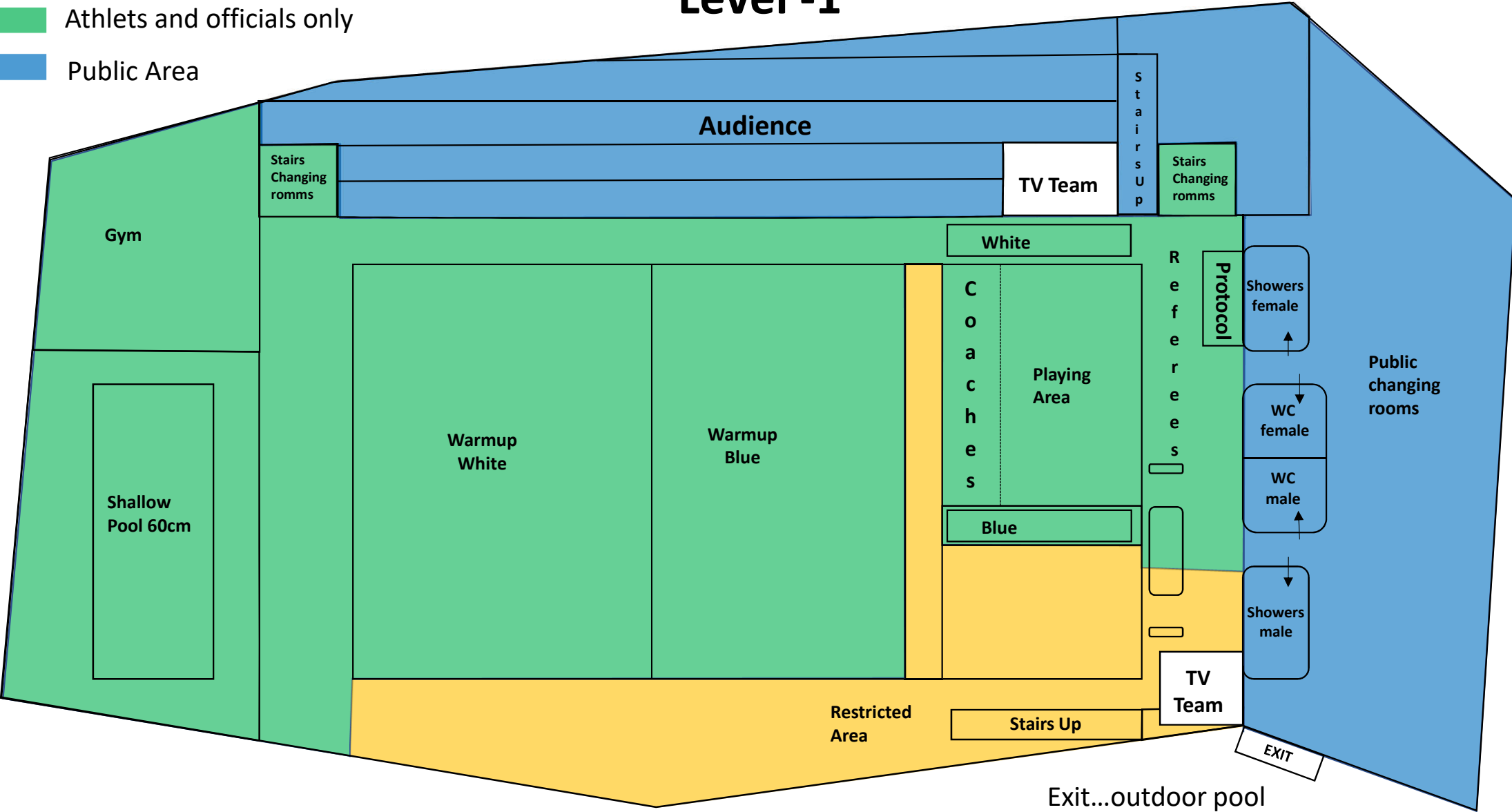
Lockerrooms Level -1

 Athlets and officials only



Level -1

- Officials only
- Athlets and officials only
- Public Area



Gym

Shallow Pool 60cm

Audience

Stairs Changing romms

TV Team

Stairs Up

Stairs Changing romms

White

C o a c h e s

Playing Area

Warmup White

Warmup Blue

Blue

R e f e r e e s

Protocol

Showers female

WC female

WC male

Showers male

Public changing rooms

Restricted Area

Stairs Up

TV Team

EXIT

Exit...outdoor pool

TEAMLEADER MEETING



Hotels:

One person is in charge of all the rooms.

This person will get all the keys at the reception and will give them back.

This person will be charged for all damages or missing things in the rooms.

Please send the hotel your estimated time of arrival.

All team members should bring their passport/official ID with them.

All hotel bookings are under the name of the federation – for check-in just name your country.

Please bring the *Annex 3 – check in form* with you or better, send it to the hotel beforehand.

Please bring a list of guests for each room to the check-in or send it to the hotel beforehand.

A&O: magdalena.schrei@aohostels.com

Daniel: elisabeth.waldbauer@weitzer.com

IBIS: H1917-RE@accor.com

Teams registration:

25.07 12:00 – 14:00 at A&O Hotel – Meeting room Schlossberg

26.07 09:00 – 12:00 at A&O Hotel – Meeting room Schlossberg

Opening Ceremony:

The rundown of the opening ceremony is attached to the email.

A map of the venue and where the teams will stand at the opening ceremony is also attached.

Closing Ceremony:

The rundown of the closing ceremony will be handed out at the team leader meeting.

Games:

Please be aware that we have a **very tight schedule**.

Please be ready 10 minutes before the game.

Typical rundown of a game is also attached.

TEAMLEADER MEETING



Pool Area:

Shower with soap before the games and warmup!

NO LUBRICANTS ALLOWED – use them in the showers and then wash them off

There will be additional water tubs next to the pool to put on fins and wash off any soap.

Each team has a warm up area in the pool – plan is attached

You can use the shallow pool as a cool down area.

You can also use the small gym to warm up

Jerseys:

If the jerseys of one team get damage beyond repair and there are no spare uniforms available (neither from the team, nor from the hosting federation, because they are also damaged), the team is allowed to play without jerseys.

Lockers:

Every nation will get a locker room with two keys for the room – lockers are inside.

Keys will be handed out to the teamleaders at the registration for a deposit of 100€.

Lockers either need 1/2€ coins or a watch you can get for a deposit of 10€ at the pool's cash desk.

First Aid:

If somebody get injured in the water, please help them out of the water.

Paramedics are at the side of the pool.

Food:

No food in the pool area;

No glass in the pool area;

Whole pool area is barefoot area.

Restaurants:

There is a restaurant at the pool.

Every day there is a meal available for 7€ for all World Championships participants.

TEAMLEADER MEETING



Gala evening:

Please bring your badge and your ticket.

The badge grants you have free entry to the after-party at the Three Monkeys bar after the gala evening.

Transport:

You are allowed to use all public transport in Graz for free from July 25th to August 3rd included.

You need to carry your badge and an ID card or passport with you.

RUNDOWN GAME



BEFORE THE GAME

- 10 minutes Teams at the stairs of the locker rooms
- 7 minutes Teams enter pool area
- 6 minutes Teams line up at their sides of the pool
 - blue on the side of the audience
 - white under the diving platform
- 5 minutes National anthem team blue
- 4 minutes National anthem team white
- 3 minutes Pennant exchange in the water by the team captains
- 2 minutes Teams get ready for the game

DURING THE GAME

- 0 minutes Start of game
- approx. 45min End of game

AFTER THE GAME

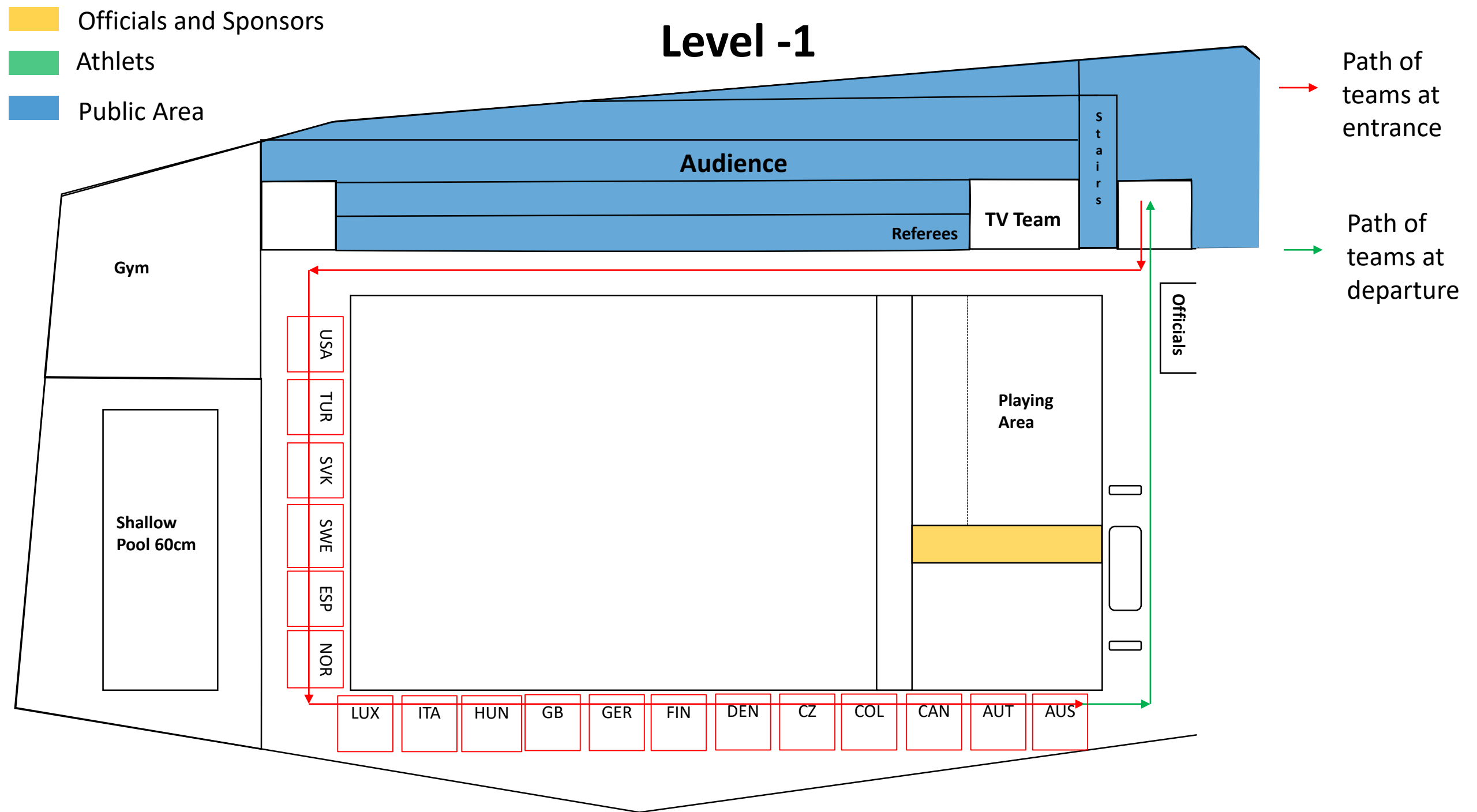
- approx. 48min Interview with one player of the winning team at the interview point
- approx. 50min Interview with one player of the losing team at the interview point

RUNDOWN OPENING CEREMONY



- 19:30 Arrival of the CMAS officials and government representatives
- 20:00 Start of ceremony
- 20:05 Entrance of the participating federations in alphabetical order
- 20:15 Welcome speech by the president of the Austrian divers' federation Mr. Peter Bartl
- 20:20 Welcome speech by the representative of the State of Styria Ms. Mag. Verena Nussbaum
- 20:25 Welcome speech by the representative of the City of Graz Mr. Harry Pogner
- 20:30 Opening of the 11th CMAS Underwater Rugby World Championships by Madam President Anna Arzhanova
- 20:35 Departure of the participating federations
- 20:40 End of ceremony

Level -1



Rundown

19:55 Teams ready at the passage by the locker rooms 19:55

20:00 Beginning opening ceremony - Welcome speech by the host

20:05 Entrance of the teams – every team is led by the team captain carrying the flag

One person from staff will tell each team when to walk in – each team walks in and its national anthem will be played for 30 sec, team walks on till it reaches its spot at the side of the pool (marked with the name of your country)

teams line up at the side of the pool, each team forms two rows of players (example below)

20:15 to 20:30 Welcome speeches

20:35 Departure of the teams

20:40 End of ceremony

Pool

