

# Funder Briefing Huddles

## Midwest region

March 20, 2018



**Janay Richmond,**  
Manager of Nonprofit  
Membership and  
Engagement



**Aaron Dorfman,**  
President and CEO



**Aracely Melendez,**  
IT Manager



**Stephanie Peng,**  
Research and Policy  
Associate



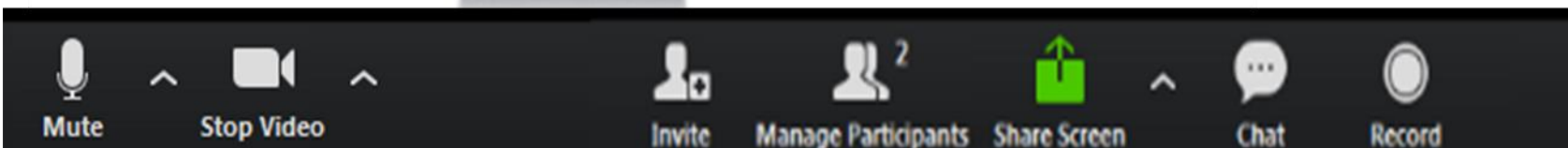
**Troy Price,**  
Membership and  
Fundraising Intern

# In the room:



# HOW TO USE ZOOM

- **Technology Questions:** Use the “Chat” feature on your bottom toolbar or email [amelendez@ncrp.org](mailto:amelendez@ncrp.org).



# DATA

# Methodology

- Foundation Center's top 1000 funders per year from 2003-2014
- Foundation Center Online from 2010-2015

## Midwest:

- Illinois
- Indiana
- Iowa
- Kansas
- Michigan
- Minnesota
- Missouri
- Nebraska
- North Dakota
- Ohio
- South Dakota
- Wisconsin

# Methodology

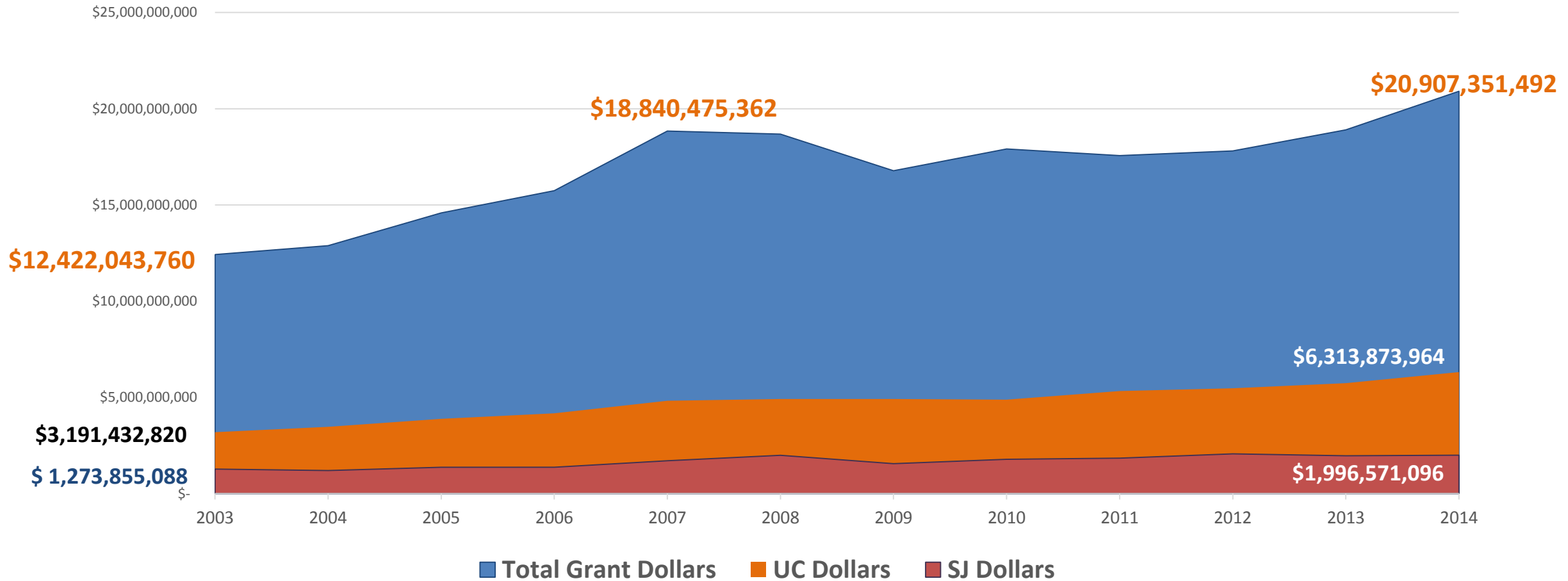
## Social justice strategies:

- Community organizing
- Criminal justice
- Democracy
- Economic justice
- Environmental justice
- Health care access
- Policy, advocacy, and systems Reform

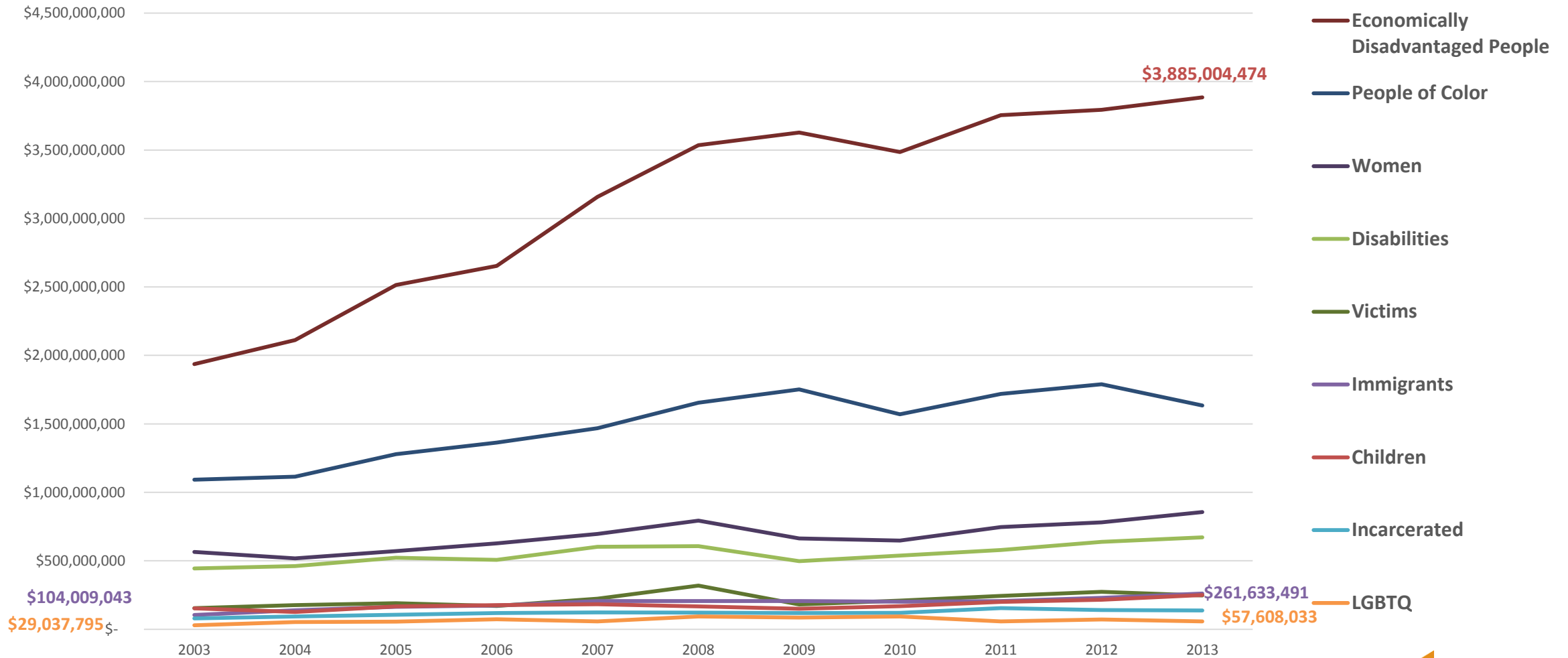
## Underserved communities:

- Children
- Domestic workers
- Economically disadvantaged people
- Immigrants and refugees
- Incarcerated and formerly incarcerated people
- LGBTQ people
- People of color
- People with disabilities
- People with HIV/AIDS
- Sex workers
- Victims of crime and abuse
- Women and girls

# National SJ and UC Funding, 2003-2014



# National UC Funding by Population, 2003-2013





# Top funders for underserved communities by total funding, 2003-2013

| Foundation Name                                 | State | Total dollars for UC, 2003-2013 |
|---|-------|---------------------------------|
| Bill & Melinda Gates Foundation                 | WA    | \$1,007,042,186                 |
| Ford Foundation                                 | NY    | \$954,700,178                   |
| The Robert Wood Johnson Foundation              | NJ    | \$855,292,320                   |
| W. K. Kellogg Foundation                        | MI    | \$662,125,024                   |
| The California Endowment                        | CA    | \$510,565,477                   |
| The Annie E. Casey Foundation                   | MD    | \$510,131,195                   |
| Open Society Foundations                        | NY    | \$489,234,168                   |
| The Susan Thompson Buffett Foundation           | NE    | \$486,159,694                   |
| The Bank of America Charitable Foundation, Inc. | NC    | \$346,795,810                   |
| The Kresge Foundation                           | MI    | \$322,479,074                   |

*Total funding for UC from 2003-2013: \$200,000,000,000*

# Top funders for underserved communities by share of grant dollars, 2003-2013

| Foundation Name                 | State | % of grant dollars for UC |
|---------------------------------|-------|---------------------------|
| A Glimmer of Hope Foundation    | TX    | 100%                      |
| The Melville Charitable Trust   | MA    | 98                        |
| Craig H. Neilson Foundation     | CA    | 96                        |
| The M.A.C. AIDS Fund            | NY    | 96                        |
| The Annie E. Casey Foundation   | MD    | 94                        |
| Lavelle Fund for the Blind, Inc | NY    | 92                        |
| The Christenson Fund            | CA    | 87                        |
| Marguerite Casey Foundation     | WA    | 87                        |
| New York Foundation             | NY    | 85                        |
| Oberkotter Foundation           | PA    | 85                        |

*National median for UC Funding: 17%*

# Top funders for social justice by total funding, 2003-2013

| Foundation Name                          | State | Total dollars for SJ |
|--|-------|----------------------|
| Bill & Melinda Gates Foundation          | WA    | \$1,878,479,380      |
| Ford Foundation                          | NY    | \$1,435,363,555      |
| The Robert Wood Johnson Foundation       | NJ    | \$1,107,246,658      |
| W. K. Kellogg Foundation                 | MI    | \$909,208,269        |
| Open Society Foundations                 | NY    | \$706,622,723        |
| The California Endowment                 | CA    | \$443,535,694        |
| The William and Flora Hewlett Foundation | CA    | \$416,194,831        |
| Annenberg Foundation                     | CA    | \$381,569,764        |
| Carnegie Corporation of New York         | NY    | \$368,344,700        |
| John S. and James L. Knight Foundation   | FL    | \$368,164,161        |

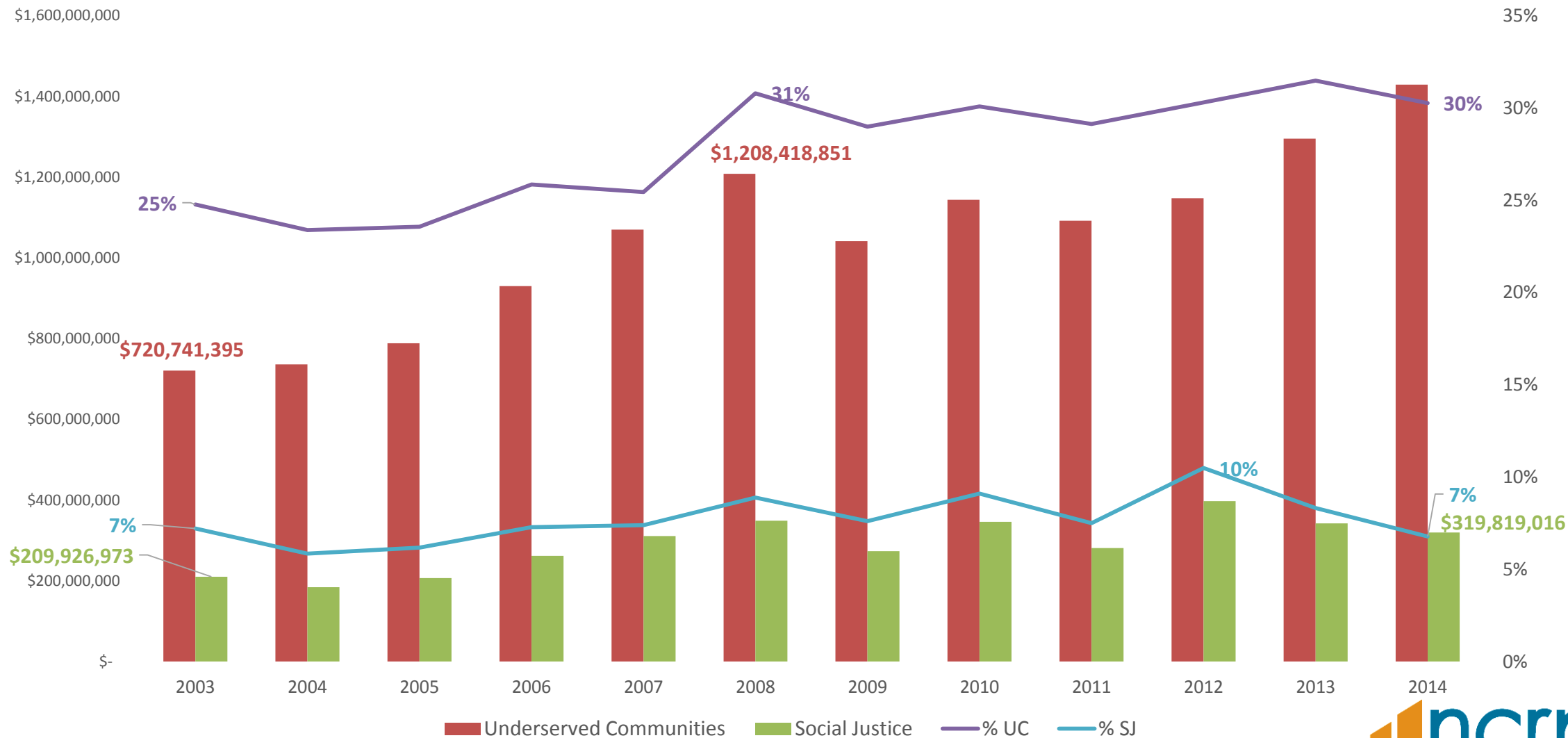
*Total funding for SJ from 2003-2013: \$18,000,000,000*

# Top funders for social justice by share of total funding, 2003-2013

| Foundation Name                        | State | % of its grant dollars for social justice |
|--|-------|---|
| Public Welfare Foundation, Inc.        | DC    | 77%                                       |
| Gill Foundation                        | CO    | 75  |
| The Hyams Foundation, Inc.             | MA    | 68  |
| Marguerite Casey Foundation            | WA    | 66  |
| New York Foundation                    | NY    | 65  |
| Jessie Smith Noyes Foundation, Inc.    | NY    | 63  |
| Carnegie Corporation of New York       | NY    | 62  |
| Arcus Foundation                       | NY    | 60  |
| Robert Sterling Clark Foundation, Inc. | NY    | 58  |
| Sea Change Foundation                  | CA    | 58  |

*National median for SJ Funding: 8%*

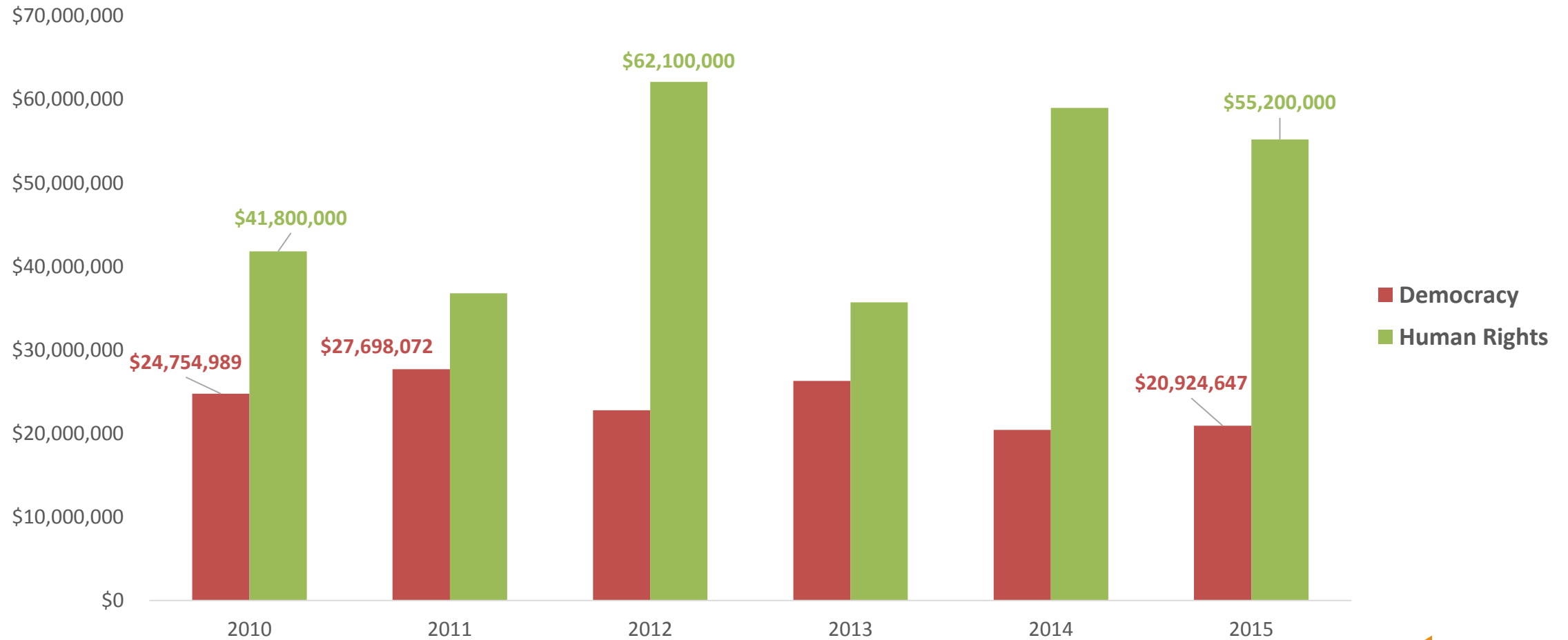
# Funding for Social Justice and Underserved Communities in the Midwest, 2003-2014



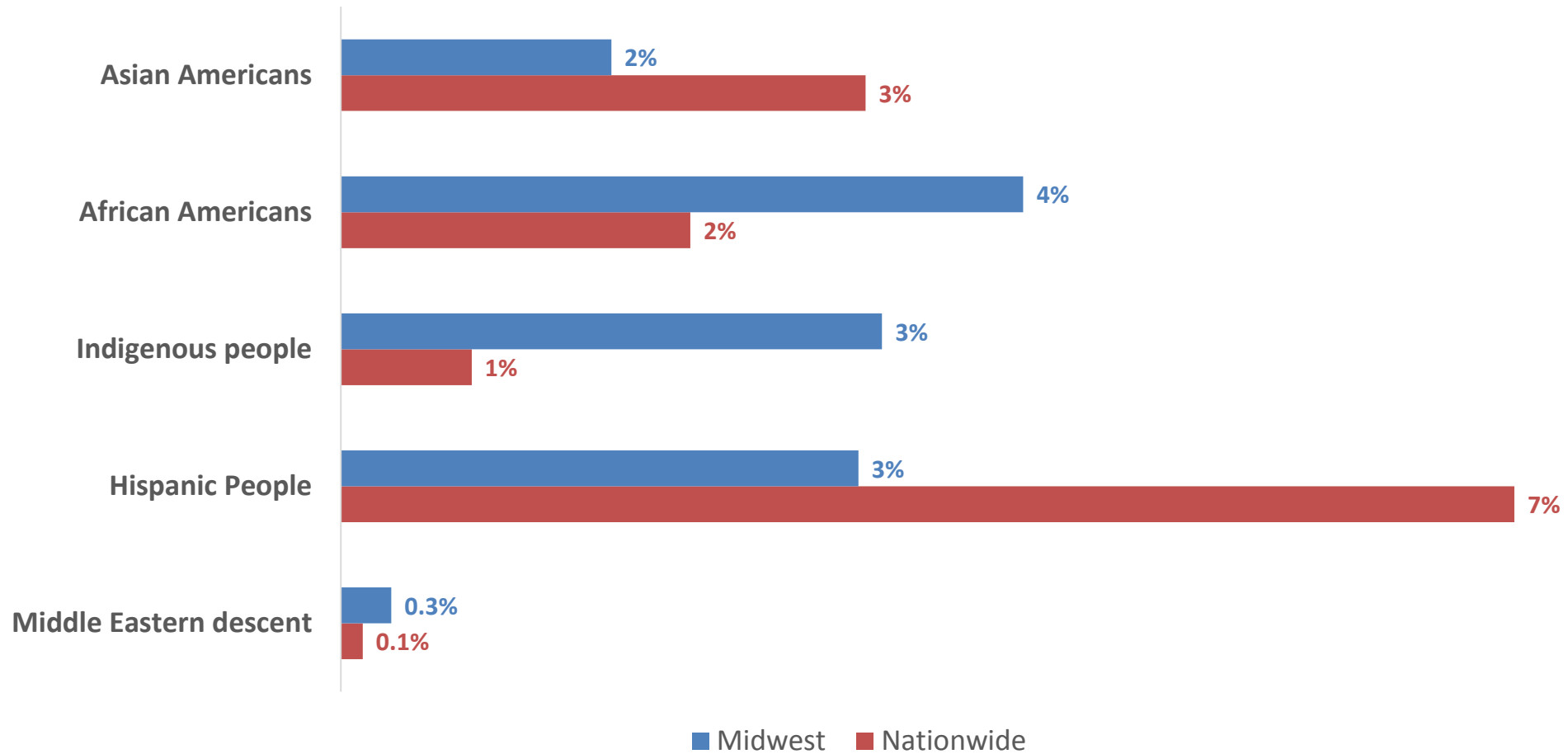
# Midwest Regional Funding

- Democracy
- Human Rights:
  - Economic Justice
  - Environmental Justice
  - Immigrant Rights
  - LGBTQ Rights
  - Minority Rights
  - Prisoners' Rights

# Funding by Issue Area, 2010-2015

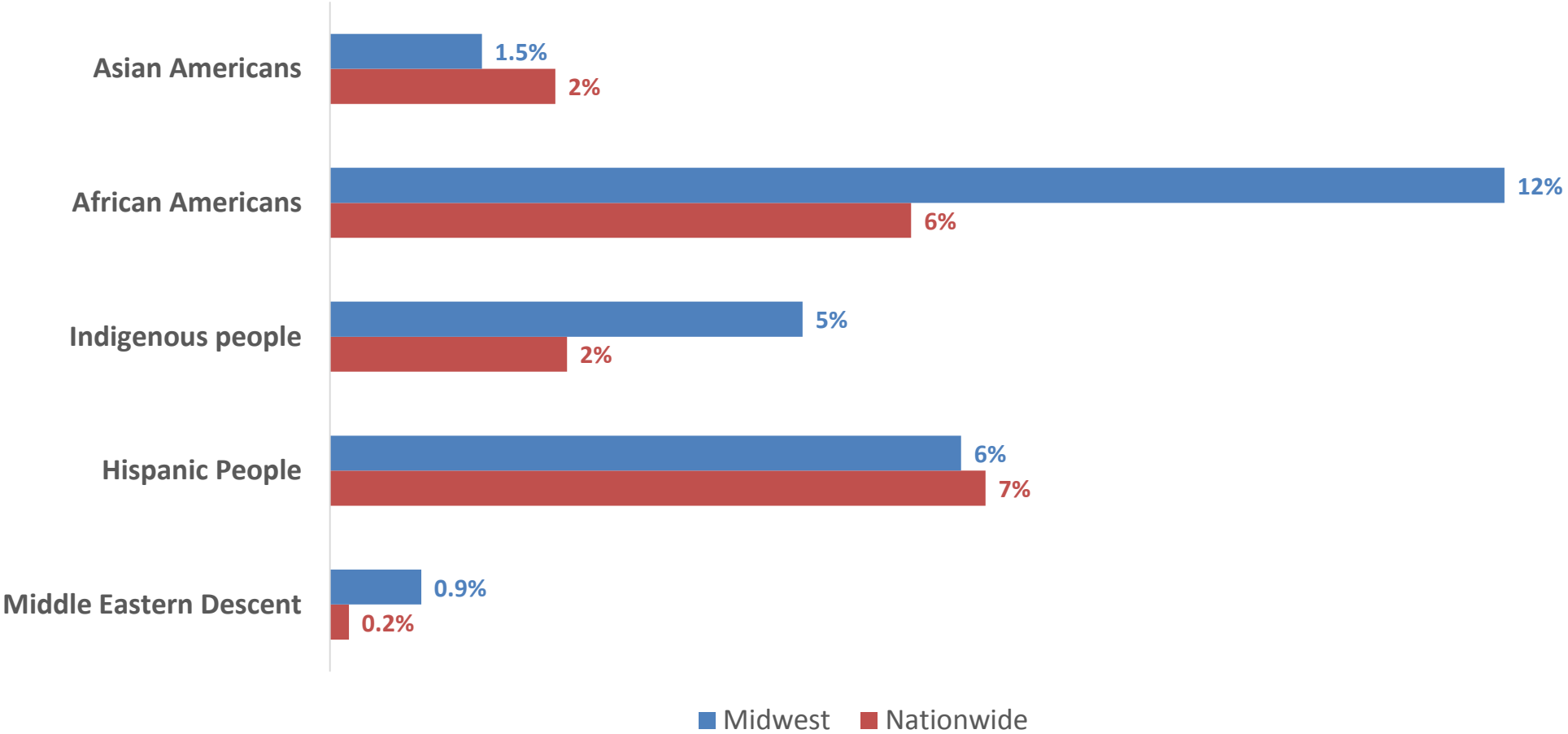


# Democracy Funding by population, 2010-2015

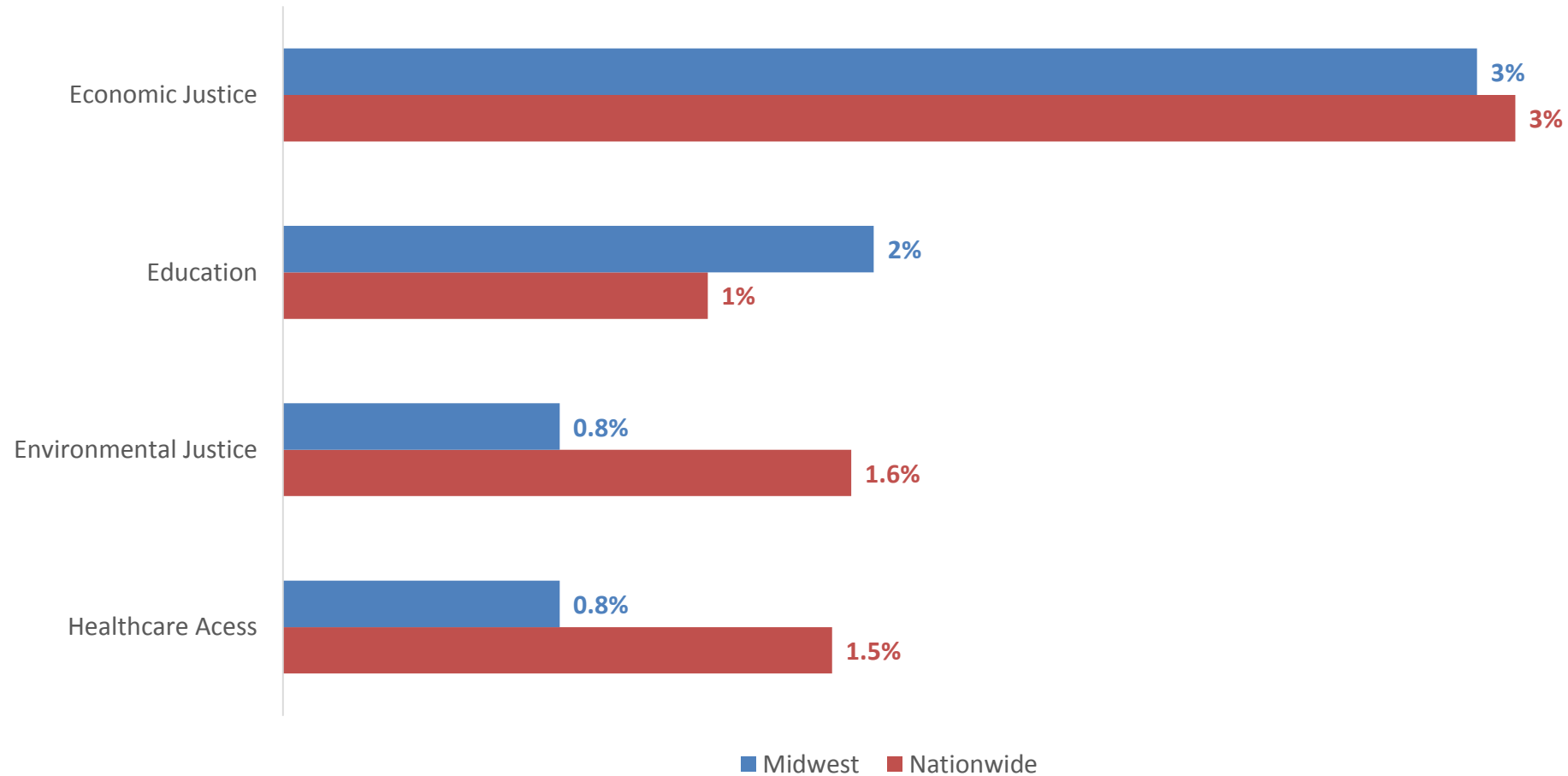




# Human Rights Funding by Population, 2010-2015



# Human Rights Funding by Issue Area, 2010-2015



# Top Funders for Democracy in the Midwest, 2010-2015

## Top funders by total value of grants

| Funder                                 | Total Value  | Total Grants |
|--|--------------|--------------|
| W. K. Kellogg Foundation               | \$14,316,755 | 34           |
| The Joyce Foundation                   | \$11,032,812 | 90           |
| Ford Foundation                        | \$10,460,557 | 40           |
| Bush Foundation                        | \$9,807,654  | 122          |
| John S. and James L. Knight Foundation | \$9,401,500  | 16           |

## Top funders by total number of grants

| Funder                        | Total Value  | Total Grants |
|-------------------------------|--------------|--------------|
| The Minneapolis Foundation    | \$1,625,022  | 141          |
| Bush Foundation               | \$9,807,654  | 122          |
| Fidelity Charitable Gift Fund | \$189,340    | 119          |
| The Joyce Foundation          | \$11,032,812 | 90           |
| Tides Foundation              | \$2,782,188  | 65           |

*Total funding for Democracy in the Midwest from 2010-2015: \$142,900,000*

# Top Funders for Environmental Justice in the Midwest, 2010-2015

## Top funders by total value of grants

| Funder                                       | Value of Grants | Total Number |
|--|-----------------|--------------|
| The Kendeda Fund                             | \$1,500,000     | 5            |
| NoVo Foundation                              | \$835,000       | 3            |
| W. K. Kellogg Foundation                     | \$675,000       | 2            |
| Fred A. and Barbara M. Erb Family Foundation | \$530,000       | 5            |
| Park Foundation Inc.                         | \$380,000       | 10           |

## Top funders by total number of grants

| Funder  | Total Value | Total Number |
|---|-------------|--------------|
| Park Foundation Inc.                                  | \$380,000   | 10           |
| Tides Foundation                                      | \$366,000   | 10           |
| Cricket Island Foundation                             | \$152,300   | 7            |
| Unitarian Universalist Veatch Program at Shelter Rock | \$275,000   | 6            |
| Norman Foundation Inc.                                | \$125,000   | 6            |

*Total funding for Environmental Justice in the Midwest from 2010-2015: \$7,200,000*

# Top Funders for Human Rights in the Midwest, 2010-2015

## Top funders by total value of grants

| Funder                          | Value of Grants | Total Number |
|---------------------------------|-----------------|--------------|
| W. K. Kellogg Foundation        | \$32,196,472    | 88           |
| Ford Foundation                 | \$14,190,803    | 54           |
| The Andrew W. Mellon Foundation | \$10,714,000    | 7            |
| NoVo Foundation                 | \$10,046,450    | 43           |
| Lilly Endowment Inc.            | \$7,919,500     | 17           |

## Top funders by total number of grants

| Funder   | Total Value | Total Number |
|--|-------------|--------------|
| Fidelity Charitable Gift Fund                        | \$883,551   | 379          |
| Omaha Community Foundation                           | \$1,791,915 | 341          |
| The Chicago Community Trust                          | \$6,253,020 | 212          |
| The Minneapolis Foundation                           | \$3,491,571 | 174          |
| The Columbus Foundation and Affiliated Organizations | \$546,541   | 124          |

*Total funding for Human Rights in the Midwest from 2010-2015: \$290,700,000*

# The Philanthropic Landscape

*Which of these would be most useful for you?*

# The Philanthropic Landscape

1. Basic data on which *populations and issue areas* are being funded, *how much*, and *by whom*?

*OR*

2. In-depth data on funding for specific strategies e.g. community organizing and who's funding the opposition?



# The Philanthropic Landscape

1. Information on trends in funding from different types of *funders*: community foundations, corporate funders, and DAFs?

*OR*

2. Lists of “*hall of fame*” and “*hall of shame*” social justice funders regardless of foundation type?

# The Philanthropic Landscape

1. Data on funding for grassroots organizations vs. *grasstops*, *POC-led work* vs. *white-led work*, c3 vs. c4?

OR

2. Data on how foundations are *investing* the 95% of their money they don't give away each year: in good mission-related ways or bad mission-impinging ways?

# Other Resources

- AAPIP - Asian American/Pacific Islanders in Philanthropy - <https://aapip.org/>
- ABFE - <http://www.abfe.org/>
- EPIP - Emerging Practitioners in Philanthropy - <http://www.epip.org/>
- Funders for LGBTQ Issues - <https://www.lgbtfunders.org/>
- HIP - Hispanics in Philanthropy - <https://hiponline.org/>
- NAP - Native Americans in Philanthropy - <https://nativephilanthropy.org/>
- The Women's Funding Network - <http://www.womensfundingnetwork.org/>
- NFG - Neighborhood Funders Group - <http://www.nfg.org/>
- PRE - Philanthropic Initiative for Racial Equity - <http://www.racialequity.org/>