REF.: COM 4028

CÓMODA CHEST OF DRAWERS

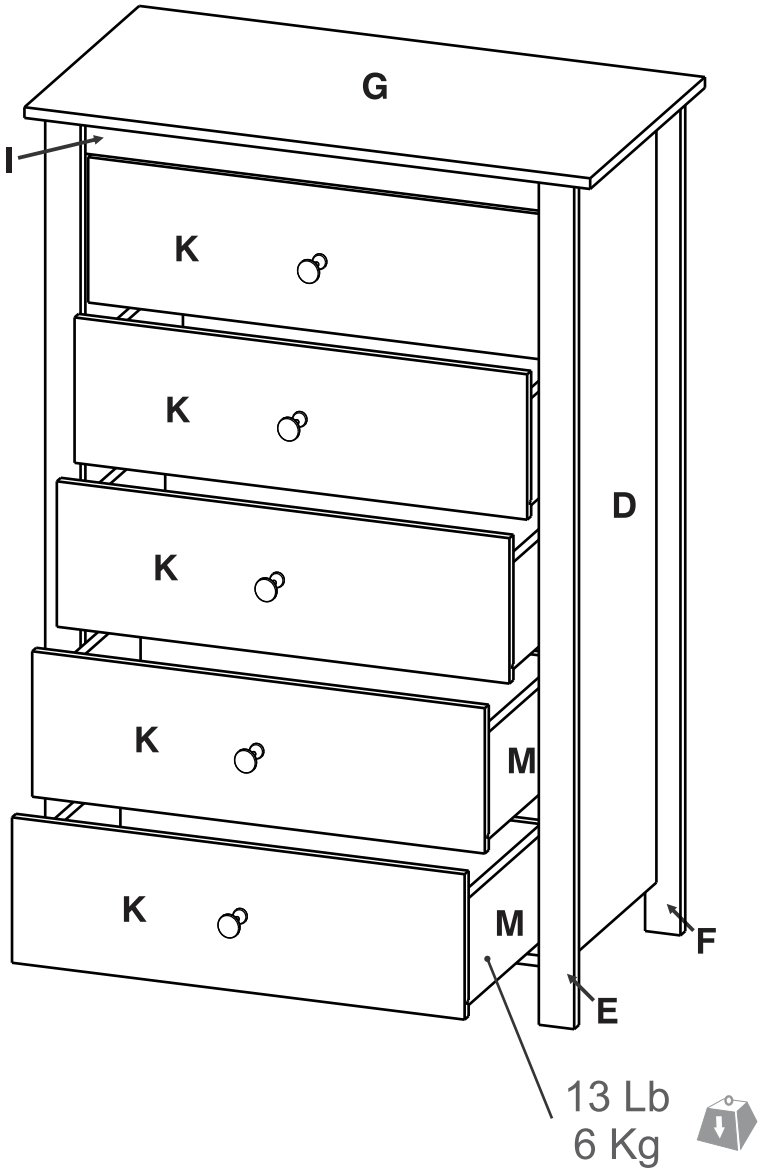

INVAL

El mueble que uno quiere

Furniture that you want

Certificado Nº sc 640-1

Thank you for purchasing this product. We trust that you will be completely satisfied with your product for years to come. This product is backed by a **5 year** limited warranty and has been crafted with today's lifestyles in mind.

Le damos las gracias por adquirir este producto. Confiamos en que quede completamente satisfecho con su compra. Este producto tiene una grarantía limitada de 5 años y ha sido creado atendiendo al estilo de vida de hoy dia.

DO NOT RETURN TO STORE

If you need assembly assistance or parts replacement , please visit our Web site www.invalamerica.com

Any other inquiries, please contact us toll free at 1-888-659-3512
Monday thru Friday from 9:00 a.m. to 5:30 p.m. ET

Have all your purchase information ready when you contact us.

NO DEVUELVA ESTE PRODUCTO A LA TIENDA

Si necesita remplazo de partes o ayuda para el armado de su nuevo mueble, por favor visite nuestra pagina de internet www.invalamerica.com

Cualquier otra solicitud que tenga, contactenos sin costo al 1-888-659-3512
De lunes a viernes desde las 9:00 a.m. hasta las 5:30 p.m. hora del este.

Tenga toda su información de compra a mano cuando nos contacte.

¡-IMPORTANT-!

When calling or writing to us, please provide the OP number printed on the sticker of the warranty sheet so we can offer you the most efficient response.

¡-IMPORTANTE-!

Al llamar o escribirnos, por favor darnos el número de la OP que encontrará impreso en la calcomanía de la hoja de garantía con el fin de ofrecerle la más eficiente respuesta.

-This instruction manual contains important information. Follow the consecutive order.
Please read and keep for future reference.

-Este Manual contiene información importante. Siga el órden consecutivo de las instucciones.
Por favor léalo y guárdelo para consultas en el futuro.

Two or more people are required to assemble and/or move this unit.

Se requiere de dos o más personas para armar y mover este mueble.

Unpack and assemble this unit in an spacious area. Assemble the unit on top of the empty box to prevent scratches.

Desempaque y arme este mueble en un area espaciosa. Arme el mueble sobre su caja, para no rayarlo.

Protect furniture from water and moisture. This furniture must not be used outdoors.

Proteja el mueble del agua y de la humedad. No ubique este mueble al aire libre.

Do not expose it to heat.

No lo exponga al calor.

Do not hit or tap with a hammer, unless it is indicated.

No lo golpee ni lo martille.

Do not paint or use abrasive elements to clean this furniture.

No pinte ni use elementos abrasivos para limpiar este mueble.

Do not drag or climb on your furniture. If you need to move it, lift it.

No lo arrastre ni se suba al mueble. Si necesita moverlo, levántelo.

TOOLS REQUIRED
HERRAMIENTAS REQUERIDAS

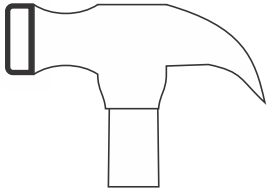

HAMMER/
MARTILLO

PHILLIPS SCREWDRIVER /
ATORNILLADOR DE ESTRELLA

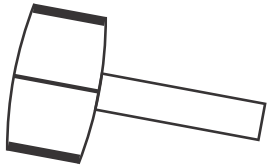

RUBBER
HAMMER/
MARTILLO
DE GOMA

IMPORTANT: Before proceeding to assemble this unit, read the instructions and inspect carefully the parts and hardware thoroughly.
If any part is missing, do not return to the store, please call toll free: In Colombia 01800 09 33444, Venezuela 0212-238-7584, Mexico 53447019 / 53445841 and in the USA, Canada, Puerto Rico and US Virgin Islands visit our Web page www.invalamerica.com.

IMPORTANTE: Antes de empezar a ensamblar este mueble, lea este instructivo y revise cuidadosamente las piezas y herrajes.
En caso de que le haga falta alguna pieza, no lo devuelva a la tienda, favor llamar a la línea gratuita en Colombia Colombia 01800 09 33444, Venezuela 0212-238-7584, Mexico 53447019 / 53445841 y para USA, Canada, Puerto Rico y US Virgin Islands visite nuestra página Web www.invalamerica.com.

ASSEMBLY SUGGESTIONS / RECOMENDACIONES DE ENSAMBLE

CAM LOCKS AND CAM STUD
TUERCA Y PERNO DE EXPANSIÓN

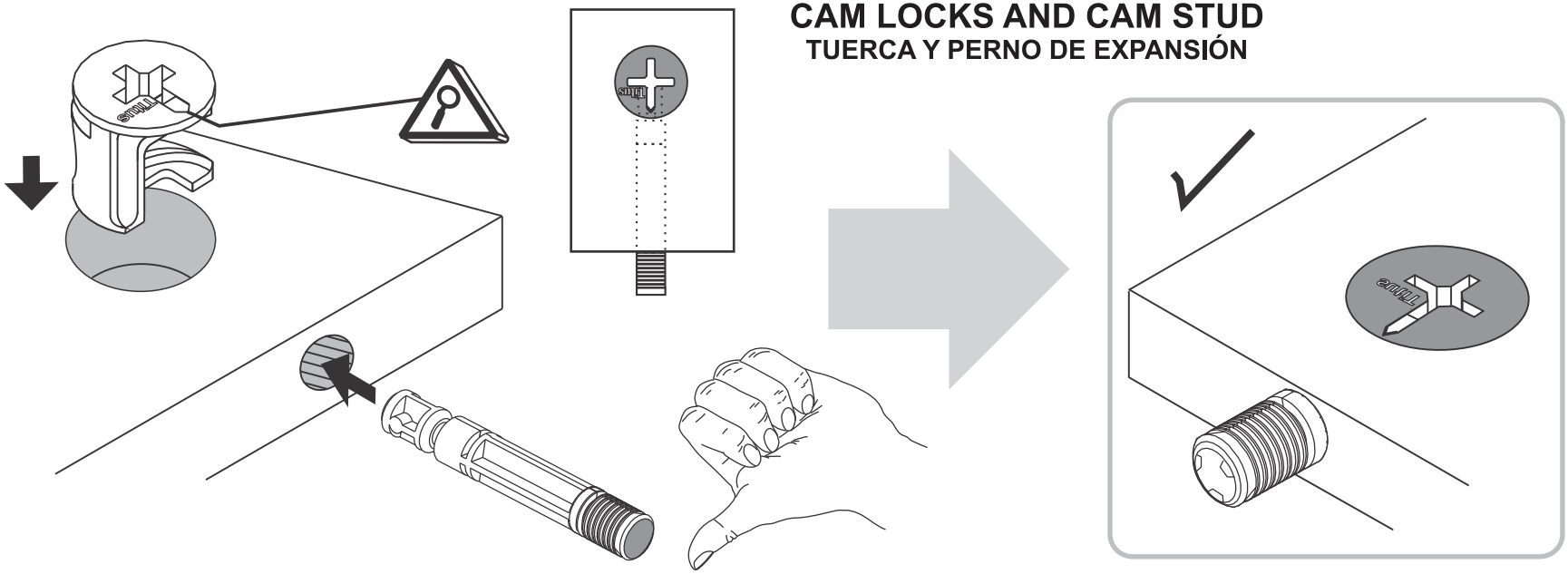

WOODEN DOWELS
TARUGOS

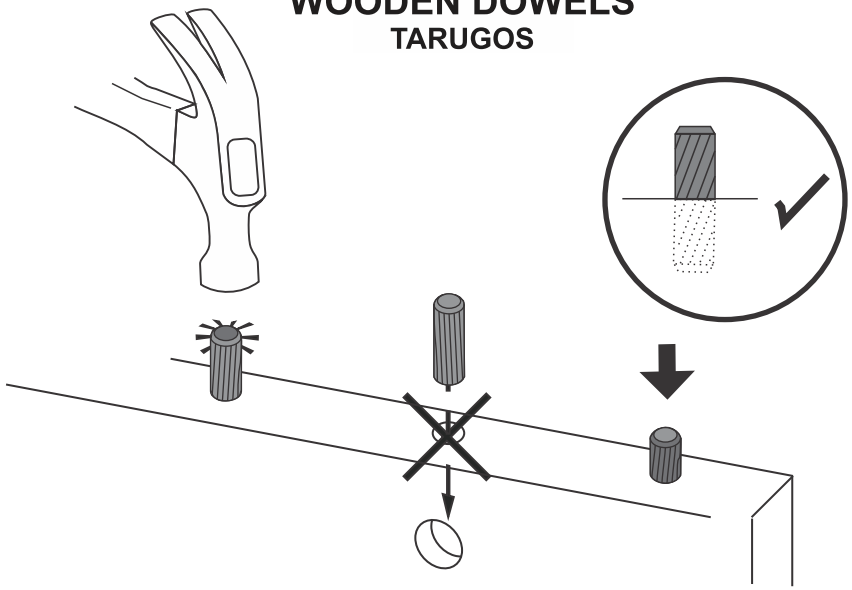

ADJUSTING THE PARTS
AJUSTE DE PIEZAS

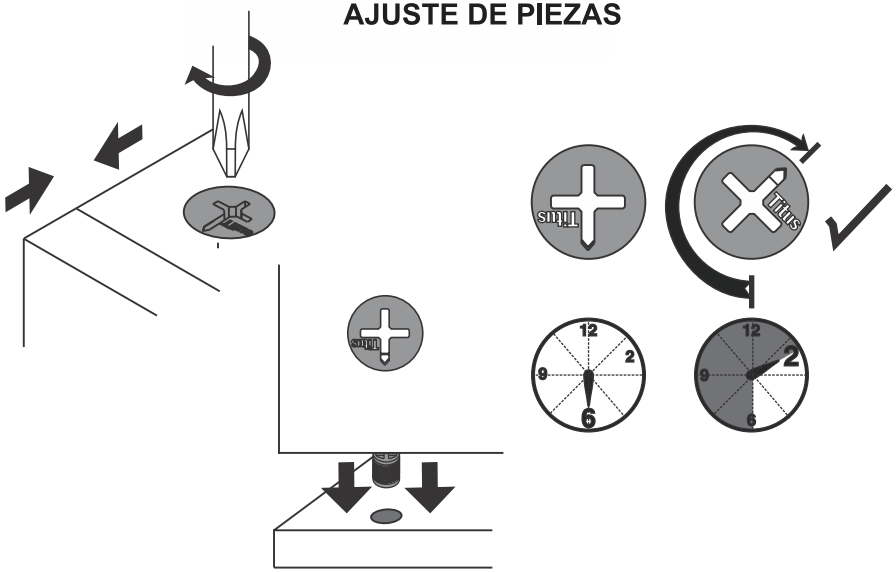

PARTS IDENTIFICATION/IDENTIFICACIÓN DE PIEZAS

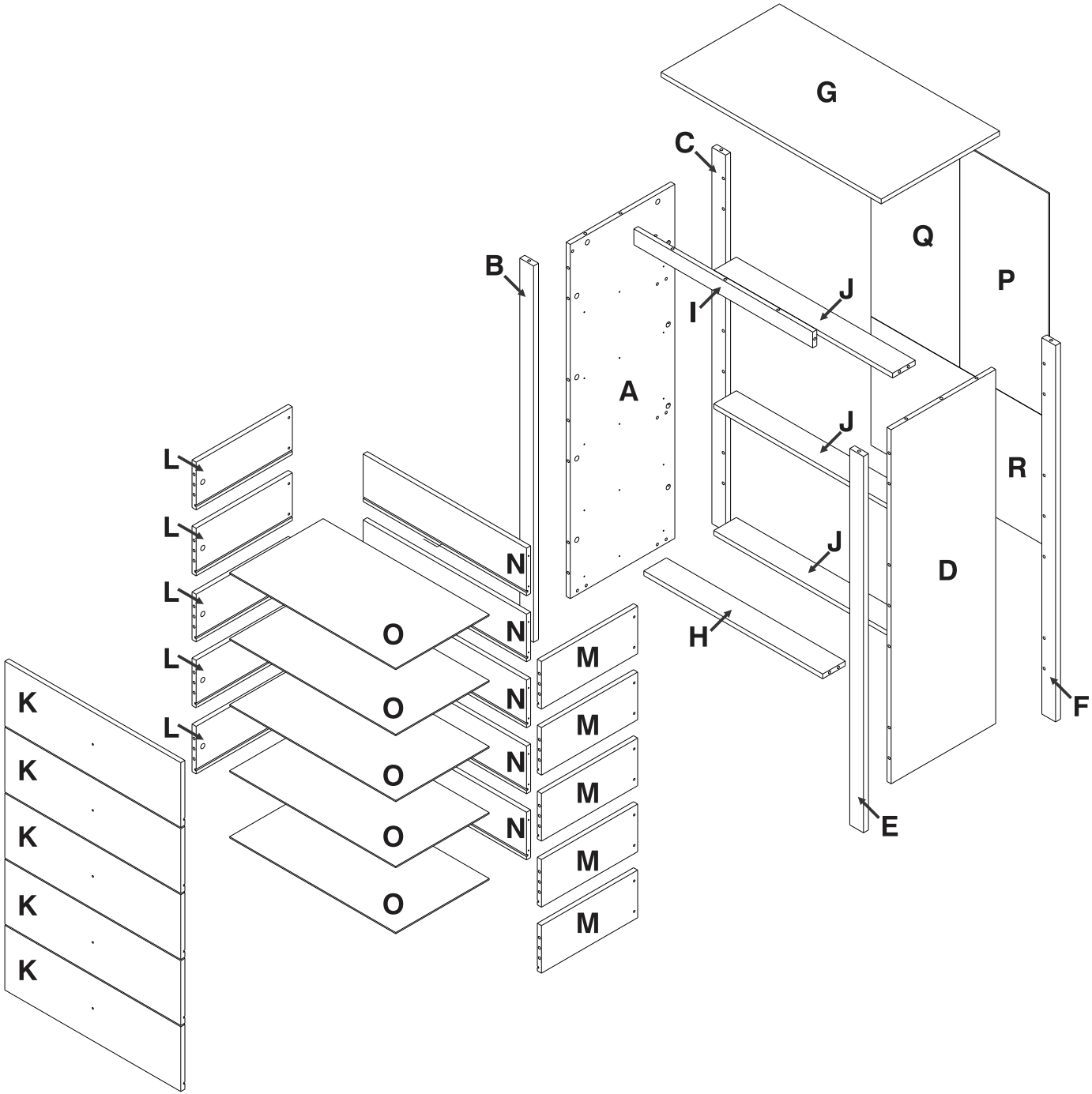

PIEZA PARTS	CANTIDAD QUANTITY
A	1
B	1
C	1
D	1
E	1
F	1
G	1
H	1
I	1
J	3
K	5
L	5
M	5
N	5
O	5
P	1
Q	1
R	1

QUANTITY/ CANTIDAD	FROM/ DESDE	TO/ HASTA
40	A	R

HARDWARE IDENTIFICATION/IDENTIFICACIÓN DE HERRAJES

1	WOODEN DOWELS/ TARUGOS MADERA	1 3/16” 30 mm	X 47
2	CAM STUDS/ PERNOS		X 42
3	CAMS LOCKS/ TUERCAS		X 42
4	BLACK SCREWS/ TORNILLO NEGRO	2” 50.8 mm	X 20
5	SLIDE SCREWS/ TORNILLO RIELES	1/4" 6 mm; 1/2" 12.5 mm	X 60
6	SLIDES/ RIELES		X 10
7	DRAWER SLIDES/ RIELES CAJONES		X 10
8	NAILS/ PUNTILLAS		X 24
9	STAR WASHERS/ ARANDELA DE ESTRELLA		X 5
10	GLIDERS / DESLIZADORES		X 8
11	KNOB AND SCREW/ BOTÓN Y TORNILLO		X 5
12	ANTI TOPPLE/ ANTI VUELCO		X 1
13	METAL WASHER/ ARANDELA METÁLICA		X 2
14	WALL ANCHOR/ CHAZO PARED		X 1
15	SCREW WALL ANCHOR/ TORNILLO ANCLAJE CHAZO	2” 50 mm	X 1
16	SCREW/ TORNILLO	5/8” 15.9 mm	X 1
17	PLASTIC PROFILE/ BISEL PLÁSTICO		X 1

PARTS PREPARATION / PREPARACIÓN DE PARTES

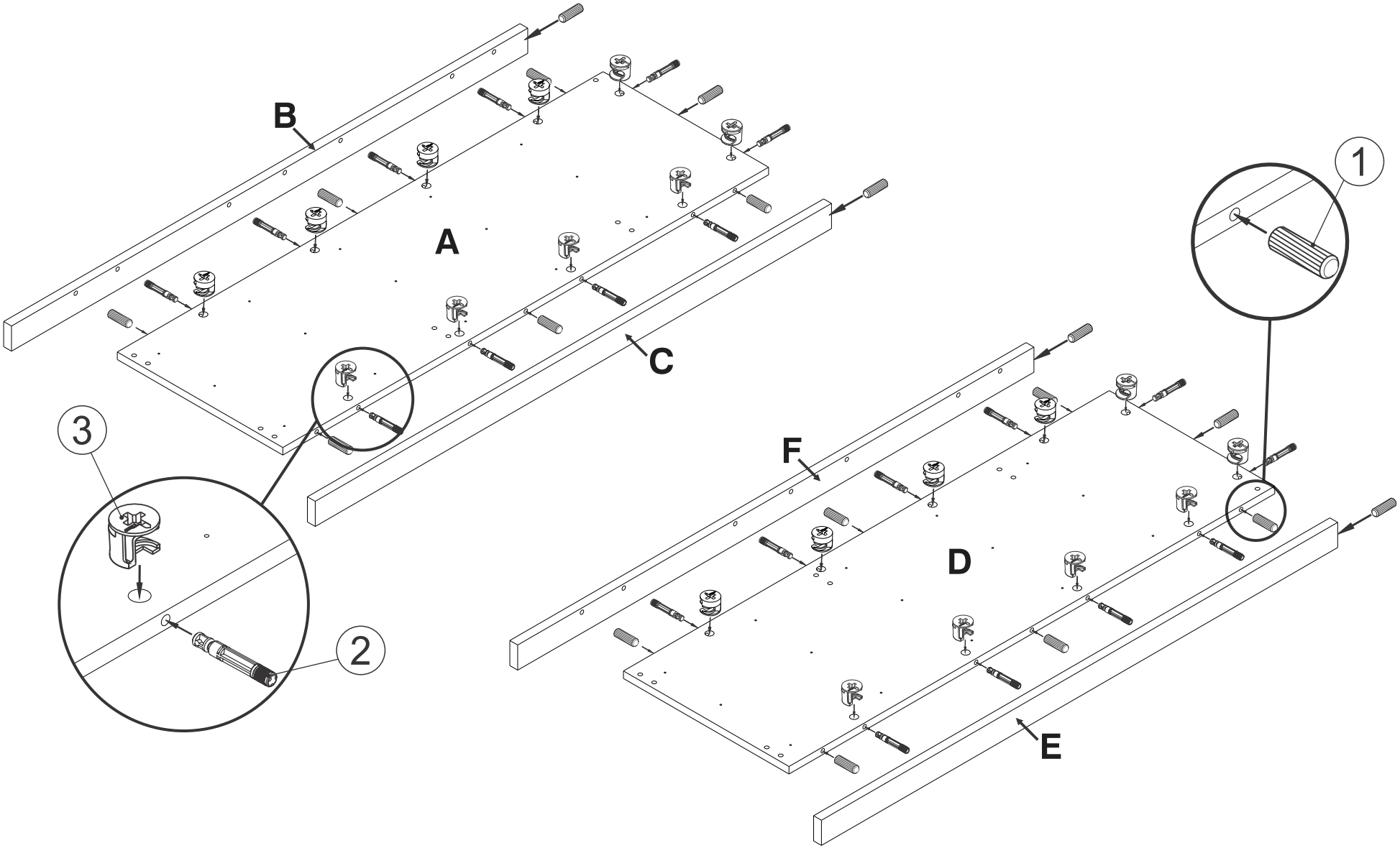

1 WOODEN DOWELS/ TARUGOS MADERA (1 3/16" 30 mm)	X	18
2 CAM STUDS/ PERNOS	X	20
3 CAMS LOCKS/ TUERCAS	X	20

RUBBER HAMMER/ MARTILLO DE GOMA

PARTS PREPARATION / PREPARACIÓN DE PARTES

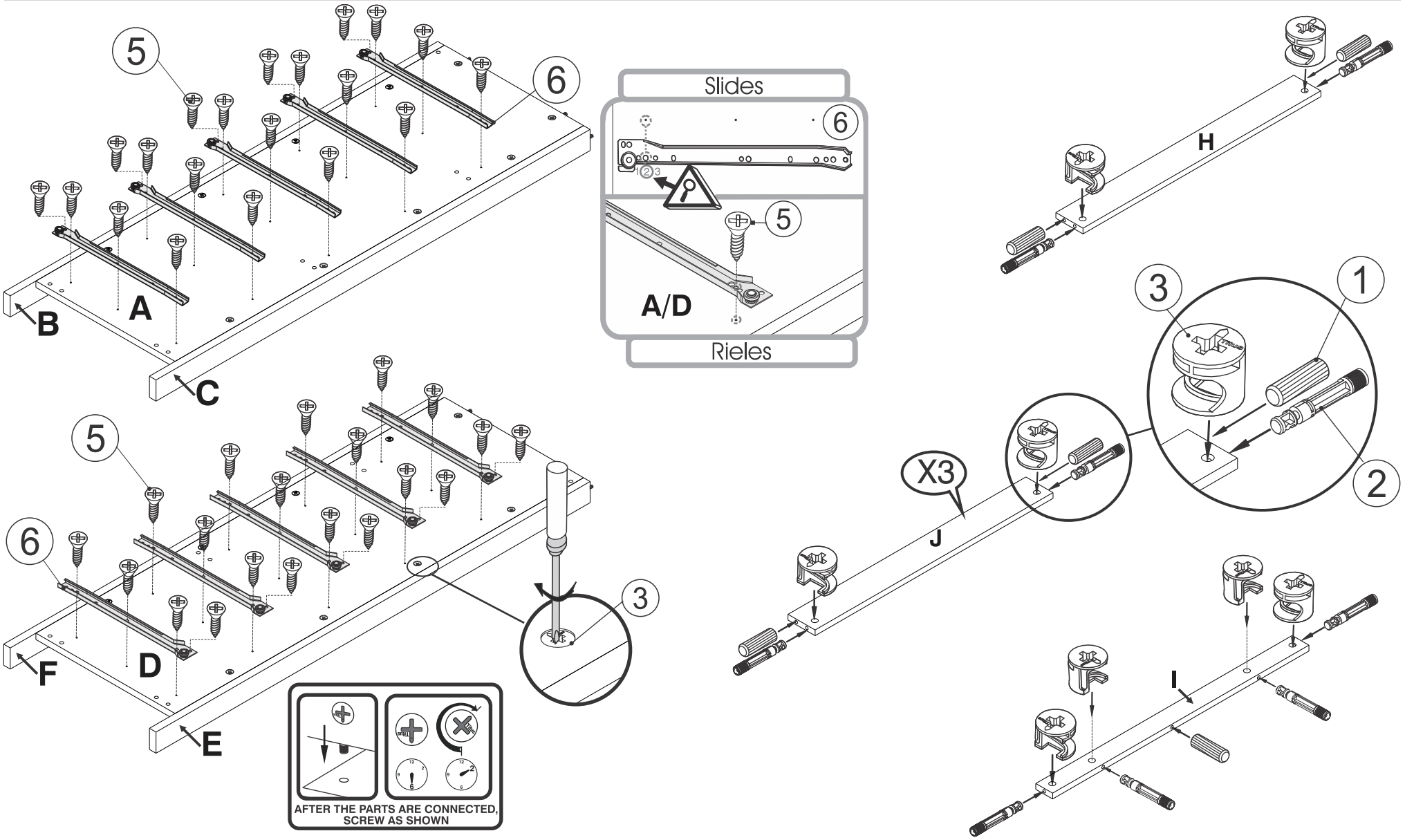

1 WOODEN DOWELS/ TARUGOS MADERA (1 3/16" 30 mm)	X 9	
2 CAM STUDS/ PERNOS	X 12	
3 CAMS LOCKS/ TUERCAS	X 12	
5 SLIDE SCREWS/ TORNILLO RIELES (1/4" 6 mm; 1/2" 12.5 mm)	X 40	
6 SLIDES/ RIELES	X 10	

FURNITURE ASSEMBLY/
ARMADO DEL MUEBLE

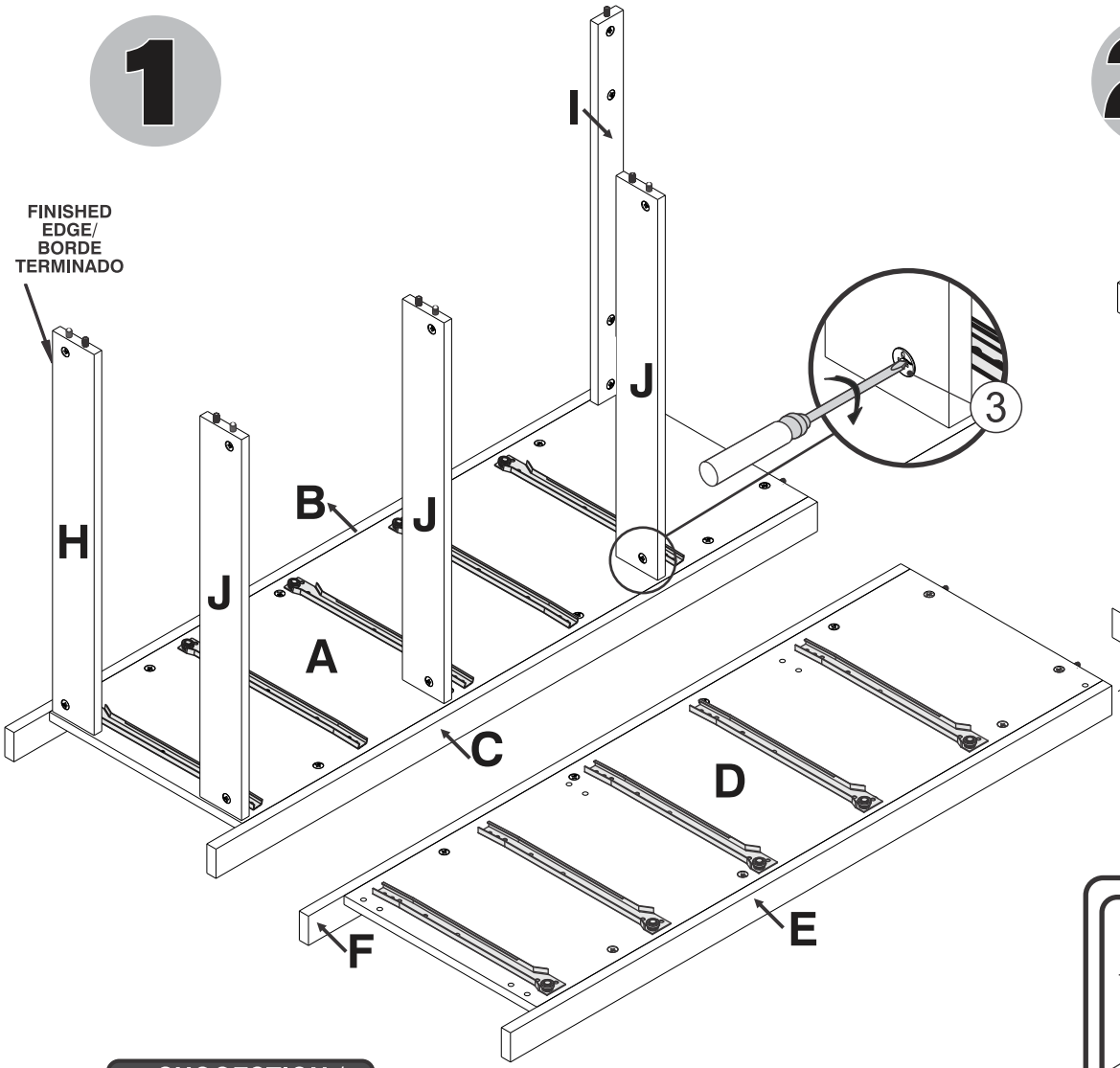

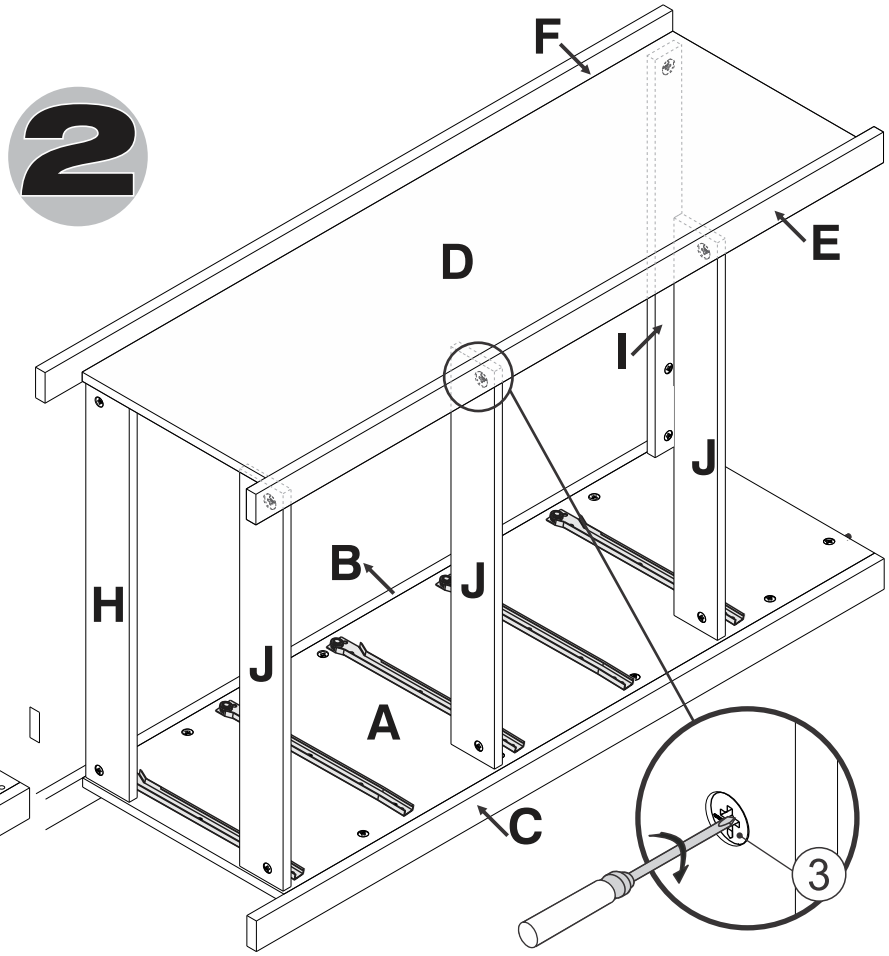



SUGGESTION /

ASSEMBLE ON A FLAT AND CLEAN SURFACE TO AVOID DAMAGES/.
ARME SOBRE UNA SUPERFICIE LIMPIA Y PLANA
PARA EVITAR POSIBLES AVERIAS.

SUGERENCIA

FURNITURE ASSEMBLY/
ARMADO DEL MUEBLE

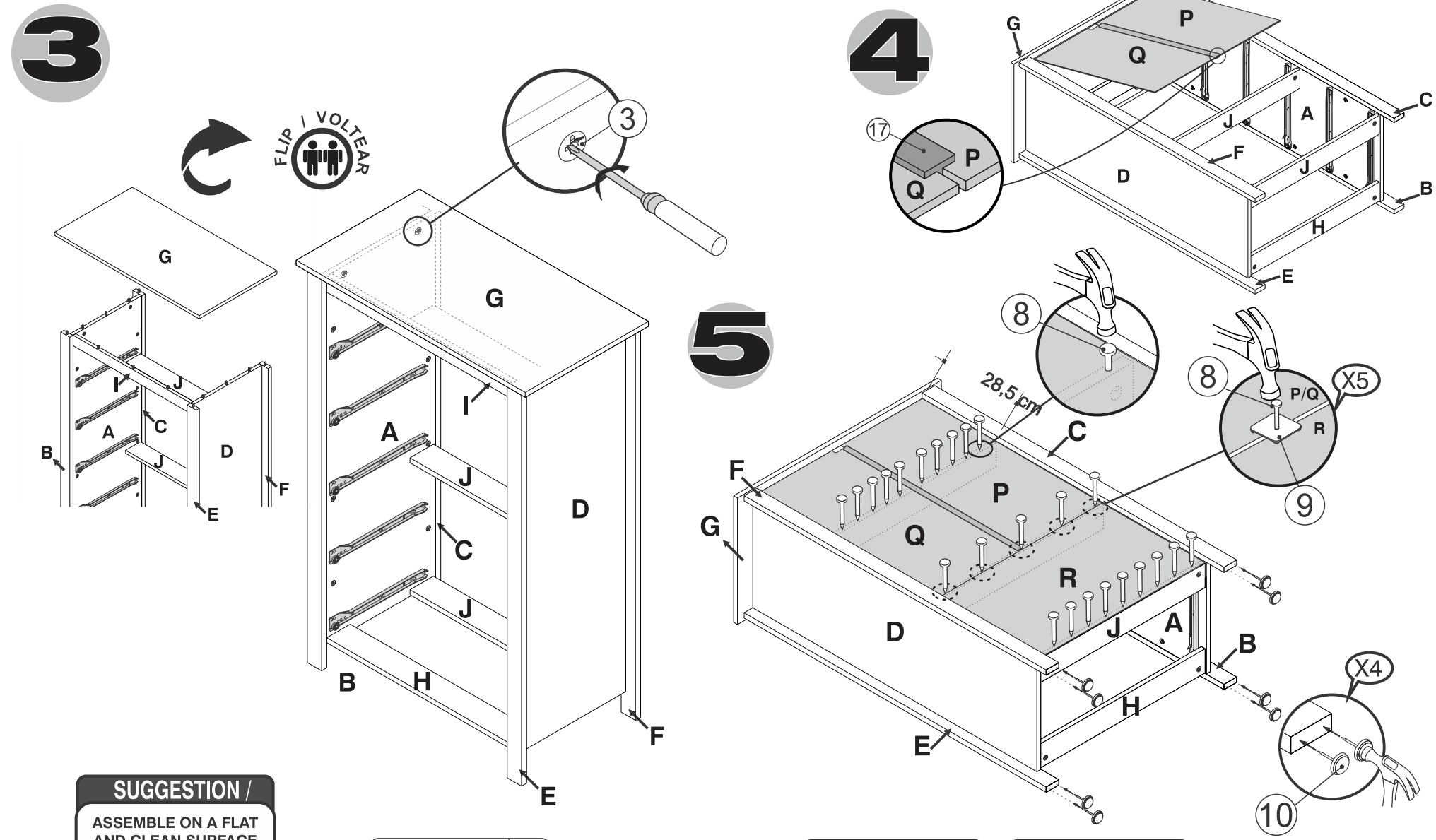

SUGGESTION /

ASSEMBLE ON A FLAT AND CLEAN SURFACE TO AVOID DAMAGES/.
ARME SOBRE UNA SUPERFICIE LIMPIA Y PLANA
PARA EVITAR POSIBLES AVERIAS.

SUGERENCIA

8	NAILS/ PUNTILLAS	X 24
9	STAR WASHERS/ ARANDELA	X 5
10	GLIDERS / DESLIZADORES	X 8
17	PLASTIC PROFILE/ BISEL PLÁSTICO	X 1

RUBBER HAMMER/ MARTILLO DE GOMA

6

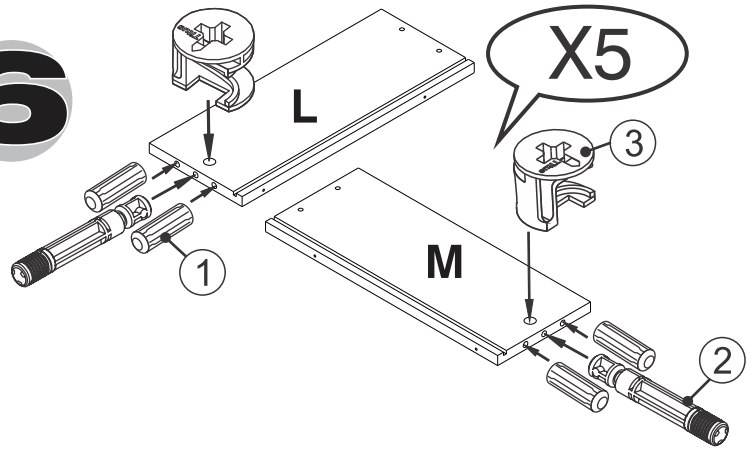

7

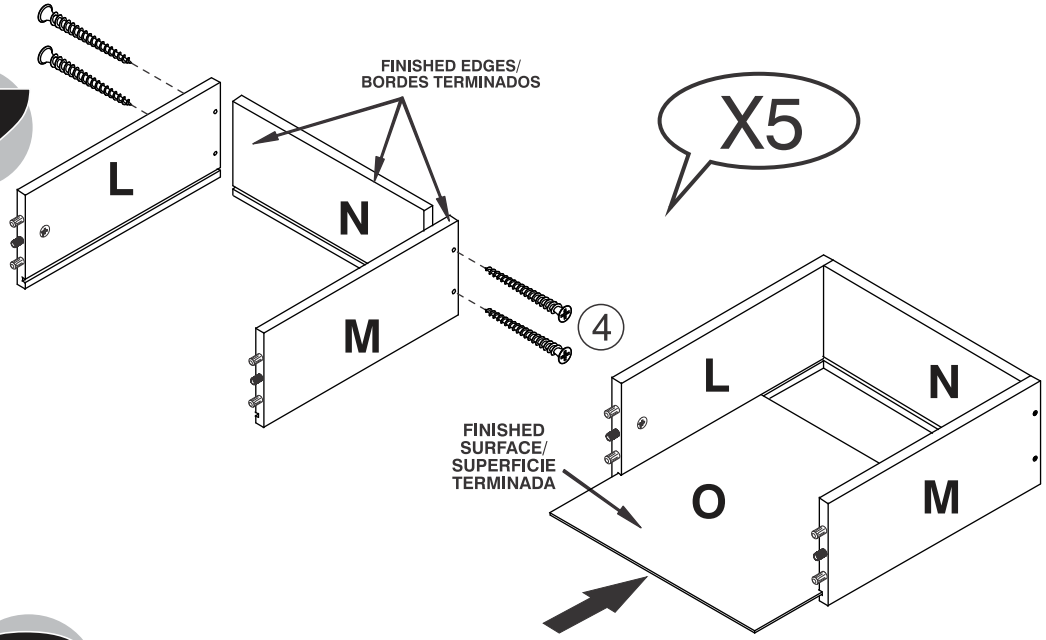

8

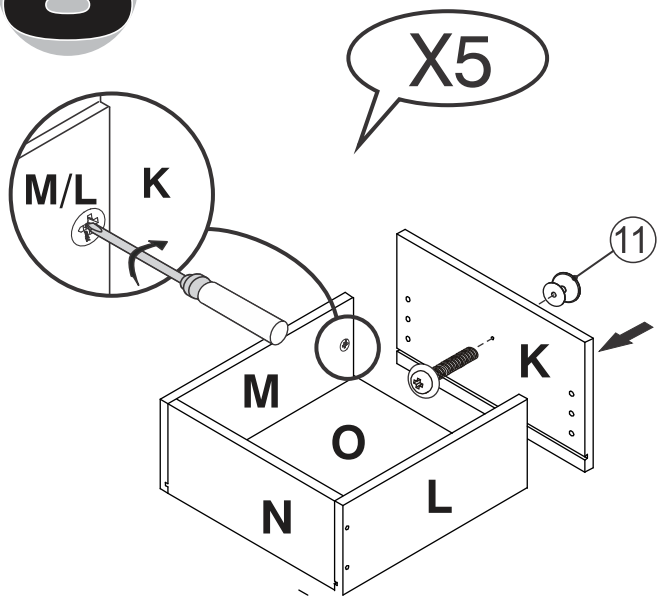

9

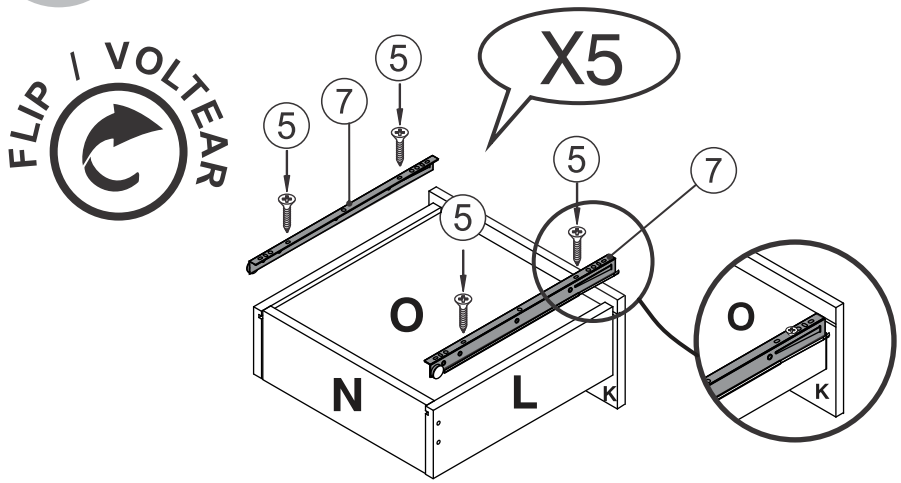

1 WOODEN DOWELS/ TARUGOS MADERA	1 3/16" 30 mm	X 20
2 CAM STUDS/ PERNOS		X 10
3 CAMS LOCKS/ TUERCAS		X 10
4 BLACK SCREWS/ TORNILLO NEGRO	2" 50.8 mm	X 20
11 KNOB AND SCREW/ BOTÓN Y TORNILLO		X 5
5 SLIDE SCREWS/ TORNILLO RIELES	1/4" 6 mm; 1/2" 12.5 mm	X 20
7 SLIDES/ RIELES		X 10

For the use of this type of anchor, the walls must be made of solid concrete and brick. If not, contact your nearest hardware store./

Para el uso de este chazo de anclaje las paredes deben ser solidas, de cemento y ladrillo. Si no, contáctese con su ferretería más cercana.

10

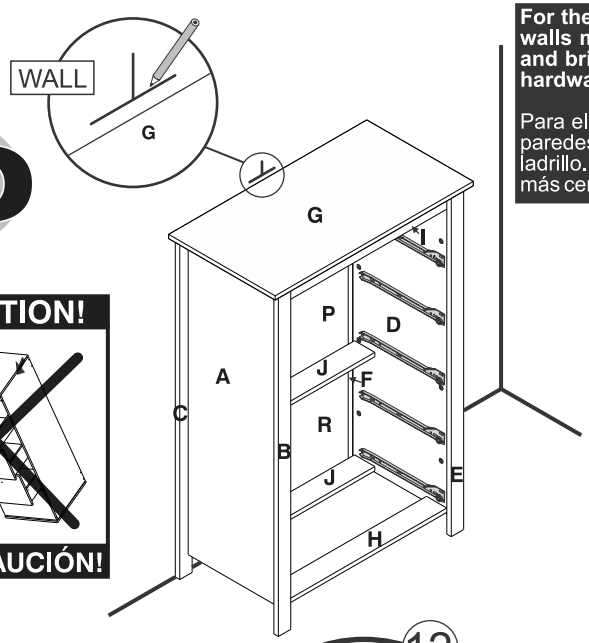

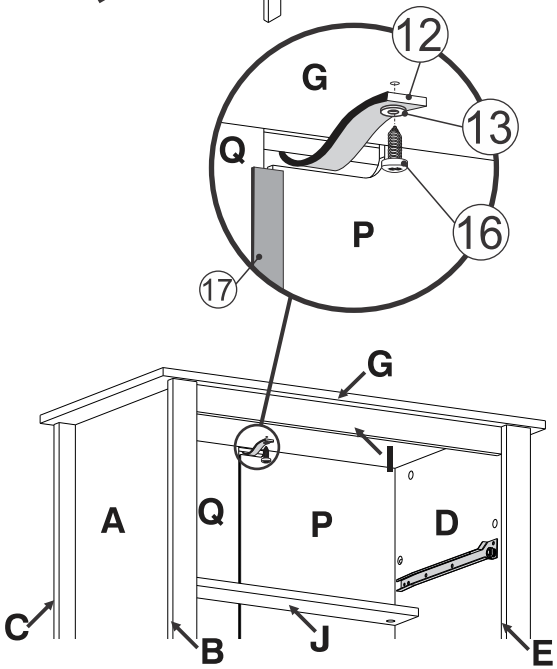

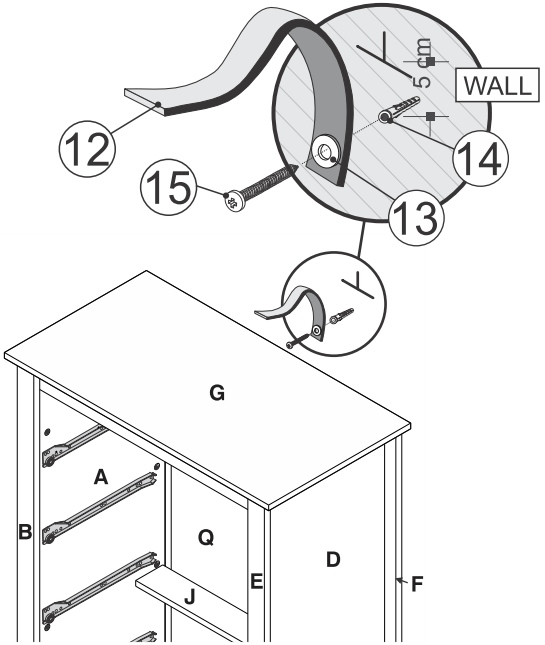

11

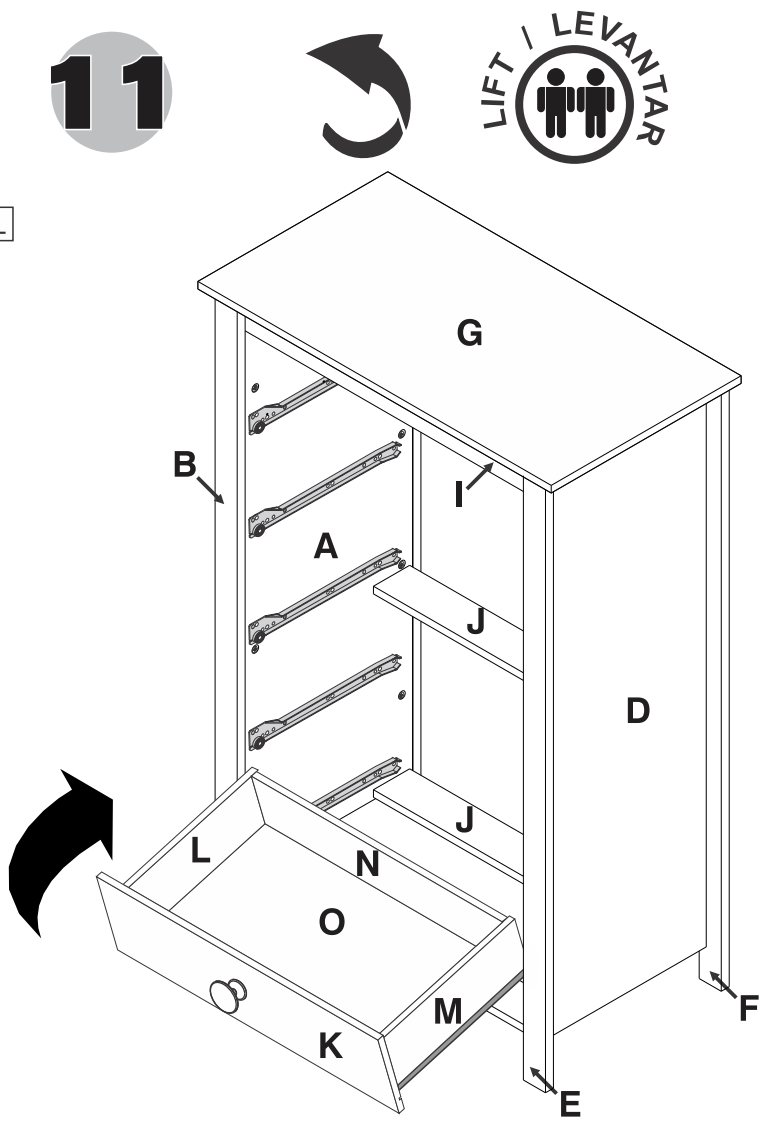

12 ANTI TOPPLE/ ANTI VUELCO	13 METAL WASHER/ ARANDELA METÁLICA	14 WALL ANCHOR/ CHAZO PARED	15 SCREW WALL ANCHOR/ TORNILLO ANCLAJE CHAZO	16 SCREW/ TORNILLO
	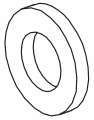		2” 50 mm	5/8” 15.9 mm
X 1	X 2	X 1	X 1	X 1