

Download EventBank App in App Store or Google Play

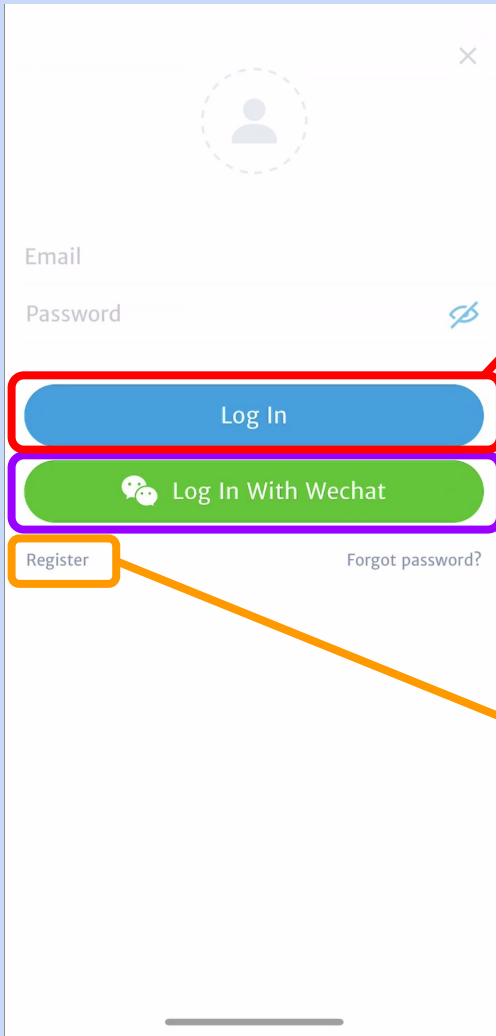


Download on the
App Store



GET IT ON
Google Play

Open the app and register for a personal account



The image shows the login and registration interface of the EventBank app. At the top, there is a profile icon placeholder (a dashed circle with a person silhouette) and a close button (an 'x'). Below this are input fields for 'Email' and 'Password'. The 'Password' field has a toggle icon (an eye) to its right. There are three main buttons: a blue 'Log In' button, a green 'Log In With Wechat' button with a Wechat icon, and an orange 'Register' button. A 'Forgot password?' link is located to the right of the 'Register' button. Colored boxes and arrows highlight the 'Log In' button (red), 'Log In With Wechat' button (purple), and 'Register' button (orange), with corresponding instructions in blue text.

Email

Password

Log In

Log In With Wechat

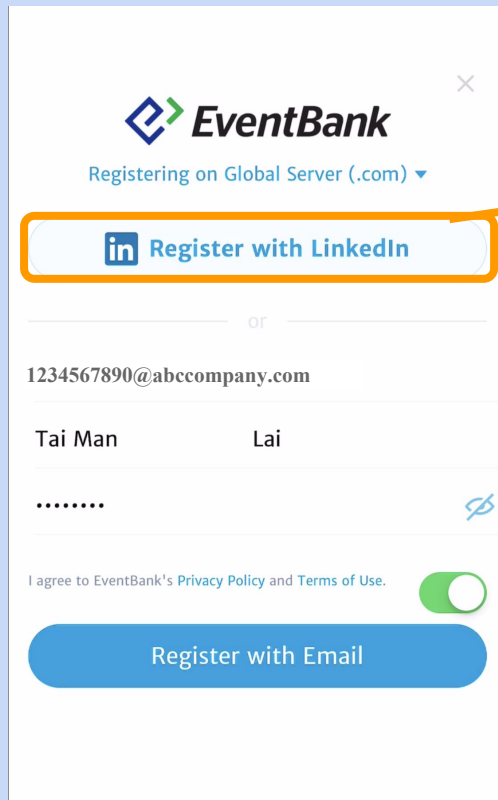
Register

[Forgot password?](#)

Log in if you have an EventBank account already

Log in if you have a wechat account

Register if you are the first time using EventBank



EventBank

Registering on Global Server (.com) ▼

Register with LinkedIn

or

1234567890@abccompany.com

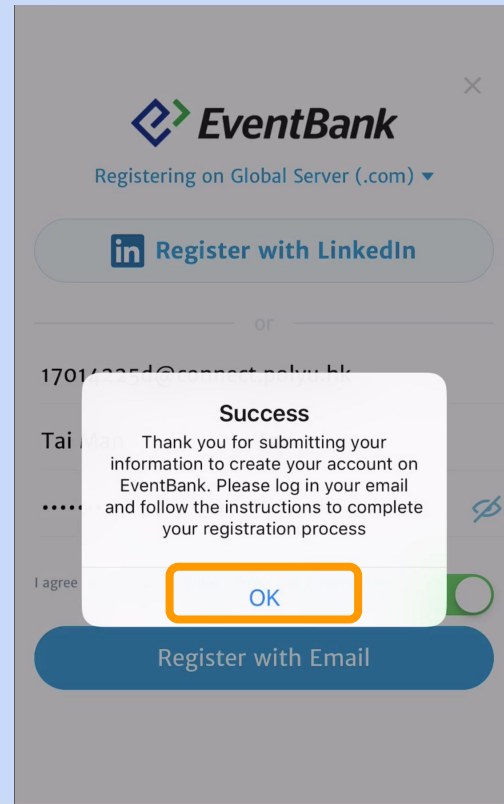
Tai Man Lai

.....

I agree to EventBank's [Privacy Policy](#) and [Terms of Use](#). ☒

Register with Email

Register if you have a LinkedIn account



EventBank

Registering on Global Server (.com) ▼

Register with LinkedIn

or

17012345@connect.polyu.hk

Tai Man

.....

I agree to EventBank's [Privacy Policy](#) and [Terms of Use](#). ☒

Success

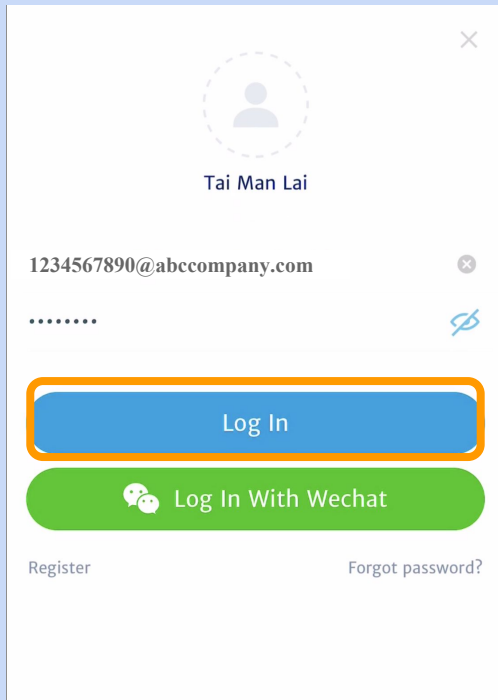
Thank you for submitting your information to create your account on EventBank. Please log in your email and follow the instructions to complete your registration process

OK

Register with Email

Fill in your personal particulars

Press “OK” after registering with email




Tai Man Lai

1234567890@abccompany.com

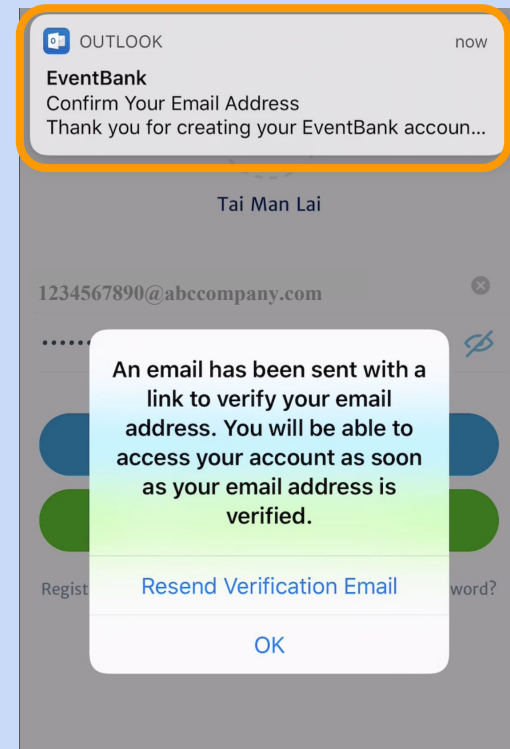
.....

Log In

 Log In With Wechat

Register Forgot password?

Log in the account with your email and password



OUTLOOK now

EventBank
Confirm Your Email Address
Thank you for creating your EventBank account...

Tai Man Lai

1234567890@abccompany.com

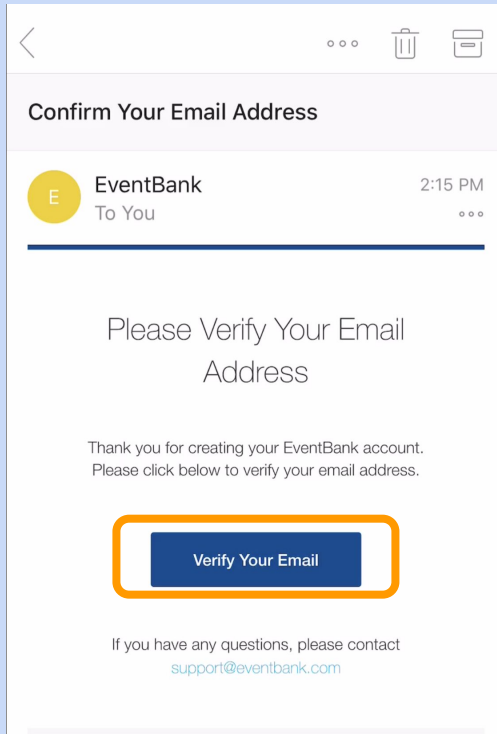
.....

An email has been sent with a link to verify your email address. You will be able to access your account as soon as your email address is verified.

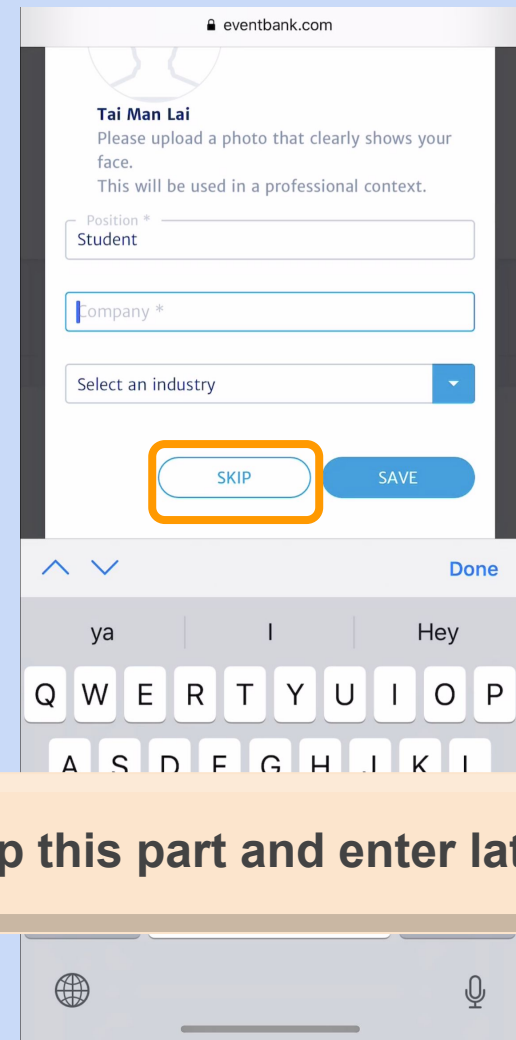
[Resend Verification Email](#)

OK

Verified your email address with the link provided in the confirmation email



Open the confirmation email and verify the email address



Skip this part and enter later

eventbank.com

My Profile

Profile Photo

Profile Photo placeholder with a red dashed border and a red warning message: "Uploading an image is mandatory. This will be used in a professional context." Below the placeholder is a button labeled "Change Profile Photo".

Contact Information

Please complete all required fields.

First Name *
Tai Man

Upload a profile photo and enter your personal particulars

eventbank.com

My Profile

Update with LinkedIn

First Name *
Tai Man

Last Name *
Lai

Phone *
+852

Address

City

Postal Code/Zip Code

Province/State

Select a country/region

eventbank.com

Occupation

Position *

Company *

Select an industry

Linked Accounts

eventbank.com

My Profile

Occupation:

Position *
Student

Company Name *
Polyu

Industry
Hospitality

Linked Accounts

You can link your LinkedIn to easier update your information and login quicker.

LinkedIn Profile Not Linked

LINK

SAVE

Save all your changes and make sure your profile has been saved

Linked Accounts

You can link your LinkedIn to easier update your information and login quicker.

LinkedIn Profile Not Linked


LINK


✓ Your profile has been saved.



Open the app and log into your personal account

Asia Pacific + EURO
CHRIE
Cum 4th Global Tourism & Hospitality Conference
HK2019






Tai Man Lai

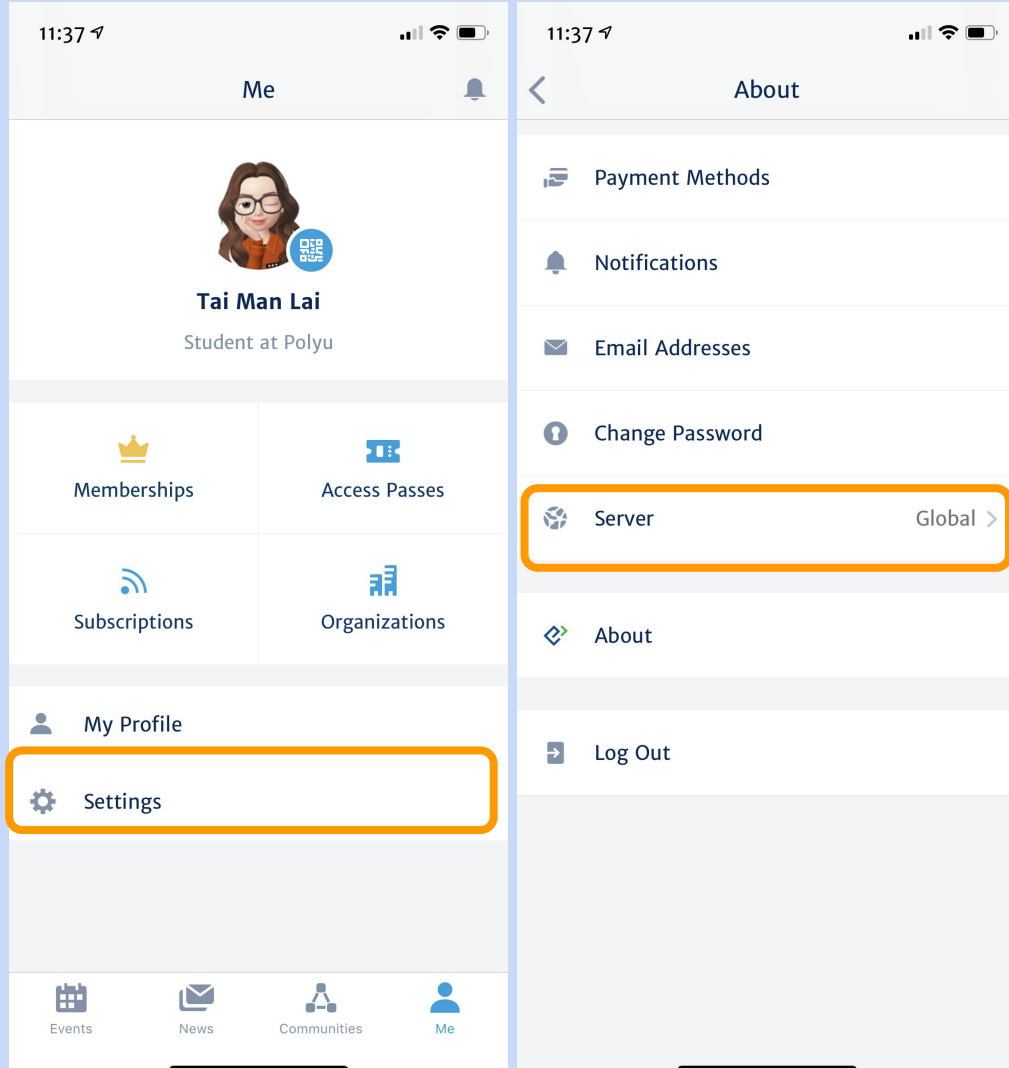
1234567890@abccompany.com

.....

Log In

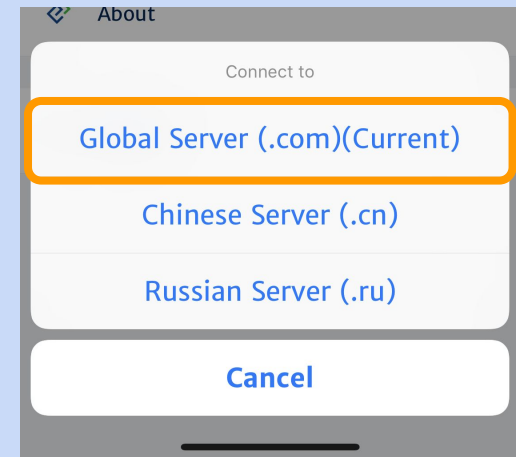
 Log In With Wechat

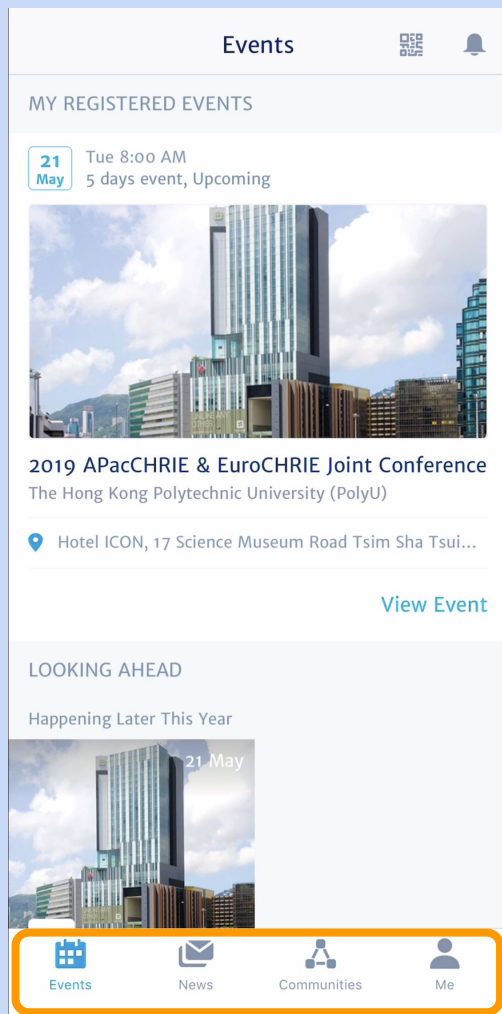
[Register](#)[Forgot password?](#)



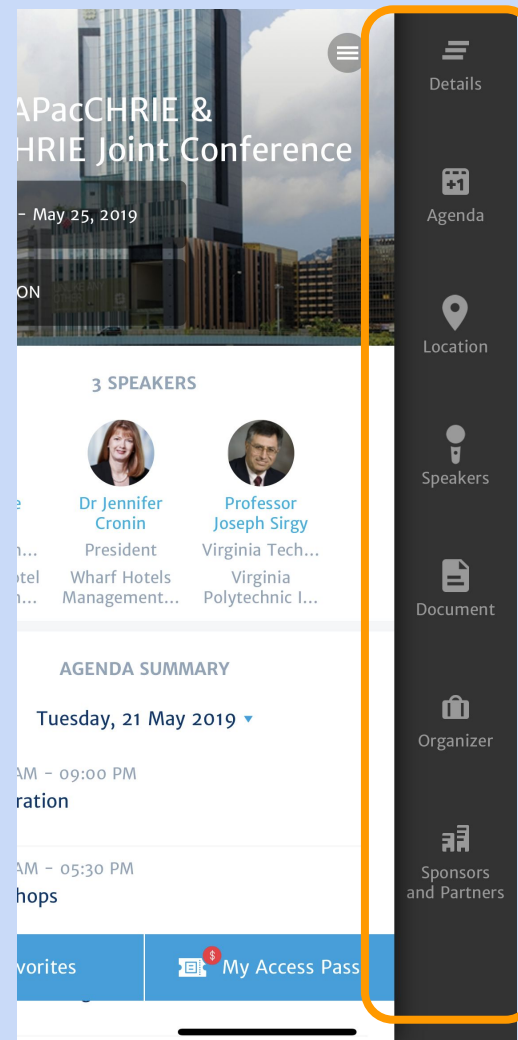
**Set the server to
“Global Server (.com)”**

*Server must be set to
“Global Server (.com)”*





You can search for all event details
at the “Events” sector



All the event details are shown in the app

Event details, speakers and agenda are shown in the app