

SAN JOSÉ

HOMELESS CENSUS & SURVEY

EXECUTIVE SUMMARY 2015

Every two years in January, communities across the country conduct comprehensive counts of their homeless population to gain a better understanding of the individuals who are currently experiencing homelessness, and to apply for federal funding for homeless programs.

The 2015 San José Point-In-Time Count was a community-wide effort conducted on January 27th and 28th, 2015. In the weeks following the street count, a survey was administered to 626 unsheltered and sheltered homeless individuals, in order to profile their experience and characteristics.

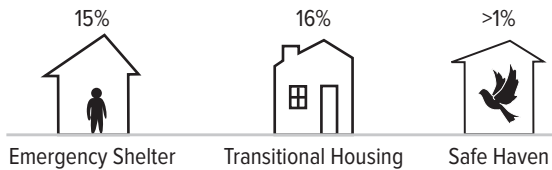
HOMELESS CENSUS ELEVEN-YEAR TREND



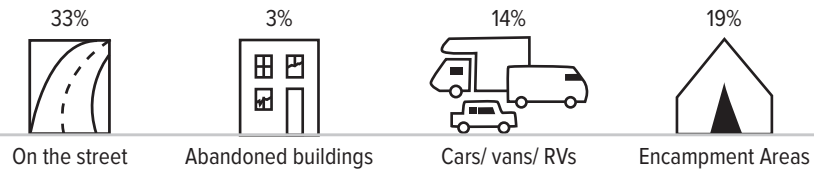
TOTAL NUMBER OF HOMELESS INDIVIDUALS ENUMERATED DURING THE 2015 POINT-IN-TIME HOMELESS CENSUS



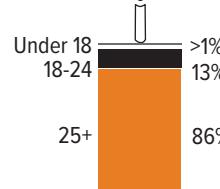
SHELTERED INCLUDES:



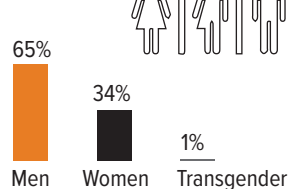
UNSHeltered INCLUDES:



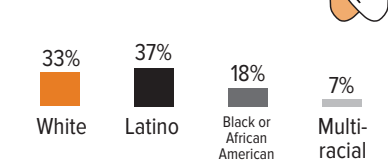
AGE



GENDER



RACE/ETHNICITY (TOP 4 RESPONSES)



FOSTER CARE (respondents that have ever been in the system)

18%

DOMESTIC VIOLENCE (currently experiencing)

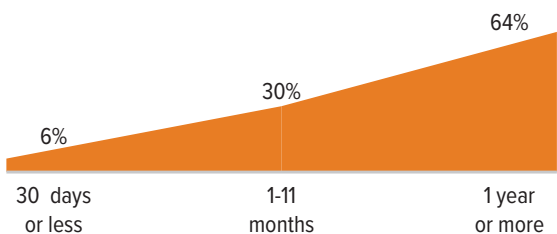
3% of individuals

FIRST TIME HOMELESSNESS



51% of those experiencing homelessness for the first time had been homeless for one year or more

DURATION OF HOMELESSNESS

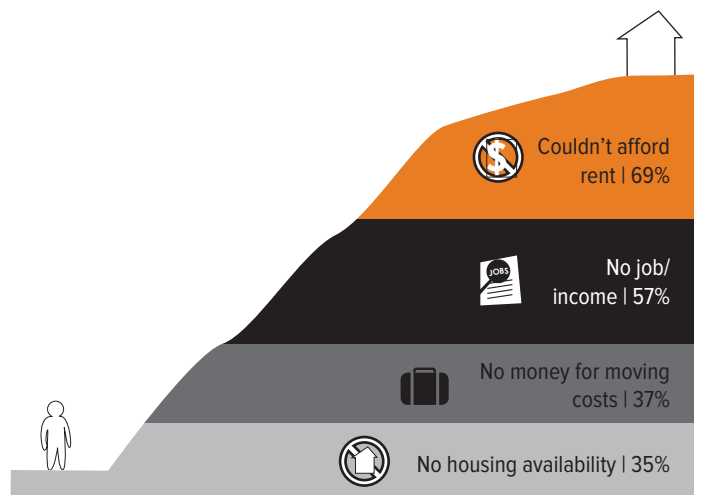


OBSTACLES TO OBTAINING PERMANENT HOUSING

92%

of survey respondents said YES when asked if they would want affordable permanent housing were it available.

YES!



What is a health condition?

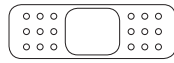
A health condition is defined here as a physical disability, mental illness, chronic depression, alcohol or drug abuse, chronic health problems, HIV/AIDS, Post-traumatic Stress Disorder (PTSD), or a developmental disability.

65% of survey respondents reported a health condition.

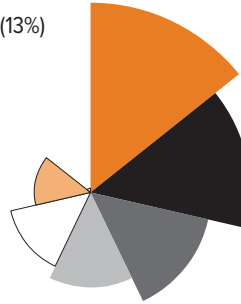


HEALTH CONDITIONS

- Drug or alcohol abuse (44%)
- Psychiatric or emotional conditions (37%)
- Physical disability (28%)
- Post-Traumatic Stress Disorder (PTSD) (22%)
- Chronic health problems (19%)
- Traumatic brain injury (13%)
- AIDS/HIV related (1%)




Note: Multiple response question, numbers will not total to 100%.



INCARCERATION

32% spent at least 1 or more nights in jail or prison in the past 12 months.



INCOME



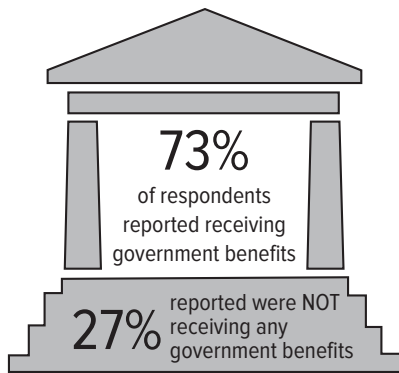
is the amount that 61% of respondents reported as their total monthly income.

PREVENTION

34% responded that employment assistance might have prevented them from becoming homeless.



SERVICES AND ASSISTANCE



Reasons for NOT receiving government services (Top 3 Responses)



No permanent address



Don't think they are eligible



Don't want government assistance

Services/assistance currently being utilized (Top 3 Responses)



Food Stamps



General Assistance



Medi-Cal/Medicare

SUBPOPULATION DATA

CHRONICALLY HOMELESS



Sheltered	Unsheltered
13%	87%
1,398 Individuals	
50%	50%
4 Families with 11 Family Members	

An adult with a disabling condition or a family with at least one adult member with a disabling condition who:

- » Has been continuously homeless for 1 year or more and/or;
- » Has experienced 4 or more episodes of homelessness within the past 3 years.

VETERANS



Sheltered	Unsheltered
52%	48%
498 Individuals	
100%	0%
2 Families with 6 Family Members (2 Veterans)	

Veterans are persons who have served on active duty in the Armed Forces of the United States. This does not include inactive military reserves or the National Guard unless the person was called up to active duty.

FAMILIES



Sheltered	Unsheltered
97%	3%
121 Families with 388 Family Members	

A household with at least one adult member (persons 18 or older) and at least one child member (persons under 18).

UNACCOMPANIED CHILDREN



Sheltered	Unsheltered
6%	94%
32 Individuals	

"Unaccompanied Children" are children under the age of 18 who are homeless and living independent of a parent or legal guardian.

TRANSITION-AGE YOUTH



Sheltered	Unsheltered
13%	87%
503 Individuals	

Homeless youth are defined as individuals between the ages of 18 and 24 years old.

PARENTING TRANSITION-AGE YOUTH



Sheltered	Unsheltered
86%	14%
21 Families with 51 People	

A youth who identifies as the parent or legal guardian of one or more children who are present with or sleeping in the same place as that youth parent, where there is no person over age 24 in the household.

SUMMARY

These data provide a snapshot of those experiencing homelessness in San José on January 27 and 28, 2015. It provides a basic estimation of the number and characteristics of those experiencing homelessness on any given night in order to inform future service planning and provisioning efforts.