

## THE OPTIMUM SERVO DRIVE WITH DESCH PLANETARY GEARBOXES



## The right drive for every servo press

The right torque converter is required to leverage the full potential of the servo motor and to generate the torque needed for the metal forming process. DESCH offers a wide range of drive

concepts with planetary gearboxes with the requisite ratios and torque ratings. This gives rise to the optimum mechanical and electrical drive configuration.


## For large quantities for small to medium press forces:

### Servox® E

Torque range from 10 kNm to 250 kNm

Gear ratios 4 - 6

Special executions up to 10



The Servox® E standard drive is equipped with a hydraulically released safety brake on the gear input shaft. The planetary gearbox in tried-and-tested DESCH quality follows in direction of the eccentric shaft.

Standard gearboxes are available with a ratio of 4 to 6 and cover a torque range from 10 to 250 kNm. Servo motors with a torque range of 1.7 to 40 kNm are used as the drive. These compact drives offer press manufacturers an extremely simple installation option for the entire servo drive train. What's more, a separate safety brake does not have to be installed on the opposite end of the eccentric shaft. For many existing press stand designs, it is beneficial that the connecting dimensions for an existing flywheel drive match the connections of standard Servox® E gearboxes so they can be exchanged without having to make any changes to the machine frame. This means that the new drive technology can also be adapted to suit older machines. Standard Servox® E drives are also ideal for applications where an existing gear stage is to be driven in the press head.

## For strong press forces or fast servo motors

What's more, a separate safety brake does not have to be installed on the opposite end of the eccentric shaft. For many existing press stand designs, it is beneficial that the connecting dimensions for an existing flywheel drive match the connections of

standard Servox® E gearboxes so they can be exchanged without having to make any changes to the machine frame. This means that the new drive technology can also be adapted to suit older machines.

### Servox® SP


Torque range from 10 kNm to 150 kNm

Gear ratios 12 - 20

### Servox® Z

Torque range from 40 kNm to 2.000 kNm

Gear ratios 4 - 48



Servox® SP drive has a modified planetary gearbox and enables medium gear ratios of between 12 and 20 in coaxial arrangement. And yet the drive is only a little bit longer than a standard planetary gearbox with a similar output. These drives can be designed cost-effectively up to torque ratings of 150 kNm.

A two-stage Servox® Z drive is available for even higher ratios and a coaxial design. Based on the standard Servox® E drive, a second planetary gear is flange-mounted on the output of the first gear stage, enabling maximum torque ratings of up to 2.000 kNm and ratios of more than  $i = 65$ . The desired output speed and the torque and speed of the available servo motors are key.

## Flexible solution for high torques


A further drive version Servox® DS, offers the greatest flexibility in terms of output torque, gear ratio range and motor variation. In this case, the output torque is transmitted via planetary gearing. Depending on the geometric conditions, between two and four servo motors can produce the drive on the input side.

Flexible combination of the gear ratio and the number of motors gives rise to a broad range of applications, providing customers with the drive solution best suited to their requirements. The gear ratios range from 4 to around 48.

### Servox® DS

Torque range from 25 kNm to 2.000 kNm and more

Gear ratios 4 - 48

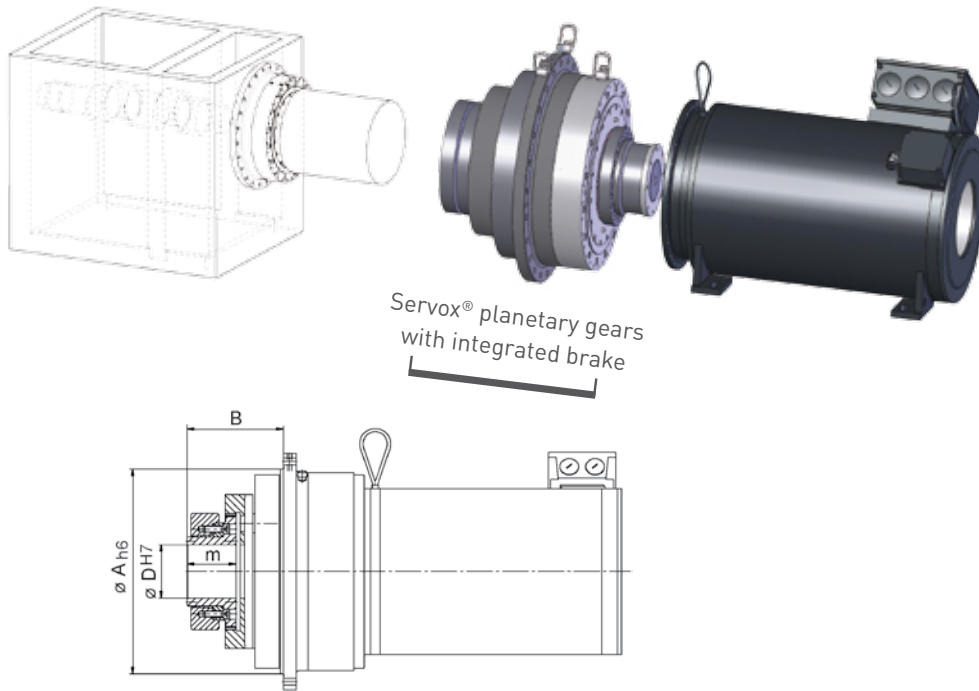


## Benefits:

- Low moments of inertia => shortens cycle times and increases productivity.
- A high power density makes for compact dimensions with high torque ratings, which in turn facilitates installation in both new and existing machinery.
- Broad range of experience in the construction of drives for cutting and forming tools, particularly in the area of press drive technology. DESCH is an innovative manufacturer who solves your drive problems with sound design, production and testing expertise.
- No additional safety brake necessary
- Same connection dimensions for ratio 4 and 6
- Robustness and a long service life contribute to high machine availability.
- Precise manufacturing gives rise to smooth and quiet running, high efficiency and, therefore, lower energy consumption.
- Over 60 years experience in constructing planetary gears and brakes.

## DESCH Servox® planetary gearbox

Type E with integrated safety brake



Size	10	16	25	40	63	100	160	250
Output torque Nm	10 000	16 000	25 000	40 000	63 000	100 000	160 000	250 000
Ratio i	3.86 5.88	3.86 5.88	3.86 5.88	3.86 5.88	3.86 5.88	3.86 5.88	3.86 5.88	3.86 5.88
A h6 mm	340	430	510	580	650	730	820	1050
B mm	172	165	200	242	305	345	382	495
D H7 mm	85	120	130	150	170	190	220	260

## Other products for press drives

- Lutex® LKB, LS - Pneumatically actuated clutch/brake combination with high torque at small dimensions
- Lutex® HKB, HKBT - Hydraulically actuated clutch/brake combination: separate clutch - separate brake
- DESCH Complete Press Drive KA - Complete press drives. (either hydraulically or pneumatically operated) together with planetary gearbox and flywheel
- DESCH Complete Press Drive KAS - Complete press drives with hydraulically actuated clutch and brake, with planetary gearbox, flywheel and additionally with an engageable gear step
- DESCH Complete Press Drive KAE - Complete press drives with planetary gearbox, pneumatically or hydraulically actuated clutch/brake combination and a flywheel. KAE with integrated torque motor inside of the flywheel
- Further components - Quick exhaust module, crankshafts, flywheels, pulleys, hydraulic power units and accessories
- Customised solutions on request!



**瑞峯貿易股份有限公司 台北總公司**  
台灣台北縣三重市興德路 82 號 13 樓  
Tel: +886.2.8511.0778  
Fax: +886.2.8511.0876(7)

**瑞峯貿易股份有限公司 台中分公司**  
台灣台中市西屯區大安西街 2 號  
Tel: +886.4.2310.0488  
Fax: +886.4.2310.2488

**立峰(上海)商貿有限公司 上海分公司**  
上海市徐匯區宜山路 889 號 4 號樓  
5 樓 D 單元 (齊來科技服務園區)  
Tel: +8621.6485.1772  
Tel: +8621.6121.3052 (53) (55)  
Fax: +8621.6485.1702

[www.GOSUIHONG.com](http://www.GOSUIHONG.com)