

— EST. 1987 —

DATE:03/14/2019

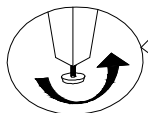
# AHB

HOME FURNITURE COLLECTIONS

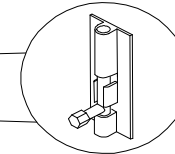
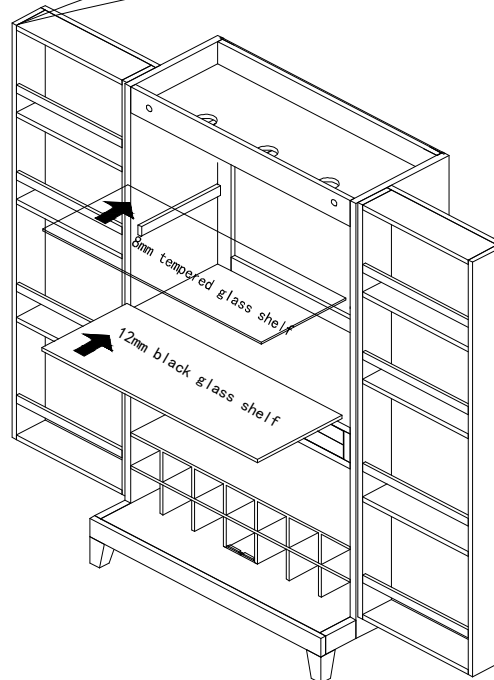
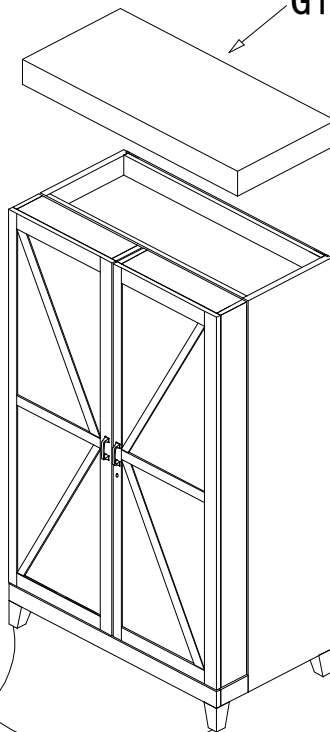
ASSEMBLY INSTRUCTIONS

BRISTOL WINE AND SPIRIT BAR

Glass Shelves Pack



Adjustable Levelers



## Slide bolt lock

1, Please adjust the leveling glides on the underside of the front two legs as needed to ensure the doors close square.

2, 12mm THICKER black glass shelf is to be placed on top of the wood solid shelf surface as shown in the diagram (Lower).

3, 8mm THINNER clear glass shelf is to be used as an upper shelf and placed onto the wood trimmed edge (Upper).

4, DO NOT USE the heavy, thick black glass piece as the upper shelf-it can only be used on top of the wood solid surface.

5, When locking the cabinet, make sure to secure the slide bolt lock into the top of the cabinet once the slide bolt lock is secured, close the right hand door and use the provided keys to turn and latch the front lock.

6, Please note the lights intentionally shut off when the doors are closed.

MADE IN CHINA

DO YOU HAVE A QUESTION CONCERNING YOUR AMERICAN HERITAGE BILLIARDS PRODUCT? PLEASE CONTACT THE RETAILER YOU PURCHASED YOUR FURNITURE FROM TO GET MORE INFORMATION ON THE PRODUCT. IF YOU CANNOT CONTACT THE RETAILER YOU PURCHASED FROM, PLEASE SEND US AN INQUIRY TO OUR WEBSITE AND WE'LL DO OUR BEST TO HELP. THANK YOU FOR YOUR SUPPORT!