



Eton Citix Pedestrians IN-South

Period Analysed: Thursday 01 June 2017 to Monday 26 June 2017



Key Figures

- Total Traffic for the Period Analysed: 39,460
- Daily Average: 1,578
 - Weekdays: 1,557 / Weekend days: 1,624
- Busiest Day of the Week: Saturday
- Busiest Days of the Period Analysed:
 1. Saturday 17 June 2017 (2,297)
 2. Saturday 10 June 2017 (2,024)
 3. Friday 16 June 2017 (1,905)



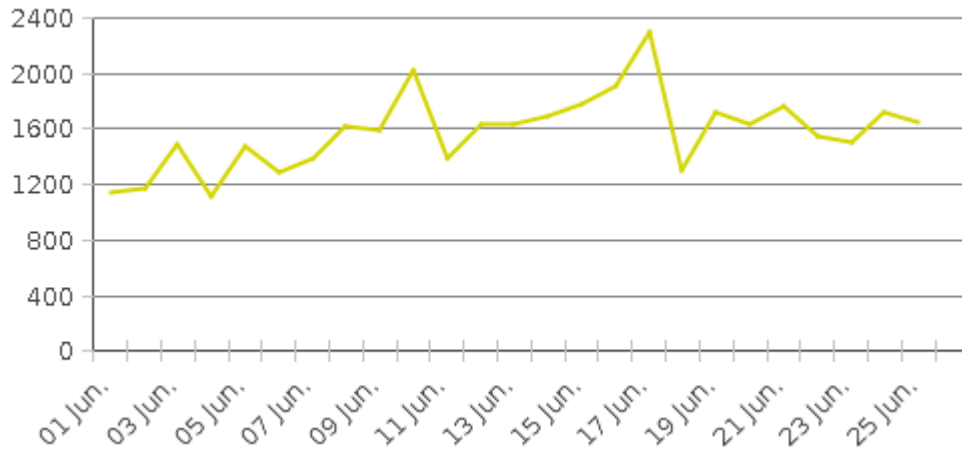


Eton Citix Pedestrians IN-South

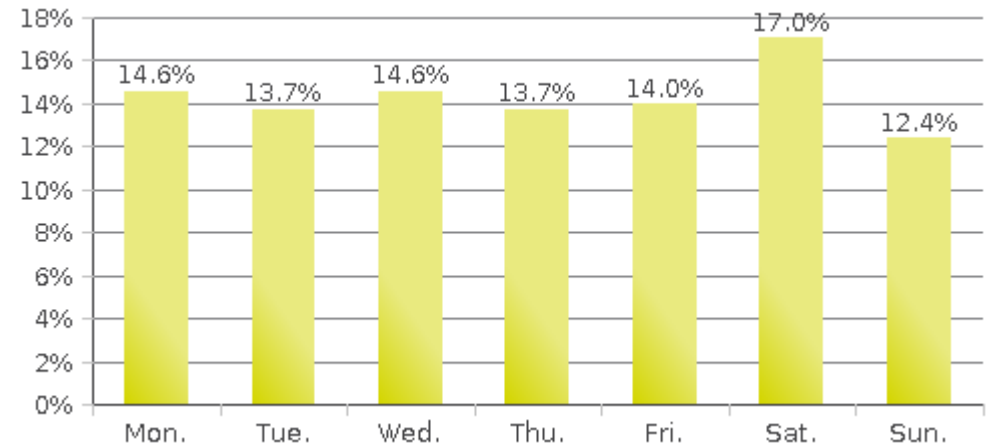
Period Analysed: Thursday 01 June 2017 to Monday 26 June 2017



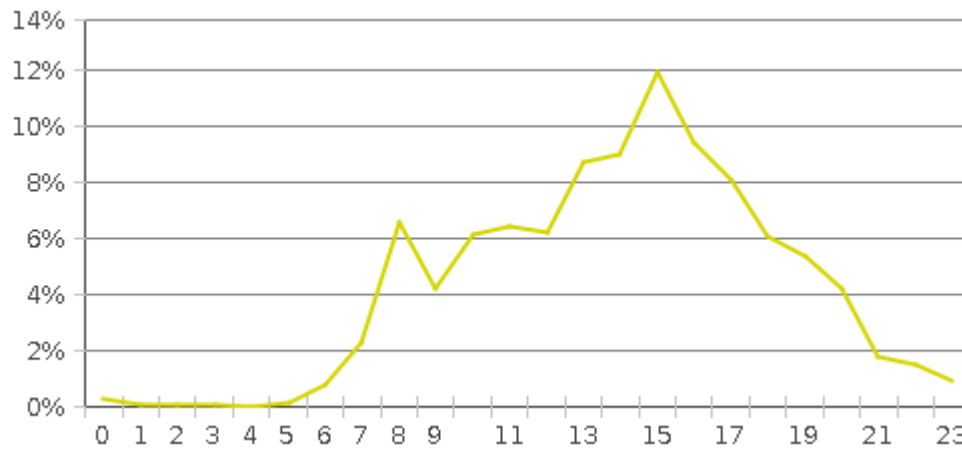
Daily Data



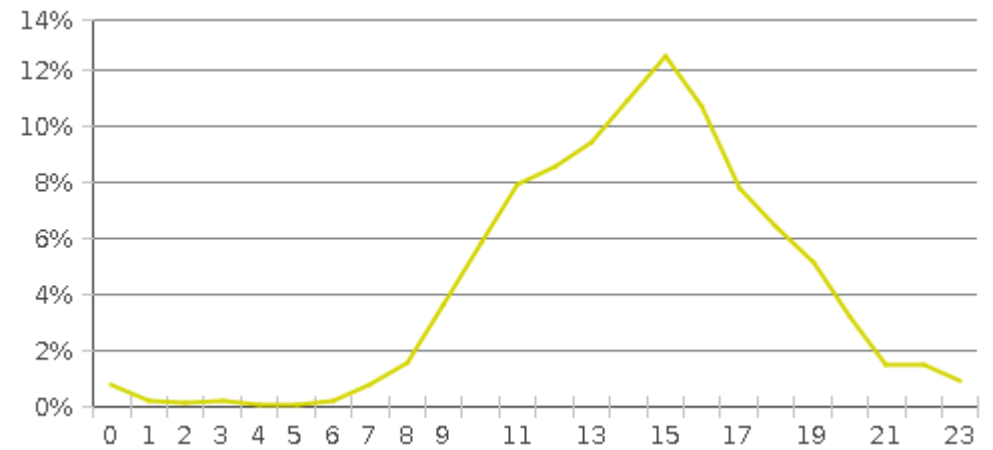
Weekly Profile



Hourly Profile during Weekdays



Hourly Profile during the Weekend





Eton Footbridge Pedestrians SB

Period Analysed: Thursday 01 June 2017 to Monday 26 June 2017



Key Figures

- Total Traffic for the Period Analysed: 130,127
- Daily Average: 5,205
 - Weekdays: 4,440 / Weekend days: 6,831
- Busiest Day of the Week: Saturday
- Busiest Days of the Period Analysed:
 1. Saturday 17 June 2017 (7,934)
 2. Saturday 03 June 2017 (7,834)
 3. Saturday 10 June 2017 (7,288)

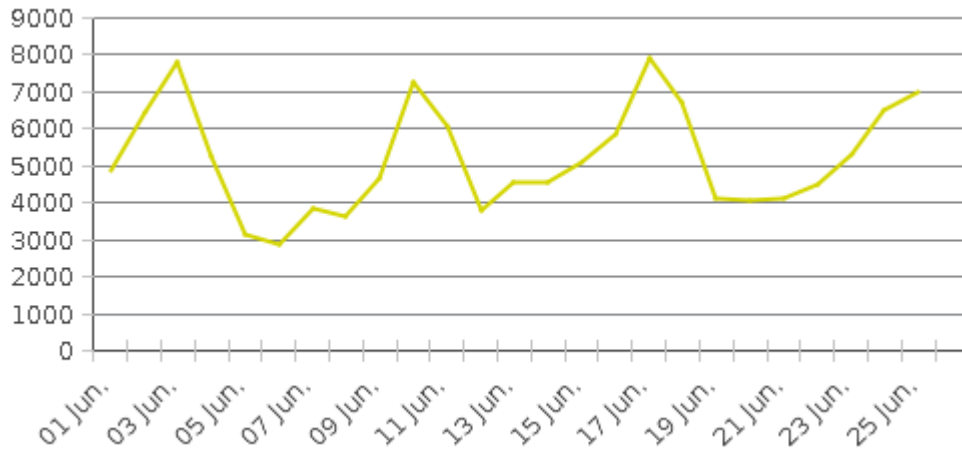


Eton Footbridge Pedestrians SB

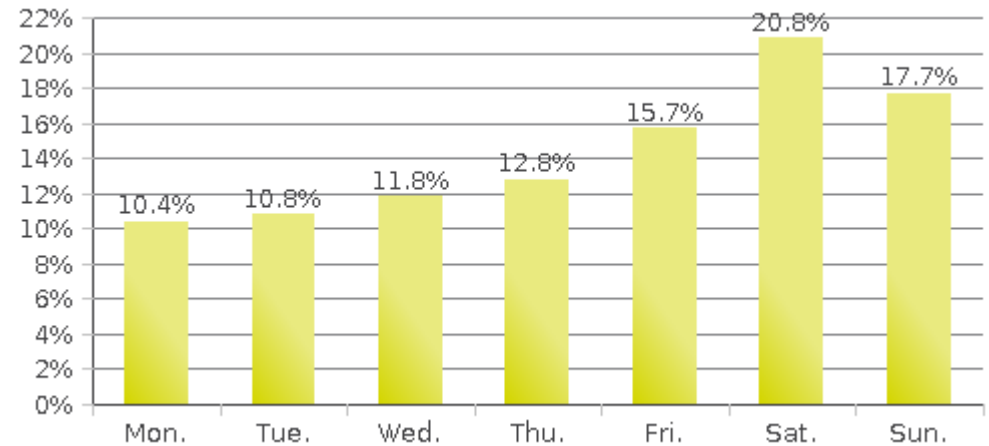
Period Analysed: Thursday 01 June 2017 to Monday 26 June 2017



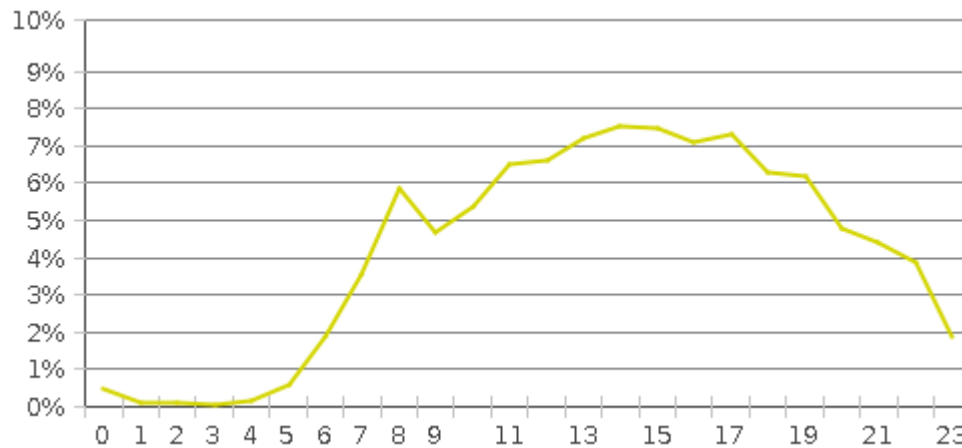
Daily Data



Weekly Profile



Hourly Profile during Weekdays



Hourly Profile during the Weekend

