



Eton Citix

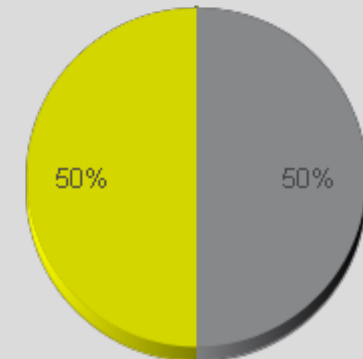
Period Analysed: Monday 01 May 2017 to Wednesday 24 May 2017



Key Figures

- Total Traffic for the Period Analysed: 68,724
- Daily Average: 2,988
 - Weekdays: 2,954 / Weekend days: 3,085
- Busiest Day of the Week: Saturday
- Busiest Days of the Period Analysed:
 1. Saturday 20 May 2017 (3,628)
 2. Saturday 13 May 2017 (3,548)
 3. Sunday 21 May 2017 (3,231)
- Distribution by Direction:

- IN-South: 50%
- OUT-North: 50%



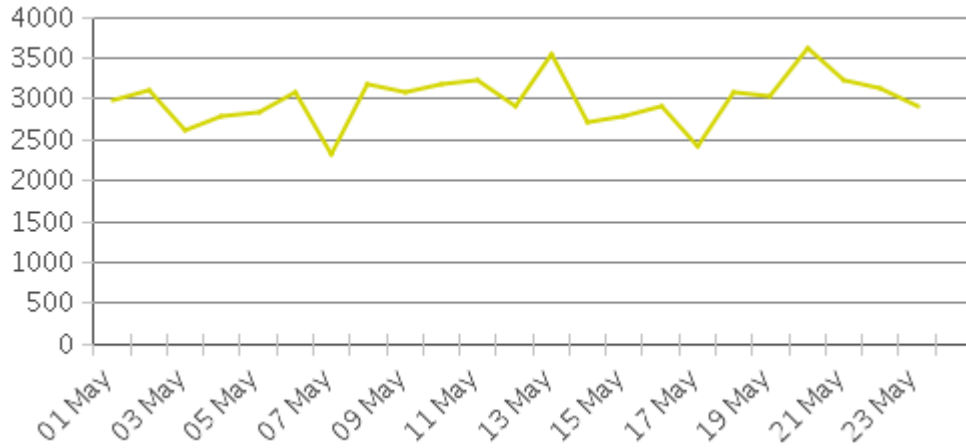


Eton Citix

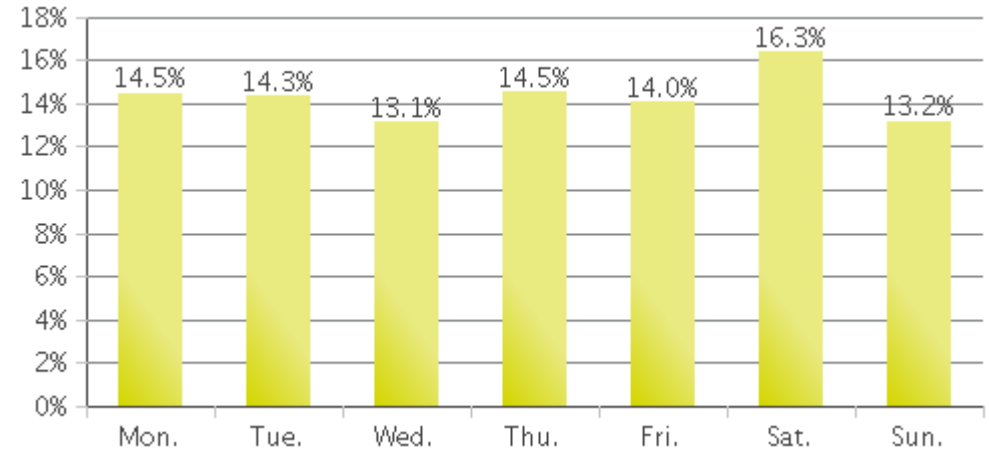
Period Analysed: Monday 01 May 2017 to Wednesday 24 May 2017



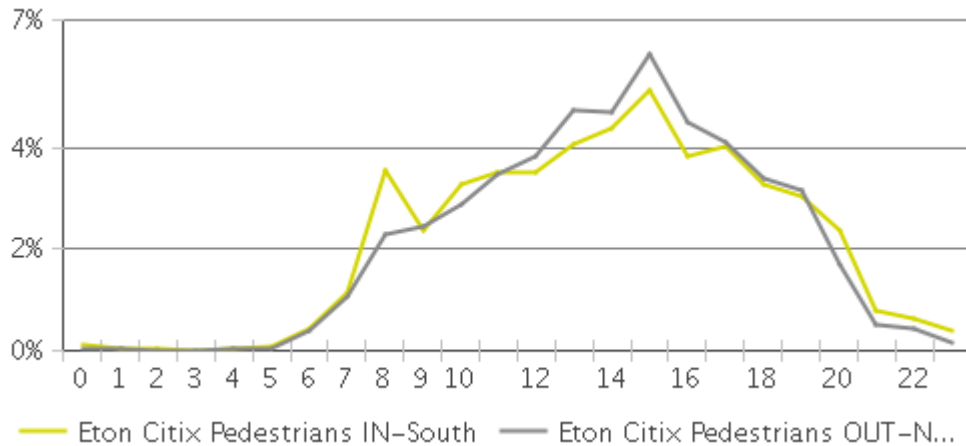
Daily Data



Weekly Profile



Hourly Profile during Weekdays



Hourly Profile during the Weekend





Eton Footbridge

Period Analysed: Monday 01 May 2017 to Wednesday 24 May 2017

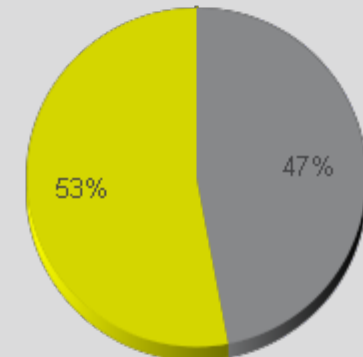


Key Figures

- Total Traffic for the Period Analysed: 193,048
- Daily Average: 8,393
 - Weekdays: 7,143 / Weekend days: 11,936
- Busiest Day of the Week: Sunday
- Busiest Days of the Period Analysed:
 1. Sunday 21 May 2017 (13,470)
 2. Sunday 07 May 2017 (12,074)
 3. Saturday 13 May 2017 (11,875)
- Distribution by Direction:

■ SB: 53%

■ NB: 47%



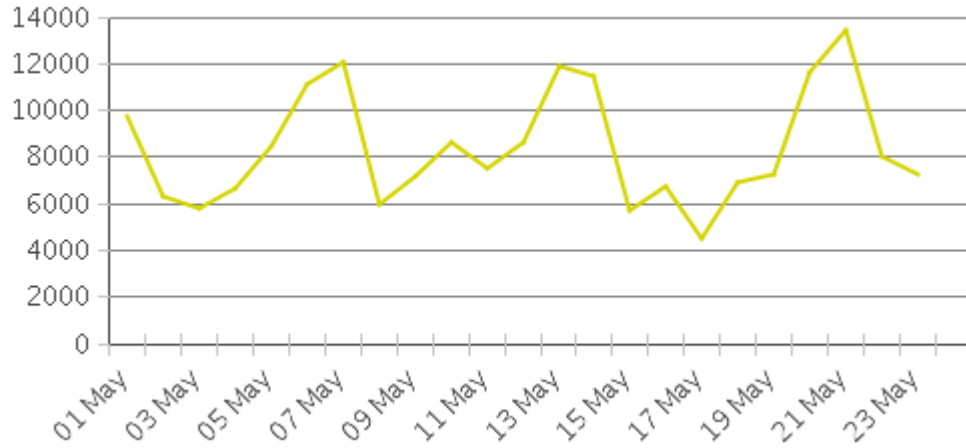


Eton Footbridge

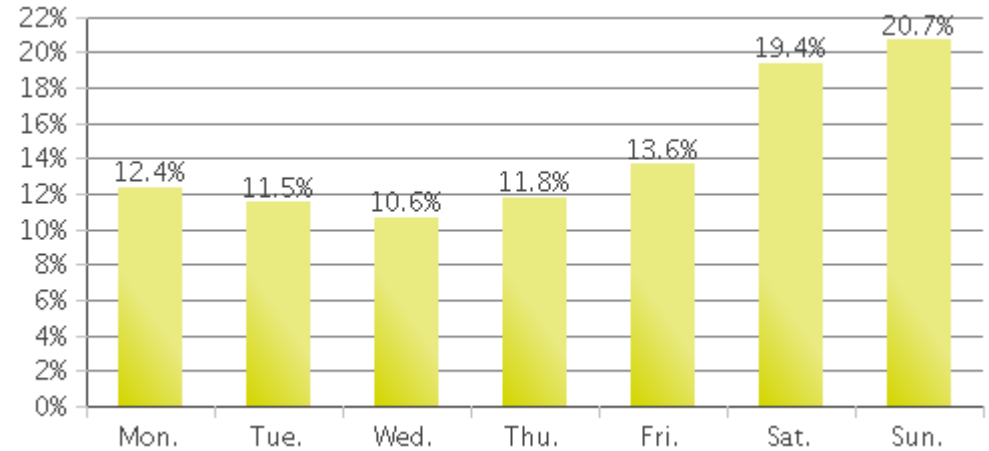
Period Analysed: Monday 01 May 2017 to Wednesday 24 May 2017



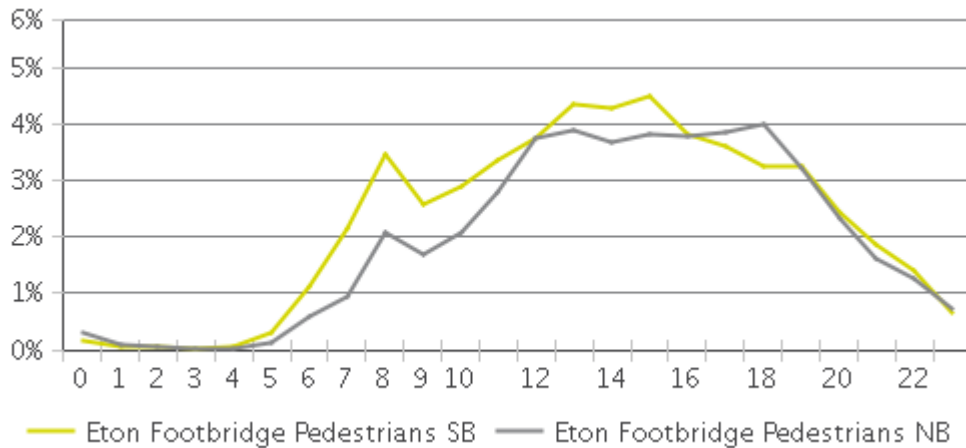
Daily Data



Weekly Profile



Hourly Profile during Weekdays



Hourly Profile during the Weekend

