




Pre-K Math

Spatial Concept

Left, Right, Top and Bottom



Terms of Use



This file is intended for **personal** and **non – commercial** use **only**.

You are welcome to:

- Download and print as many copies as you would like to use in your class
- Share the link to the website **page** where this file can be found for others to download

You may not:

- Copy this file for more than one teacher, classroom or school
- Upload our products to a website for others to download
- Claim that this product is yours or remove the logo and copyright info in this file
- Alter this electronic file in any way

We have the right to modify the terms of this agreement at any time and such modifications will be effective immediately and shall replace any prior agreements.

Thank you for respecting our Terms of Use. If you have any questions, please feel free to drop us an e-mail at littledotsstudio@gmail.com and we will do our best to reply promptly.

Visit us at www.littledots-studio.com for more activities.



Name: _____

Position: Top and Bottom

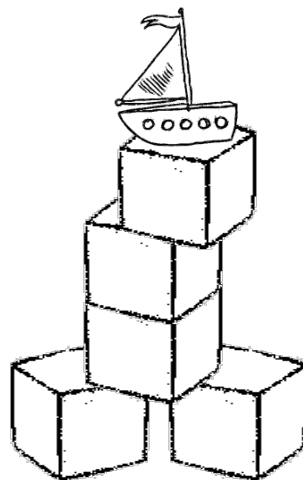
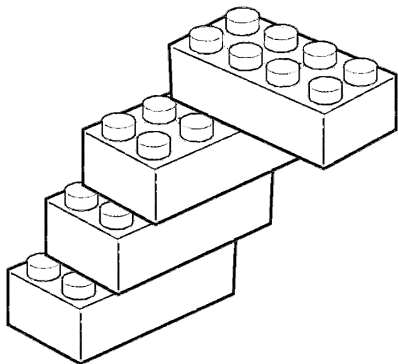
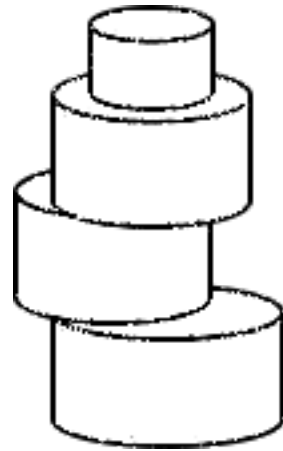
Color the items at the top blue and the bottom green.



Name: _____

Position: Top and Bottom

Color the items at the top red and the bottom yellow.





Name: -----

Direction: Right and Left

Print your **left** hand here.

Print your **right** hand here.





A large rectangular area defined by a dotted line, intended for a child to draw their left and right hands. The area is divided into two equal halves by a vertical dotted line.



Name: _____

Direction: Right

Color the vehicles that are facing **right**.





Name: _____

Direction: Left

Color the vehicles that are facing **left**.

