


FREE
Printable



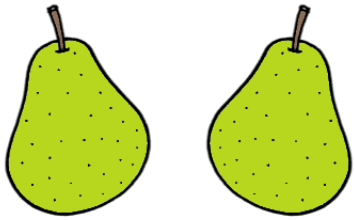
Counting

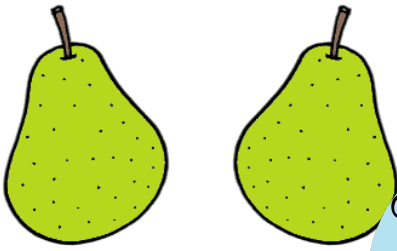
Puzzles

Printables

Objectives:

- Recognise and match numerals and number words to the quantity of a group of objects

2	5	
<small>© 2016 www.littledotseducation.com</small>		

two	5	
<small>© 2016 www.littledotseducation.com</small>		

*Little
Dots*



Terms of Use

This file is intended for **personal** and **classroom** use **only**. **Please note that because product is digital, it is not refundable.**

You are welcome to:

- Download and print as many copies as you need to be used in your own classroom or home
- Share the link to the website page where this file can be found for others to download or purchase

You may not:


- Copy this file for more than one teacher, classroom or school
- Republish this file online or in printed for free or monetary compensation
- Alter this file in any way
- Print the file and sell the printed copies to others
- Claim that this product is yours or remove the logo and copyright info in this file

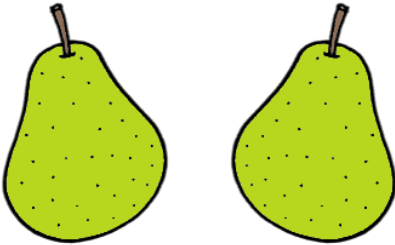
We have the right to modify the terms of this agreement at any time and such modifications will be effective immediately and shall replace any prior agreements.


Thank you for respecting our Terms of Use. If you have any questions or would like to use this file commercially, please feel free to drop us an e-mail at littledotsstudio@gmail.com and we will do our best to reply promptly.

Visit us at www.littledotseducation.com for more preschool materials and resources.

For personal and classroom use only.



1	 <p>© 2016 www.littledotseducation.com</p>
---	---

2	 <p>© 2016 www.littledotseducation.com</p>
---	--

3	 <p>© 2016 www.littledotseducation.com</p>
---	---



For personal and classroom use only.

4





© 2016 www.littledotseducation.com

5



© 2016 www.littledotseducation.com



6



© 2016 www.littledotseducation.com



For personal and classroom use only.

7





© 2016 www.littledotseducation.com

8



© 2016 www.littledotseducation.com


9



© 2016 www.littledotseducation.com


For personal and classroom use only.

10




© 2016 www.littledotseducation.com

one



© 2016 www.littledotseducation.com


two



© 2016 www.littledotseducation.com

For personal and classroom use only.


three



© 2016 www.littledotseducation.com

This block contains the word 'three' in a cursive font on the left. A large, black, hand-drawn bracket on the right side of the word groups it with three blue plums. The plums are arranged in a horizontal row. The middle plum has a small green leaf on its stem. The entire block is enclosed in a black rectangular border.


four



© 2016 www.littledotseducation.com

This block contains the word 'four' in a cursive font on the left. A large, black, hand-drawn bracket on the right side of the word groups it with four strawberries. The strawberries are arranged in a 2x2 grid. Each strawberry has a green leafy top. The entire block is enclosed in a black rectangular border.

five




© 2016 www.littledotseducation.com

This block contains the word 'five' in a cursive font on the left. A large, black, hand-drawn bracket on the right side of the word groups it with five oranges. The oranges are arranged in a scattered pattern. Two have green leaves on their stems. The entire block is enclosed in a black rectangular border.


For personal and classroom use only.

six




© 2016 www.littledotseducation.com

seven



© 2016 www.littledotseducation.com


eight



© 2016 www.littledotseducation.com


For personal and classroom use only.

nine



© 2016 www.littledotseducation.com

ten



© 2016 www.littledotseducation.com