


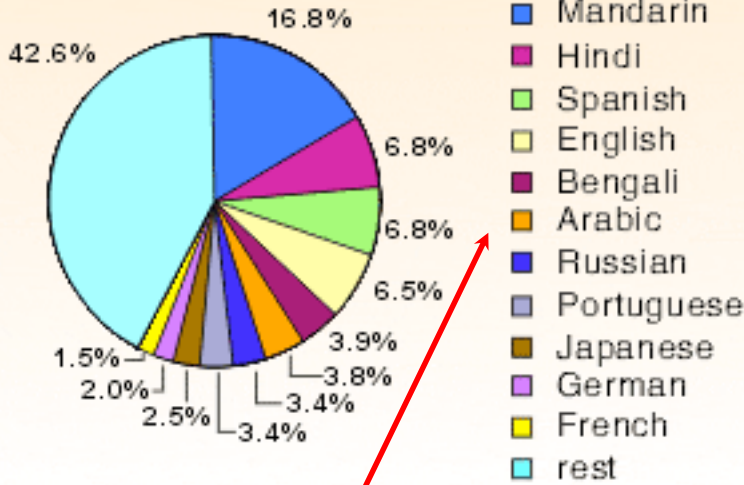
1A.3 Learning Opportunity

Circle Graphs



Name: _____

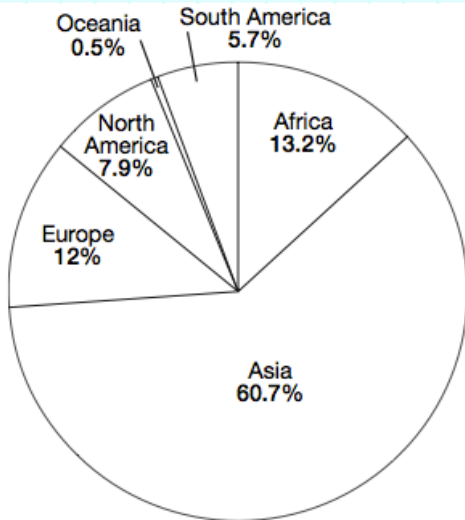
1) Different languages spoken around the world



The world population was 7.2 billion at the time this circle graph was created. How many of those people spoke French?

Hint: These colors are arranged in the same order on the circle graph.

2) Population by continent



Again, using the world population figure 7.2 billion, how many people live in Europe?

What is the angle, in degrees, of the Oceania portion of this circle graph? (Do not measure, calculate.)

3) The circle graph to the right is a breakdown of the ages of 750 people who bought golf equipment.

How many of the golf equipment buyers were 14-24 years old?

How many of the golf equipment buyers were 65 or older?

How many degrees of the circle graph do the buyers age 25-34 represent?

Golf equipment buyers

