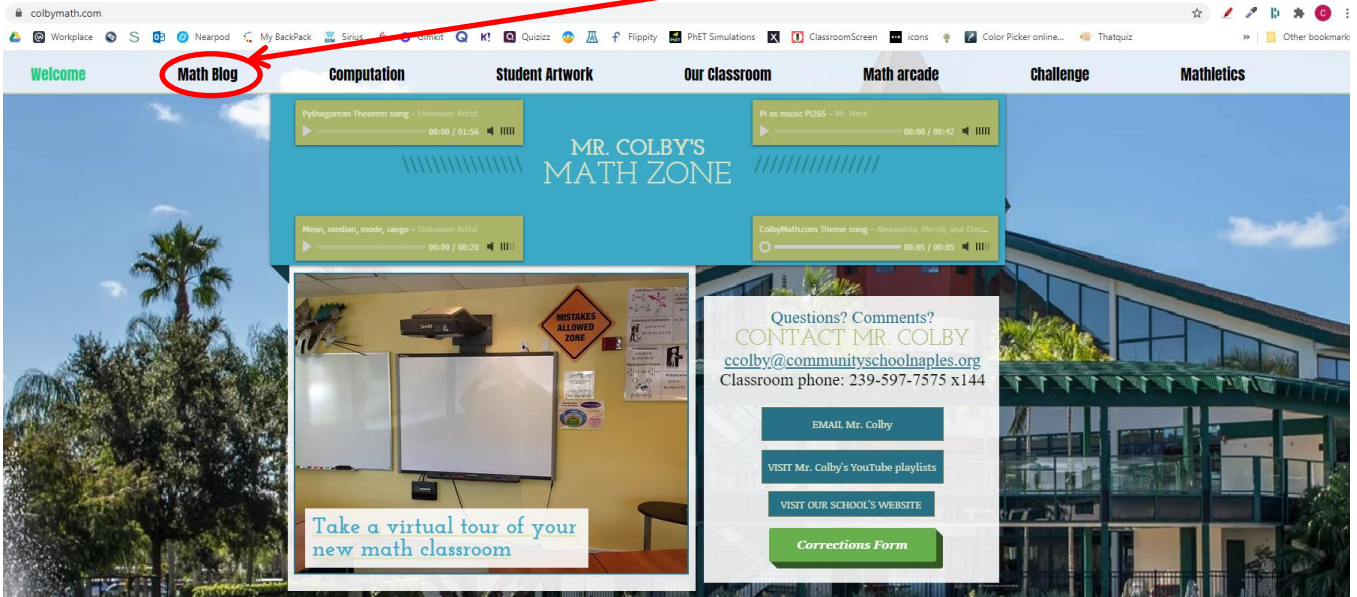


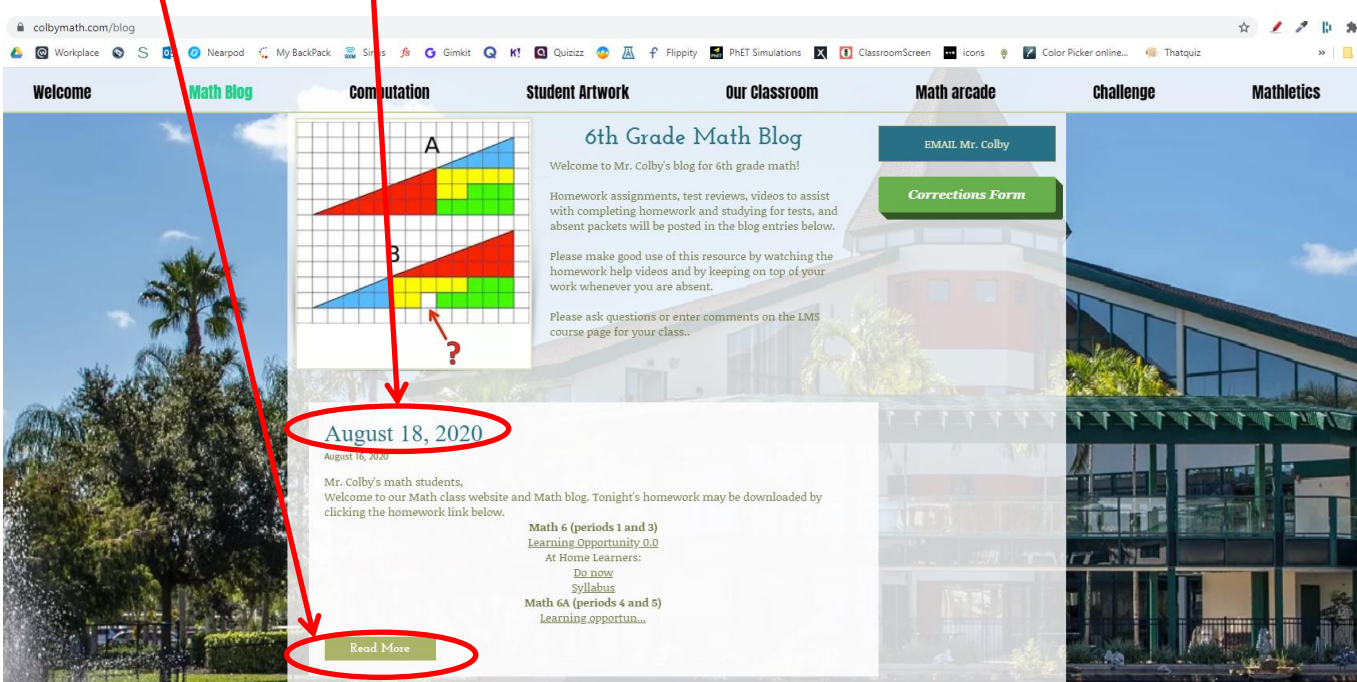
Using the Math Blog, Discussion Board, and Following Directions

Tonight, please revisit your summer math packet. Choose three problems that you found difficult as you were working through the packet. Then, please comment on the discussion board of our LMS course page to let me know which problems you have selected. Please use this format when identifying the problems: 17.6 (for Lesson 17, problem number 6). Directions for accessing the blog and discussion boards are given below.

On any night that you have a math assignment, you should go to our class website: ColbyMath.com. You may access this website through a link on your class portal page, or by typing ColbyMath.com directly into your browser. Once there, please click on the Math Blog at the top of the page.

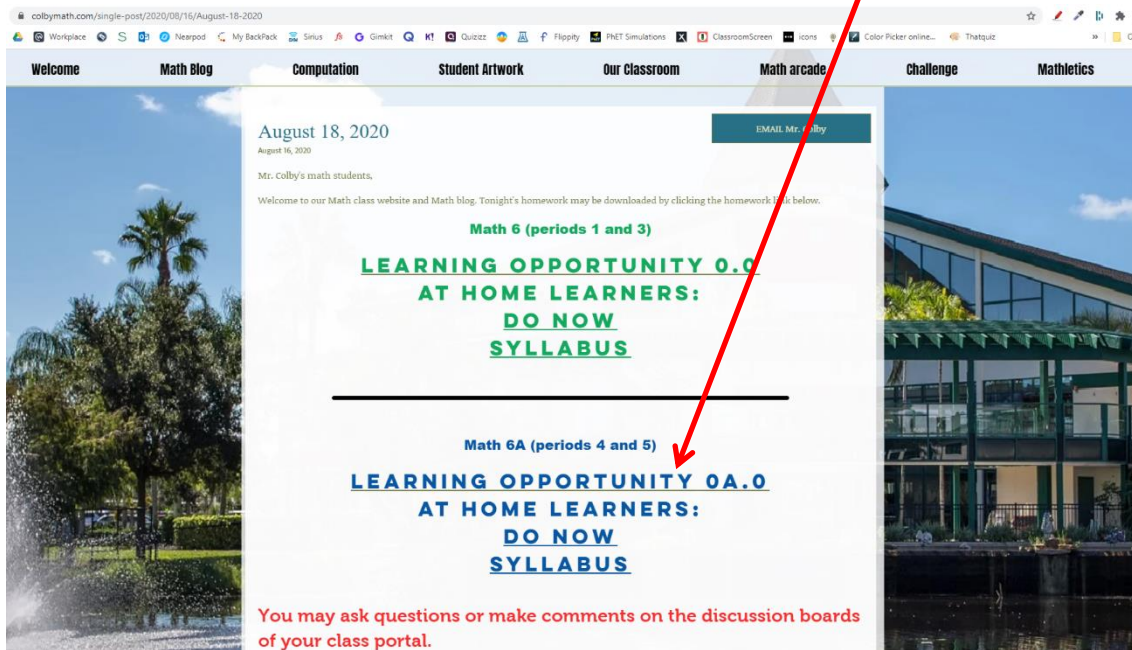


Then, click here or on the date to read today's blog entry.

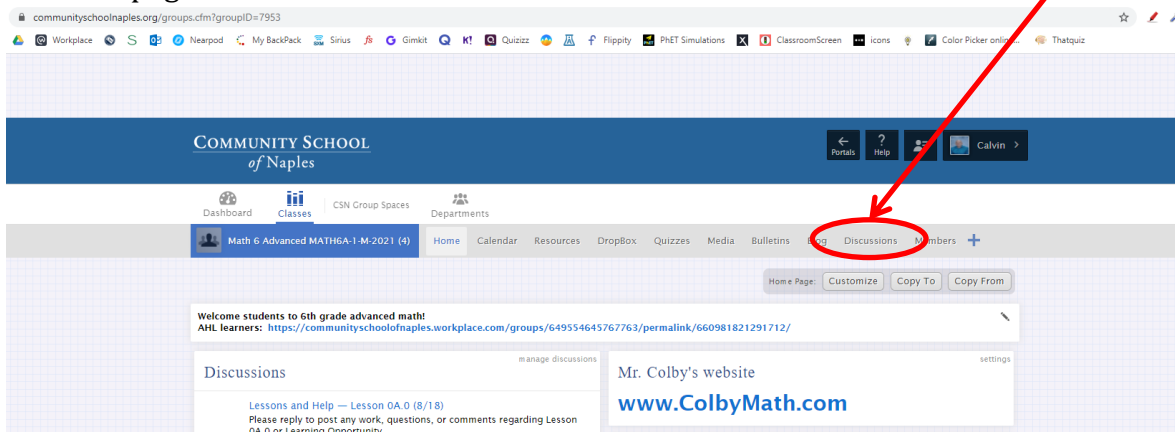


Each learning opportunity will always be downloadable and printable from this link. Please note the class periods listed above each link to be sure you click on the correct assignment for your class. If you ever forget your assignment at school, you can always click this link to get another copy. If your printer is broken, you may work from the screen and show your work on any piece of paper.

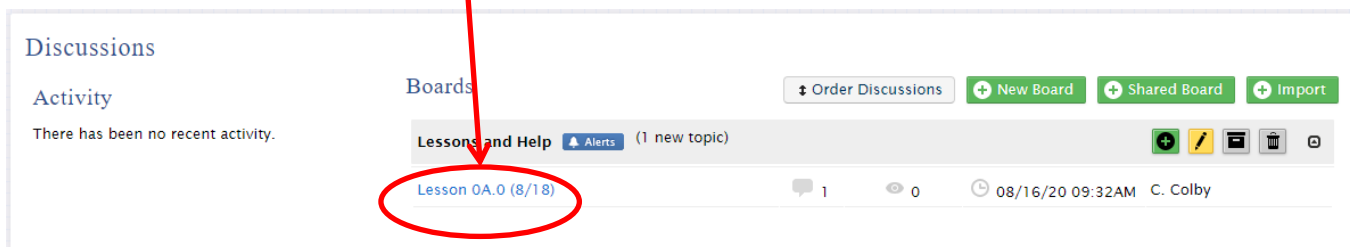
At home learners may access additional materials used in each class by printing the materials linked in this section.



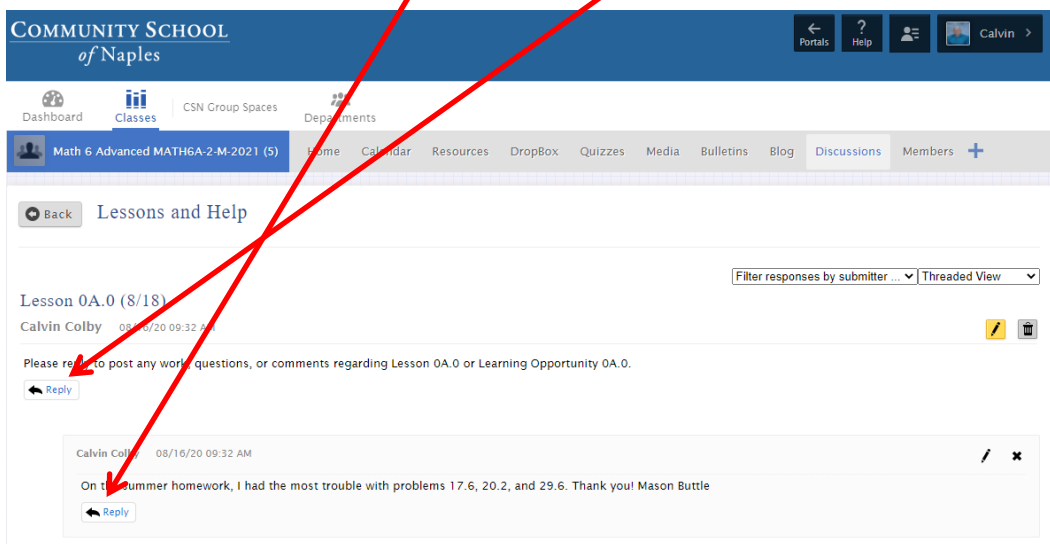
To post work (AHL), ask a question or make a comment any night, please use the discussion board on your LMS course page.



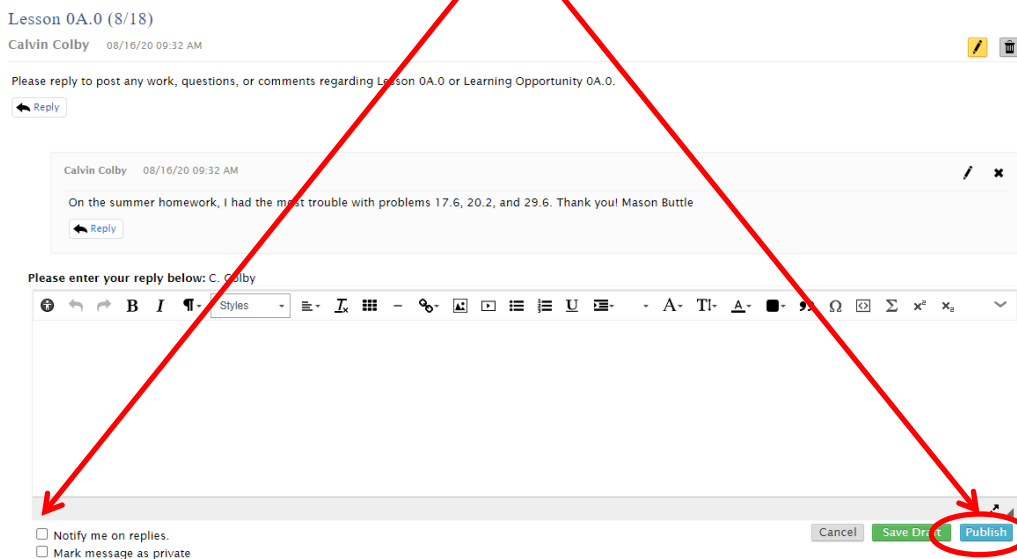
Choose the discussion board and post that corresponds to the lesson number, in this case, Lesson 0A.0 for today, 8/18.



You may post your work or questions by clicking the reply link here. You may also notice other students' posts like the fake one I posted below from Mason Buttle. You have the option to reply directly to other students by clicking the reply link on their post.



When posting, you have the option to check either of these boxes. The top box will send you an email alert whenever anybody replies to your post. This can be helpful if you are waiting for me to answer a question. The bottom button marks your post as private so only you and I will see it. Please choose this option sparingly as your question or comment may often be helpful for other students to read, and they may also have a helpful reply to offer. [Click here to publish your post.](#)



When you enter a question or comment on a discussion board it should post immediately, and it should also send the post to my email. I will most likely notice posts very quickly and respond to your questions quickly as well. However, this is not like texting. If I am driving home from school and stopping first at the grocery store, it may be a while until you get an answer to your question. Also, if you work on your learning opportunity very much later than my bedtime, around 8:30 (don't laugh) then you might get your answer the next morning. I will always do my best (classroom rule #2), but please don't be disappointed those times when you do not get an answer right away.

Thank you for learning how download and print learning opportunities, and post questions and comments on the LMS class portal discussion boards. Please post the three problems that you found difficult from your summer math workbook. See you tomorrow!