

# 0.1 Learning Opportunity

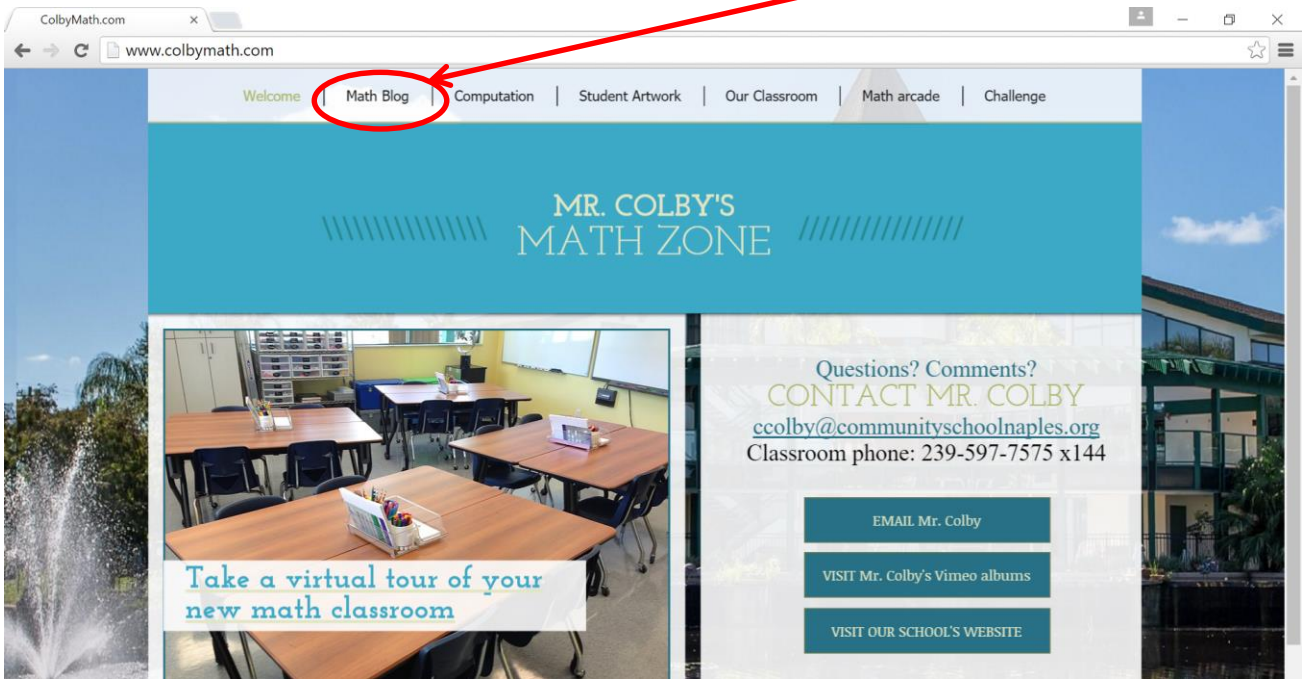
Name: \_\_\_\_\_

## Computation and Using the Math Blog

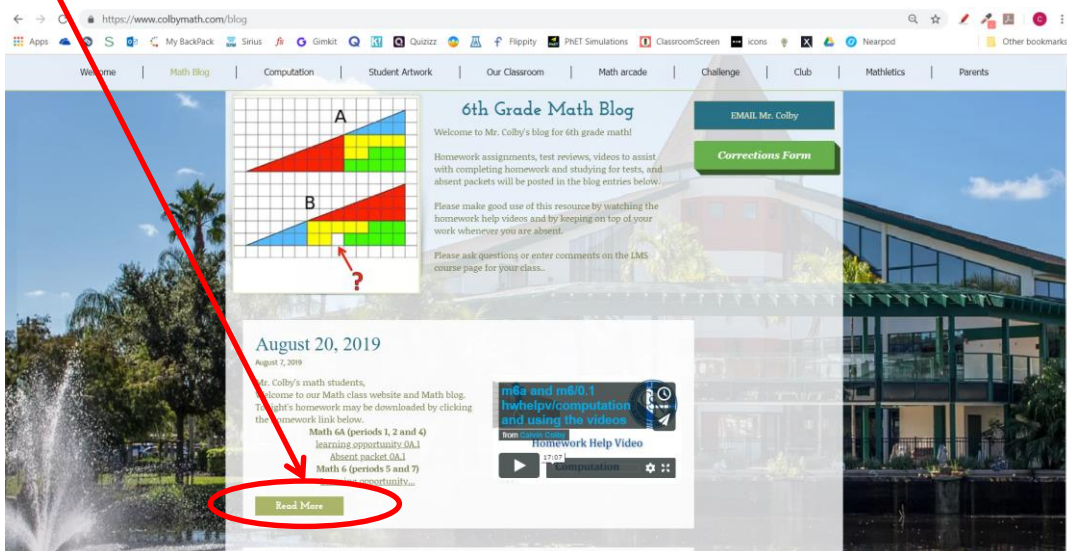
Most nights, Monday through Thursday (and occasionally, but rarely, Friday), you will receive a printed learning opportunity like this one.

You will notice the lesson number at the top of the page. We just completed the first day of a four day unit. The unit teaches our classroom culture, and it is unit number 0 for the year. Since this lesson occurred on day 1 of unit 0 the lesson number is 0.1. Tomorrow's lesson will be 0.2. Unlike most units, unit 0 will **not** conclude with a review and test.

To complete tonight's homework, please go to [ColbyMath.com](http://ColbyMath.com) and click on the Math Blog at the top of the page.



Then, click here to read today's blog entry.





Once you are on the blog entry page, look for your class period number. Periods 5 and 6 will be listed below the links and video for periods 1, 2, and 4 so be sure to scroll down below this black divider. If you ever forget your assignment at school you may print it from this link. If you are ever absent, please look at this file to get an idea of what we did in class that day.

---

**Math 6 (periods 5 and 6)**

**LEARNING OPPORTUNITY 0.1**

m6a and m6/0.1 hwhelpv/computation and using the videos  
from Calvin Colby



Homework Help Video

Computation

17:07



**Absent packet 0.1**

Click play to watch tonight's learning opportunity help video. You can click here to expand to full screen.

**Math 6 (periods 5 and 6)**

**LEARNING OPPORTUNITY 0.1**

m6a and m6/0.1 hwhelpv/computation and using the videos  
from Calvin Colby



Homework Help Video

Computation

17:07

Detach this sheet and keep it as a reference for how to use the Math Blog. The video will give you the rest of the directions for completing tonight's assignment which begins on the next sheet.



This symbol means "no calculators". It is always OK to use a calculator to check your answers after you have shown all your work by hand.

**Computation**

For problems 1 and 2 divide. Express each quotient to the nearest tenth.

1)  $197 \div 4$

2)  $\frac{569}{67}$



For problems 3 and 4 add. Express the sum in simplest form.

3)  $2\frac{1}{8} + 9\frac{3}{4}$

4)  $6\frac{2}{3} + 3\frac{4}{9}$



For problems 5 and 6 simplify (solve) each expression.

5)  $8.3 + 7.95$

6)  $7.8 - 4.03$



For problems 7 and 8 simplify (solve) each expression.

7)  $30 \div (21 - 6) \times 4$

8)  $(2^3 + 1)12 - 13$



For problems 9 and 10 subtract. Express the difference in simplest form.

9)  $\frac{8}{9} - \frac{1}{6}$

10)  $10\frac{1}{2} - 2\frac{3}{5}$



For problems 11 and 12 simplify (solve) each expression.

11)  $8 - 13$

12)  $-7(4)$

