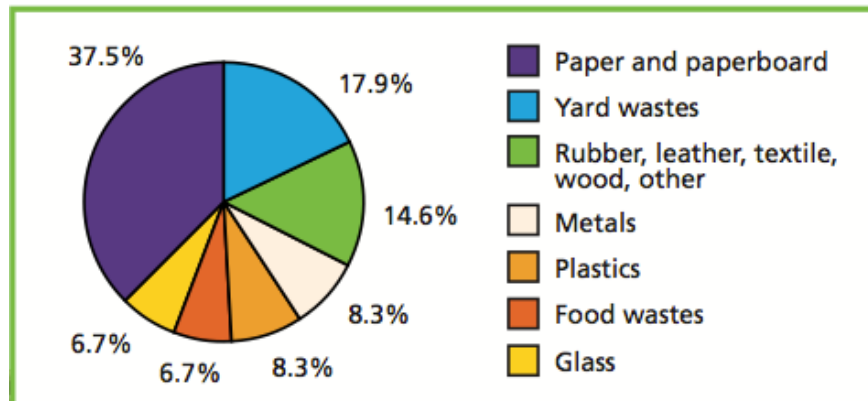


# Do Now

Please work silently on this Do Now. Thank you!

Consider the circle graph.

**What Creates Solid Waste?**

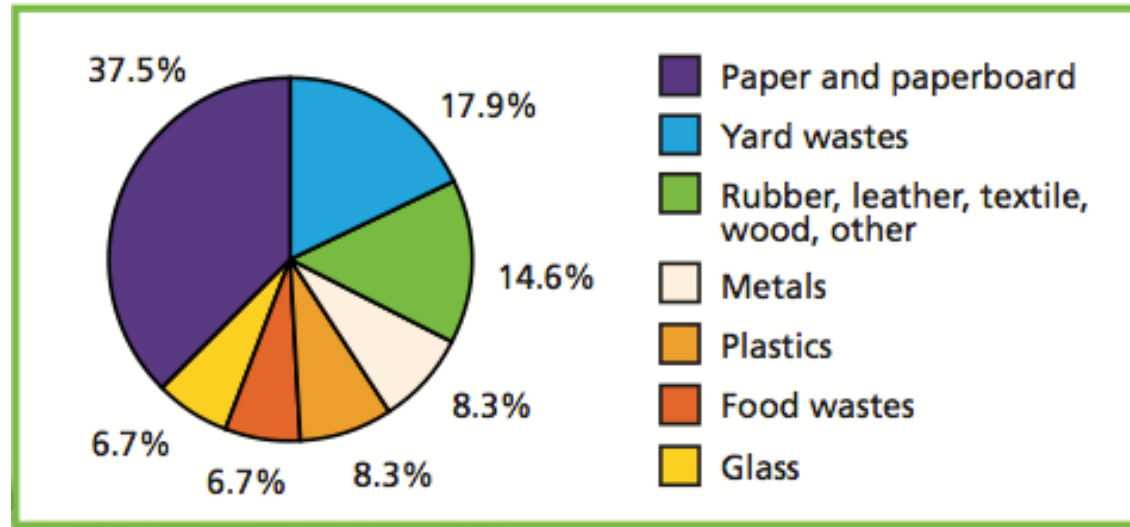


- 1) Per ton of solid waste in a local landfill, how many pounds are food waste?
- 2) In that same ton, how many pounds are yard waste?



# Do Now

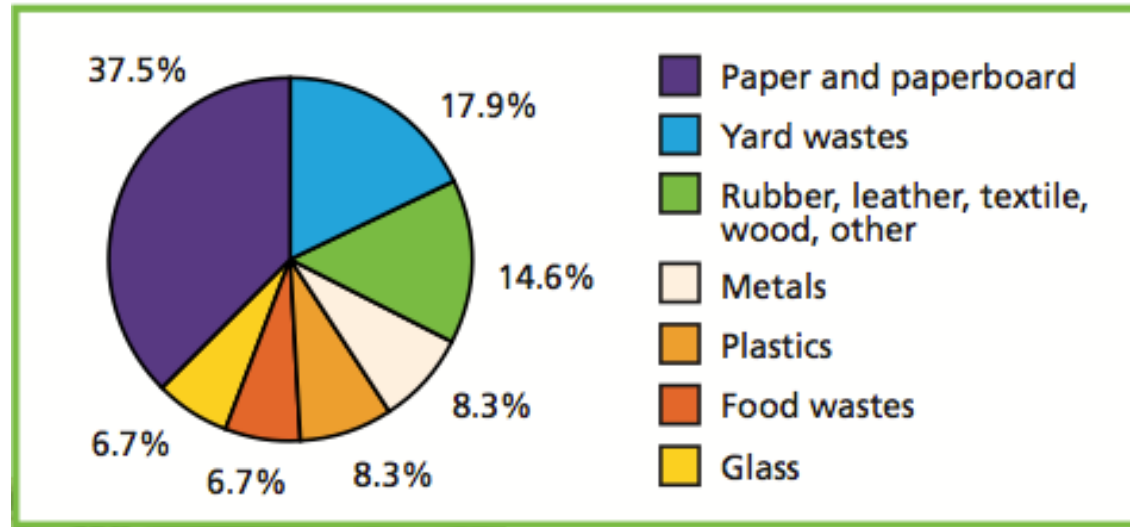
Consider the circle graph.  
**What Creates Solid Waste?**



- 1) Per ton of solid waste in a local landfill, how many pounds are food waste?

# Do Now

Consider the circle graph.  
**What Creates Solid Waste?**



2) In that same ton, how many pounds are yard waste?

**Show Computation Go key.**

# Team Poster Activity

Create a circle graph with your teammates to display the data shown below. You are allowed to use any math tools you need. If you need something, ask Mr. Colby for it.



## Favorite Kids Movie

Movie	Votes
Finding Nemo	229
Toy Story	209
The Lego Movie	176
Incredibles 2	155
Captain Underpants	73
Monsters Inc.	61
The Iron Giant	47

