FUNDAMENTALS

OF

CABBAGE PATCH KIDS

By: Jamie Mullin

Fundamentals
of
Cabbage Patch Kids

“Cabbage Patch Kids” is a registered trademark of Original Appalachian Artworks, Inc. Original Appalachian Artworks, Inc. did not furnish or approve and of the information contained therein. This book was derived from the author’s independent research.

Copyright © 2005 by Jamie P. Mullin

All right reserved. No part of this publication may be reproduced or used in any form or by any means – graphic, electronic, or mechanical, including photocopying or information storage and retrieval systems without written permission from the copyright holder.

About The Author

Born in the popular tourist town of Durango, Colorado, Jamie Mullin spent the majority of her childhood in Farmington, New Mexico. She currently lives in Groveland, California with her fiancé, Kas Osterbuhr, and their three cats. Jamie loves to travel and has lived in four different states since the idea of writing this book began in 2002. She has family living in Colorado, New Mexico and Kansas; unfortunately making visits from far away California a difficult task.

Jamie was one of the lucky little girls of 1983, when she received her very first *Cabbage Patch Kid* for Christmas; she was just five years old at the time. This first CPK was a girl with tan loops and sparkling green eyes named Candis Kari. Jamie's mother, Peggy, had chosen this particular 'Kid because she had the same "birth" month as Jamie, October.

Throughout the years, Jamie has remained loyal to her Cabbage Patch Kid collection. Every year for Christmas, she put CPK as the number one item on her wish list. To this day Jamie still asks for a Cabbage Patch Kid every chance she gets. She is avidly collecting Cabbage Patch Kids through online exchanges such as Ebay and through other fellow collectors. Although she has a vast collection, her heart stays true to the 1980's version from Coleco and a few of the original Soft Sculptures. With over 300 in her collection, Jamie favors the foreign produced early 80's Kids, Jesmar, Tsukuda, Triang-Pedigree, and Lili Ledy Kids.

Jamie will always have a soft spot in her heart for these cute and cuddly Kids. Sharing her knowledge of Cabbage Patch Kids throughout this book has always been one of her dreams and now with a lot of hard work, determination, and support, it has finally become a reality.

Enjoy!
signed...
Jamie Mullin

Jamie Christmas 1983 - her first Cabbage Patch Kid.

Acknowledgements

I give my greatest gratitude to the people listed throughout this publication for all their hard work, help, and support. Without all of these wonderful family and friends by my side this book could not have grown to expectations.

I would also like to give a very special thanks to the following people:

Kas Osterbuhr - Thanks for the years of support, motivation and patience. I know living with a CPK Collector is not easy! Going to bed every night with hundreds of CPK's staring at you takes true character. I also want to thank you for editing and providing constructive criticism to help me achieve my goals with this book. You were the best at providing a non-collector's point of view.

Ann Wilhite - Thanks for your hard work in editing my text, providing new text for numerous chapters, numerous photos, post 1986 information, and structural guidance. I could not have achieved my goals without you.

Legend

O.A.A. - Original Appalacian Artworks
CPK - Cabbage Patch Kids
HTF - Hard to find
VHTF - Very hard to find
XR - Xavier Roberts
PA - Play Along
TRU - Toys R US

Table of Contents

Chapter 1 - Introduction to Cabbage Patch Kids 13
The History of Xavier Roberts and his family 13
Legend of the Cabbage Patch Kids 14
Chapter 2 - The Basics of Identifying a Cabbage Patch kid 17
Copyright notice on the back of the head 20
Signatures 23
Chapter 3 - Cabbage Patch Kids Production and Distribution 28
Factory Codes and Body Tags 28
OK Factory 32
KT Factory 33
P Factory 34
PMI Factory 35
"Pox" 36
IC Factory 38
UT Factory 39
SS Factory and WS Factories 40
WJ and SY Factories 40
LF, EX, and FW Factories 40
Jesmar Body Tags 41
Tsukuda Body Tags 42
Triang Pedigree Body Tags 43
Chapter 4 - Coleco Birth Certificates and Boxes 45
Coleco Birth certificates and hand tags 1983-1985 45
Coleco Cabbage Patch Kids Boxes 48
Coleco 1983 48
Coleco 1984 49
French Canadian - Coleco 1984 50
Coleco 1985 51
Coleco Mail Order Catalog Boxes 1983-1985 52
Chapter 5 - Coleco Head Molds 1983-1985 53
#1 Head Mold 54
#2 Head Mold 55
#3 Head Mold 56
#4 Head Mold 58
#5 Head Mold 59

#6 Head Mold 60
----No #7 Mold------ 61
#8 Head Mold 61
#9 Head Mold 62
Chapter 6 - Coleco Freckled Kids 1983-1985 63
Coleco 1983 Freckled Girls 64
Coleco 1983 Freckled Boys 64
Coleco 1985 Freckled Girls 68
Coleco 1985 Freckled Boys 68
Chapter 7 - Hair Styles and Eye Color Combinations 1983-1985 71
Hair Styles - The Rules 72
Part 1 - Girls 72
Part 2 - Boys 74
Part 3 - Girls vs. Boys 75
Chapter 8 - Coleco Kids, 1983 78
Chapter 9 - Coleco Kids, 1984 84
Chapter 10 - Coleco Kids, 1985 86
World Travelers 93
CPK Western Sets 99
Couture Kids 1985 102
Coleco Twins 1985-1986 104
Twins Clothing 107
Twins Birth Certificates and Hand Tags 109
Twins Boxes 110
Chapter 11 - Coleco 1986 Kids 111
#10 Head Mold 112
#11 Head Mold 113
----No #13 Mold----- 115
#14 Head Mold 115
#15 Head Mold 116
#16 Head Mold 117
Kids 117
Coleco 1986 - Boxes 123
Holding Hand Kids 124
Chapter 12 - Coleco Specialty Kids - 1986-1987 125
Coleco Popcorn Kids 125

Circus Kids - The Greatest Kids on Earth....132
Coleco Circus Ponies 1986....134
Birth Certificates....135
Boxes....136
1986 Young Astronaut....138
Birth Certificates....139
Boxes....140
Coleco All Star Kids....141
Boxes....143
Birth Certificates....144
New Head Molds....146
#17 Head Mold....146
#18 Head Mold....147
#19 Head Mold....148
T8 and T9 Head Mold....149
Coleco Cornsilk Kids 1986-1987....150
Boxes....154
Birth Certificates....155
1987 Coleco Talkers....156
Splashing Kids 1987....159
Chapter 13 - Coleco Kids 1987-1989....160
Kids 1987-1988....161
Coleco late 80's and transitional clothing....163
#30 Head Mold....164
1988 Growing Hair Girls....165
Toddler Kids - 1988-1989....167
VHTF Friends set....169
Designer Line Kids 1988-1989....170
Coleco/Hasbro Transitional Kids....176
Chapter 14 - Coleco Preemies 1984-1989....178
Preemie Clothing....186
1985 Preemie March of Dimes Box....190
Preemie Birth Certificates....191
Preemie Box 1987....193
Chapter 15 - Coleco Babies 1986....194
Boxes....197

Chapter 16 - Jesmar 198
Jesmar Freckle Patterns 199
Jesmar (Spain) Birth Certificate 202
Kuschel Kinder (Germany) Birth Certificate 203
I Bamboli del Campo Incantato (Italy) Birth Certificate 205
Lef patoufs (France) Birth Certificate 206
United Kingdom Birth Certificate 207
KalUngarna (Sweeden) - Birth Certificate 208
KaalitarhanCenavat (Finland) Birth Certificate 209
Spanish Jesmar Box 210
Kuschel Kinder - Arxon - Ideal 211
1985 Coleco Preemie boxed as a Kuschel kinder 212
Les Patoufs - France - Ideal 213
I Bamboli del Campo Incantato - Coleco - Italian 214
KalUngarnk - Sweedish 215
KaalitarhanCenavat - Finnish 216
Jesmar Preemies 231
Chapter 17 - Tsukuda 232
Tsukuda - Japanese 233
Tsukuda adoption papers and hand tag 235
Tsukuda Wedding Sets 246
Tsukuda Twins 247
Tsukuda Misc. & Traditional Clothing 247
Korean Fake Clothing 252
Preemie 253
Tsukuda Koosa 253
Chapter 18 – Triang-Pedigree 255
Triang-Pedigree - South Africa - Box 256
Triang-Pedigree Birth Certificate 257
Triang-Pedigree Misc. Clothing 269
Chapter 19 - Lili Ledy Kids 270
Lili-Ledy - Mexico - Boxes 271
Lili Ledy (Mexico) Birth Certificate and Hand Tag. 272
Chapter 20 Coleco Kids and Foreign Kids 279
Coleco's distributed in foreign boxes 279
TolToys - Australia 280

Foreign half and half Kids. 281
Chapter 21 - Porcelain Cabbage Patch Kids 282
Kids, Figurines, and Ornaments 282
Cabbage Patch Kids Christmas Ornaments 290
Porcelain Figurines 295
Chapter 25 - Magic Crystal Valley - Leonardtown, Maryland 334
Chapter 26 - Collectors Favorite Cabbage Patch Kids 342
Chapter 27 - Cleaning Tips 346
Chapter 28 - Publications, Books, and Misc. 349
Cabbage Patch Kids Memorabilia 349
Celebrate the Century US Postal Stamp 360
First Day Covers 361
Chapter 29 - Clothing 363
Girls Dresses 367
Corduroy Pant or Snow Suit 402
Elephant Rompers 406
Sunsuit Rompers 411
Denim Rompers 412
Misc. Rompers 415
Sailor Rompers 416
Girls Knit Romper & Sweater Sets 418
Teddy Bear Overalls 420
Girls Overalls 421
Flowered Overalls 422
Boys Buttom Rompers 426
#31 Sweat Suits 427
Girls Jogging Sweats 432
Boy’s Jogging Sweats 433
Windbreaker Sets 433
Girls Aerobic Outfits 436
Girls Snow Suits 437
Girls Knit Suits 438
Girls & Boys Misc. Knit Sets 439
Girls Footed PJ’s 441
Terry Cloth Sleepers 442
Animal Sleepers 444

Specialty Sports Outfits 447
Separately Packaged Specialty Rompers 449
Chapter 30 - CPK Accessories 450
Chapter 31 - CPK Patterns for Cabbage Patch Kids and Handmade Clothing.....468
Butterick Sewing Patterns 468
Cabbage Patch Kids Handmade Clothing 469
Doll Babies 472
Little People Pals 473
Bibliography and Resources 474
Publications 474
Department Store and Company Catalogs 474
Magazines 474
News Letters 474
Websites 474
MORE TO COME! 475

Chapter 1 - Introduction to Cabbage Patch Kids
The History of Xavier Roberts and his family

It all started in the fall of 1955 when Harold and Eula Roberts were anxiously waiting for the newest addition of their family. Their sixth child was not due till the middle of November, but on Halloween morning Eula went into early labor. Harold and Eula rushed to the Habersham County Hospital in Demorest, Georgia, where she was immediately admitted. The Roberts' previous five children had all been delivered at home, but because this child was going to be premature, they decided it was best to be at a hospital in case of complications during labor. That afternoon a perfectly healthy seven pound baby boy was born; the only child in Habersham County born on Halloween day that year. Since Xavier was born early, Harold and Eula had not yet thought of a name for their newest son. Eula's brother John had mentioned the name "Xavier" as a possibility and the proud new parents happily agreed.

Harold and Eula met at a church social at a very young age. She was 15 and he was 21. After many nights of walking between their two houses just to be together, the pair had finally decided to get married and start a family. Even though money was tight and the years to follow were tough, the Roberts family always had their deep love for one another to help through the tough times. Harold would often encourage the Kids' happiness through playful pranks and strolls in the nearby woods.

Xavier was the youngest of the six Roberts children. He had two sisters, Barbara and Vivian, the oldest two of the bunch, and three brothers Harold Jr., Jerry, and Johnny. There was to be a seventh son just before Xavier, but unfortunately he died at birth. Xavier's birth diminished Harold and Eula's feeling of loss and grief over their lost baby.

The next few years at the Roberts' household were extremely happy. Harold found good work in the carpentry business, sometimes taking along the older boys and teaching them skills of the trade. Finances were finally taking a turn for the better as the family bought a car, made plans for a vacation and began looking forward to moving into a new family home with enough rooms for each child to have their own!

Then tragedy struck, just before Xavier's seventh birthday, their large loving family was about to change forever. On August 19th, 1962, Harold Roberts left for work as usual giving all his family members a kiss on the cheek before heading out the door for work. That particular day the clouds were dark and the rain was heavy and fierce. Harold had left work early and less than a mile away from his home, the car hit a slick spot and skidded into a grassy embankment on the side of the road. The tires hit the grass with such force that it turned the car back onto the pavement causing it to flip over three times before smashing into a tree. Unfortunately by the time the police and ambulances had arrived, Harold, also known as "happy" for his cheerful and jokingly personality, had died.

The years to follow would be trying for the Roberts family. No longer having a father around to help out in the tough times of the 1960's was very difficult on the children. Xavier's older sisters and brothers did everything they could to help out their mother, who worked long

hours to provide for her children and try to make ends meet.

Xavier went through many hardships as a young child. He was teased about his name because it was very different and unique sounding. He had even once thought of changing his name; but he eventually resolved that he was who he was and did not want that to change. When Xavier was first born his parents did not really know the way to correctly spell his name. On his original birth papers it is written as Earnest Exavery Roberts. It was several years later before the correct spelling of his name was discovered and of course corrected. Despite the uniqueness of his name, Xavier had tried in many ways to fit in with the other boys. He joined the Boy Scouts but as soon as the other Kids had learned that the scout leader bought Xavier's uniform for him, they teased and tormented him. Needless to say, the Boy Scout idea had not lasted very long for young Xavier.

All in all, Xavier had a very happy and fulfilling childhood. He learned many skills including the folk art of quilting and fabric design from his sisters and mother. His older brothers passed down a knowledge of carpentry. All of these valuable skills would soon payoff as Xavier grew up.

He never gave up on his family or himself. He always had goals and worked hard to achieve every one of them. When Xavier was a teenager he tried to do everything he could to help out with his families financial situation. To earn a little extra money he would take his mother's quilts to craft stores and sell them. He collected and neatly arranged bouquets of wild flowers to sell. During high school, Xavier worked long hours after school just to help out with family expenses.

In June of 1973, Xavier graduated from White County High School in Cleveland, Gerogia.. Xavier was on the yearbook staff his senior year and most everyone noticed his artistic abilities and amazing talent. He was voted as the "most talented" student in his senior class. As high school came and went for Xavier, all he wanted to do with his life was go to college and study art. So he did exactly that, despite his financial hardships. Between grants and internships, little by little, he eventually found his way through a few years of art school. He was on the verge of turning his life in the opposite direction. From rags to riches, Xavier would soon become very successful; but not with out the hard work and determination from not only himself, but his family and friends also.

Legend of the Cabbage Patch Kids

Cabbage Patch Kids have been the joy and delight of many people, young and old. The year 1976 marked the beginning of what would eventually lead to the Cabbage Patch Kid craze of the 1980's. It all started with a twenty-one year old art student by the name of Xavier Roberts. Xavier was a young artist trying to pay his way through college when he first created the Cabbage Patch Kids. He fused traditional design with quilting skills and a German method of basic fabric sculpting to create the soft sculptured babies, which he first called "Little People."

In the first part of his college years Xavier got an internship at a small gift shop which, marked a perfect opportunity to display his brand new creations. Xavier was not going to sell

his dolls at first, he just wanted to see how people would react to them. When the first customer approached him to buy one of his dolls, his first response was "They are not for sale..." quickly followed by "but you can adopt one!" People reacted very well to the concept of adopting a 'Kid.

Soon the young Xavier Roberts had so many orders for these sensational creations, he just could not do it all by himself. He asked his mother and sister for their help and college was now a thing of the past. Encouraged by the excellent response to his dolls being adopted, Xavier designed a birth Certificate, envelopes, and name tags bearing the name of a fictional birthplace called Babyland General Hospital, which did not exist yet. With the last of his money, Xavier had about 1,000 of these birth certificates printed. He then started taking his babies with him to arts and crafts shows. Xavier posed the babies in nursery scenes from playpins to cribs to high chairs. The effect of these nursery settings on consumers was sensational.

Xavier soon raised the price of his "Little People" to $150.00 and still had to hire more people to help him keep up with the demand. He was then convinced that people were fascinated by his creations, but he still dreamed of becoming a nationally recognized artist. In 1977 that dream started to become a reality for Xavier after he had won first prize in the sculpting category at the Osceola Craft show in Kissimmee, Florida, with a Little Person he had affectionately named Dexter.

The now successful Roberts started to realize that not many people outside of Georgia were very likely to see his "Little People" so he decided to expand his business. Early in 1978, he developed a pattern, making the babies much easier to manufacture. In March of 1978, he continued to travel the southeast arts and crafts shows with his 'Kids, the Little People. In July of that year, Xavier had decided to form a corporation, but not without the help from five old school mates. At this point, his growing company was just five years away from being a colosal success.

Xavier and his friends took their first big step and moved into a large building in Cleveland, Georgia. Was it a coincidence that this building was an old medical clinic? This is where Babyland General Hospital was destined to be. Babyland paid for their factory, office, and gift shop by trading labor for rent. Xavier and his young crew knew nothing about running a business, but their great expectations and hard work kept them afloat. Fabric, thread, and stuffing were bought on credit and Xavier once again had decided to show off his "Little People" at national trade and gift shows to expand the company's horizons and keep Babyland General afloat. The partners began to expand the adoption fantasy by including an oath of adoption, first birthday card, and even a newsletter. Babyland General opened a surgery room for Kids who had "owies" and people drove thousands of miles to have their Kids fixed up by Xavier's crew of doctors and nurses.

Over the next several years, Original Appalachian Artworks Inc. sold thousands of "Little People", but Xavier still was still not satisfied. To be able to capture the kind of market he was after, they would need to find someone to license the "Little People." At first, they were turned down by several big toy companies including Ideal, Tommy, and Mattel. Finally in 1982 they struck a deal with Coleco. The Kids' names was changed from "Little People" to Cabbage Patch Kids. These new "Kids" had features very similar to Xavier's "Little People," but their heads

were vinyl instead of cloth to simplify mass production. Each Cabbage Patch Kid still came with their own unique name, birth date, adoption papers, birth certificate, personality trait card, and of course a stamped Xavier Roberts signature on the left tushie cheek. These mass-produced Cabbage patch Kids were an overnight sensational hit with not only children, but adults as well.

Xavier's mass-market Cabbage Patch Kids were distributed all over the world. They not only produced regular sixteen inch Kids, but also made Preemies, Babies, Koosas, Show Ponies, multiple specialty lines, and tons of accessories for Cabbage Patch Kids and children of all ages. Unfortunately, in 1989 Coleco filed for bankruptcy and Hasbro took over the Cabbage Patch Kids license. Hasbro continued production using the Cabbage Patch Kids trademark but the Kids were somewhat changed in appearance. Hasbro's Kids were smaller, included different head molds, clothing, and packaging. In addition to the regular Kids and Preemies (often called "The First Edition"), they added numerous specialty lines, including, but not limited to: Posable, Birthday, kissing, Crimp & Curl Kids and pets, and even Kids with simulated heartbeats and burps.

Mattel took over the rights in 1994 and then in 2001 O.A.A. granted the Cabbage Patch Kids license to one of the leading toy manufactures of that time, Toys"R"Us®. These new Kids were exclusively available at Toys"R"Us stores all over the United States and eventually Canada. Then yet another change came in August 2004 when new Kids were filling the shelves of stores all over the United States. Along side the Toys"R"Us 18-inch Kids and the 17-inch babies were the new 16-inch Play Along Kids. Play Along had been granted the rights to produce Cabbage Patch Kids, the difference was that these Kids were available to every store who wished to carry them including Target®, Wal-Mart®, and K-Mart® stores. These new Kids came in a Coleco "look-a-like" box, brand new outfits, and even came with official adoption papers. Play Along eventually distributed 14-inch babies, although they were only available through Babyland's gift shop in Georgia and by late 2004 through Avon catalogs. By summer 2005 the new Babies were available in stores.

Top left to right: BabyLand's Display of some of the very first Little People soft sculptures and front of Babyland General Hospital in Cleveland, Georgia. Photos courtesy of Ann Wilhite and Martha McGrath.

Right bottom: Cabbage Patch Kids creator, Xavier Roberts, with a 2004 Play Along Kid.

Chapter 2 - The Basics of Identifying a Cabbage Patch kid

Identifying an authentic Cabbage Patch Kid can be a difficult task. What may often seem like the most obvious could turn out to be the most deceiving. There are three main things to look for, the stamped Xavier Roberts signature on the left bum cheek, the body tag sewn into the left side seam, and the copyright notice on the back of the head. The presence of all three identifying characteristics mentioned is the strongest clue as to the authenticity of a Cabbage Patch Kid. Although it is rare that a mass-market kid would appear with out one of the main identifying characteristics is not unheard of.

Very rarely there were times when a Cabbage Patch Kid accidentally got through the production lines without a signature stamp or the stamp may even appear on the right side of the tushie cheek instead of the usual left. Many people think that each mass market CPK was actually had signed by Xavier himself but this assumption is incorrect. What is usually called the hand-signed signature is actually a stamped replication of Xavier's signature. It would be very rare indeed to find a mass market Cabbage Patch Kid with an actual hand signed signature. In this case it would usually be located above the usual factory stamped signature along with the date in which Xavier actually hand signed the kid.

The cloth body tag, which is usually sewn into the left side seam may also appear on the right side of the kid's body or may not even appear at all. Each of the one or two digit letters of the factory code located on the body tag, inside of a small circle, holds clues as to the specific characteristics of each CPK such as: fabric quality, stuffing quantity, eye colors, facial blushing, and yarn quality.

Last but not least there is the copyright notice located on the back of the head just below the hairline. Throughout the years of Coleco's production the copyright notice has varied slightly. From 1983 through late 1985 it remained the same four-line notice then by early 1986 it changed. Throughout 1986 there were many different variations to the copyright notice. Most of the #5 and some of the #6 head molds lack the number at the bottom center of the copyright notice.

In addition to the copyright notice there was also additional information provided. There was usually the head mold number, one to two digits and another number (usually one to two digits also) which may have been some kind of a production or batch number. The head mold number usually appears at the bottom center of the back of the head just below the copyright information. The extra raised number is often off to the side on either the top or bottom and most of the time it is raised slightly or it appears in a raised box. Any combination of the copyright notice, head mold number, or the raised number may appear on the back of Cabbage Patch Kid's heads.

There are several dates associated with a single Cabbage Patch Kid. There are dates on the box, back of the head, and even on the body tags. These specific dates are copyright dates only and do not hold the key as to when each kid was produced. The best way to date a kid is by the

color of the stamped Xavier Roberts signature on the left bum cheek of all mass-market kids.

Many Companies as well as individuals tried desperately to duplicate the Cabbage Patch Kids in early 1983 when Coleco's demand was highest but their supply was scarcest. Fake reproductions from Korea and other countries which were being manufacturing and distributed outside of O.A.A.'s license appeared with either a signature stamp, body tag, or even the copyright notice on the back of the head. Fake Kids often appeared with one and maybe only two of the identifying characteristics but there has not been a documented case of all three on the same fake kid. The longer you commit to collecting Cabbage Patch Kids the better you will become at identifying fake Kids from authentic Kids. Long time collectors can spot a Coleco CPK a good distance away even if just a hand, foot or strand of hair is peaking out from under a whole pile of toys!

The following pages include examples of each of the identifying characteristics mentioned above for an authentic Cabbage Patch Kid.

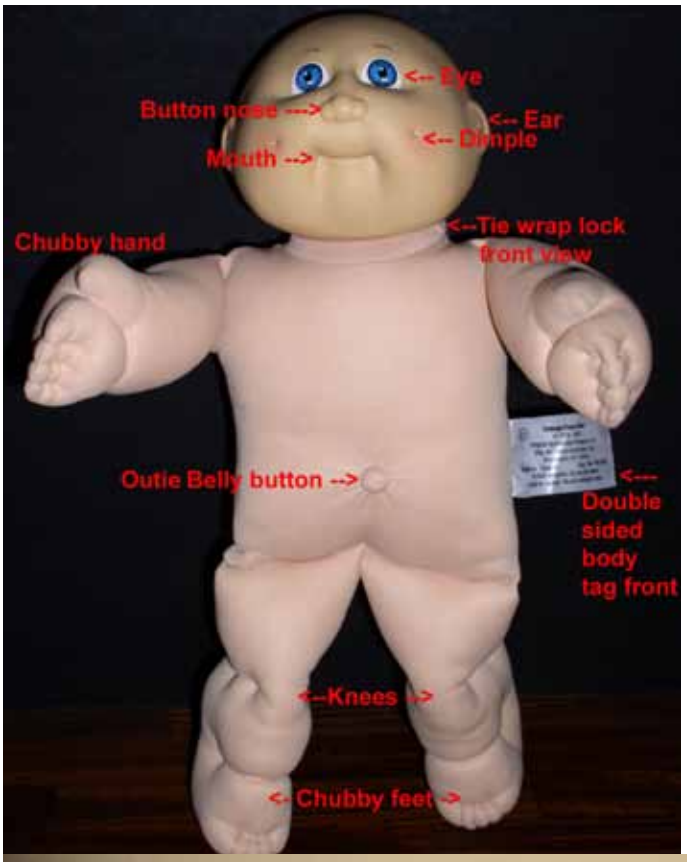

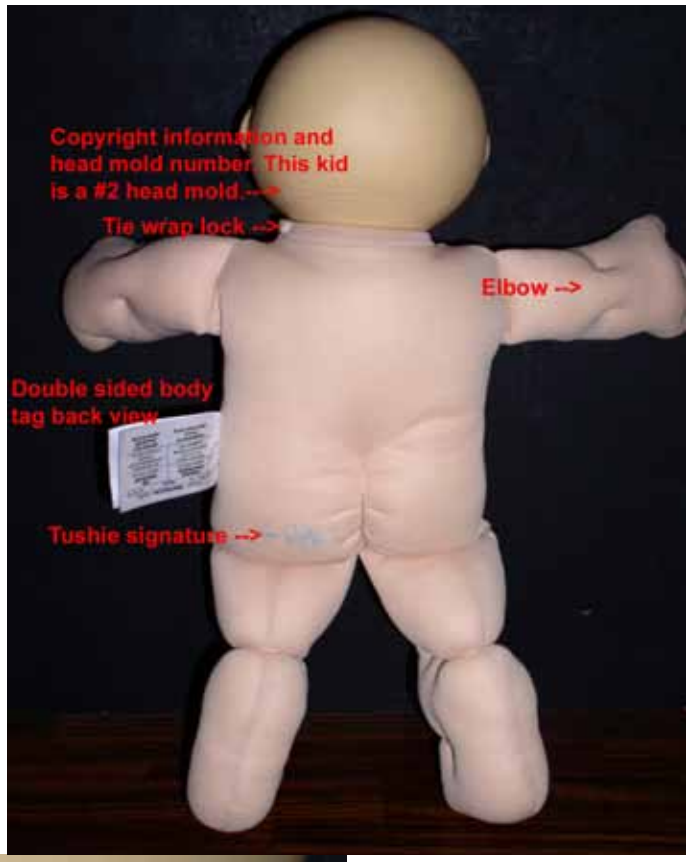

(c) COPY R. 1978. 1982
ORIGINAL APPALACHIAN ART WORKS INC.
MANUFACTURED BY COLECO IND. INC.

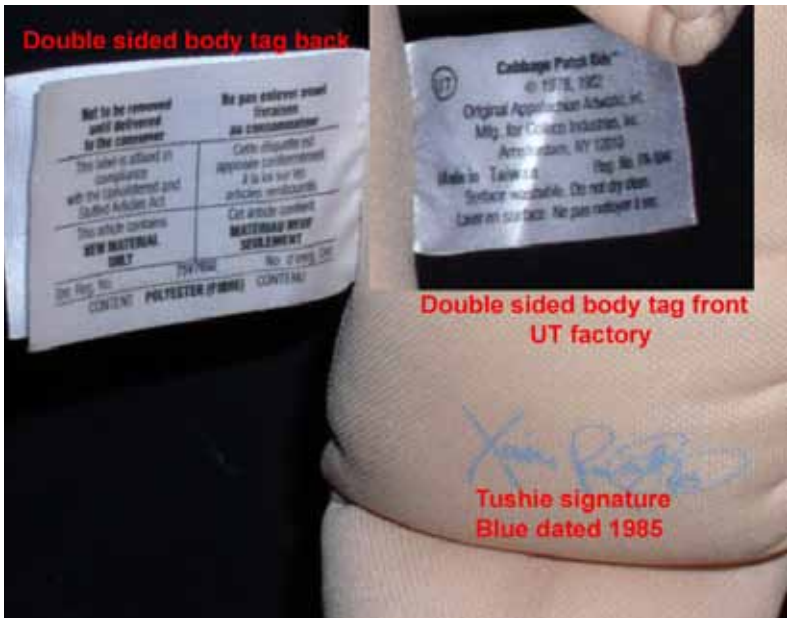

Copyright notice on the back of the head

Early Coleco 1983-1984 and some of the 1985 Kids
Typical three line copyright notice and head mold number at the bottom center.

© COPY R. 1978 - 1982
ORIGINAL APPALACHIAN ARTWORKS INC.
MANUFACTURED BY COLECO IND. INC.
2



Coleco 1983 Hong Kong
Typical Hong Kong four line copyright notice with head mold number at the bottom center.

© COPY R. 1978 - 1982
ORIGINAL APPALACHIAN ARTWORKS INC.
MANUFACTURED BY COLECO IND. INC.
MADE IN HONG KONG
1

Coleco 1985 - 1986
Typical one line copyright notice with head mold number at the top center and the raised number bottom center (may be a batch or production number.)

8
© 1978, 1983 O.A.A., INC.
61

Coleco 1985 - 1986
One line notice no head mold and no raised number. 1986 Kids came with a variety of different copyright notices on the back of their heads. Most of the #5 and some of the #6 head molds were produced with no head mold number.

© 1978, 1983 O.A.A., INC.

Coleco 1986
One line notice with the head mold number only at the bottom center.

© 1978, 1983 O.A.A., INC.
14

Coleco 1986
One line notice with the head mold at the bottom center and the raised number off to the right hand side.

© 1978, 1983 O.A.A., INC.
14 15

Jesmar 1984-1985
Four line notice with the head mold number at the bottom center.

© COPY R. 1978 - 1982
ORIGINAL APPALACHIAN ARTWORKS INC.
MANUFACTURED BY JESMAR. S.A.
MADE IN SPAIN
3

Jesmar 1984-1985
Four line notice with the head mold number at the bottom center.

© COPY R. 1978 - 1982
ORIGINAL APPALACHIAN ARTWORKS INC.
MANUFACTURED BY JESMAR. S.A.
MADE IN SPAIN
3



Tsukuda 1984-1985. Two line notice with the head mold number at the bottom center and J# at the top center.

J5
© COPY R. 1978 - 1982
ORIGINAL APPALACHIAN ARTWORKS INC.
2

Tsukuda 1984-1985. Two line notice with the head mold number at the bottom center and J# at the top center.

J6
© COPY R. 1978 - 1982
ORIGINAL APPALACHIAN ARTWORKS INC.
4

Triang-Pedigree 1984-1985. Two line notice with the head mold number at the bottom center.

© COPY R. 1978 - 1982
ORIGINAL APPALACHIAN ARTWORKS INC.
4

Triang-Pedigree 1984-1985. Two line notice with the head mold number at the bottom center.

© COPY R. 1978 - 1982
ORIGINAL APPALACHIAN ARTWORKS INC.
2

Lili Ledy 1984-1985
Four line notice with the head mold number at the bottom center.

© COPY R. 1978 - 1982
ORIGINAL APPALACHIAN ARTWORKS INC.
MANUFACTURED BY LILI LEDY, S.A. DE C.V.
MADE IN MEXICO
2

Lili Ledy 1984-1985
Four line notice with the head mold number at the bottom center.

© COPY R. 1978 - 1982
ORIGINAL APPALACHIAN ARTWORKS INC.
MANUFACTURED BY LILI LEDY, S.A. DE C.V.
MADE IN MEXICO
4

1989 Coleco/Hasbro transitional kid
Four line notice with no head mold number.

COPY R. 1988
O.A.A. INC.
ALL RIGHTS RESERVED
MFG, BY COLECO IND., INC.

1990-1992
Hasbro first edition Kids

First
Edition
© COPYRIGHT 1990
O.A.A. INC.
P5 (2) Manufactured by Hasbro, INC.

1993-1994
Hasbro later years

© copyright 1993 14
O.A.A., INC.
Manufactured by HASBRO INC.

Mattel

MATTEL
Copyright 1978, 1982
O.A.A. Inc.
Manufactured by Mattel

Signatures

From the very first years of Michelangelo Buonarroti, to the modern day artists, they have always had a special mark, which in its uniqueness has linked that particular artist to his/her own work. That unique mark on soft-sculptured Cabbage Patch Kids happened to be Xaviers Roberts's signature stamp on the left tushi cheek of every kid mass market or soft sculpture. The difference between the two being that very few mass-market CPK's had a hand signed signature, these were usually all stamped unless you were lucky enough to meet Xavier in person and ask for his signature on a mass-market kid. When the very first TRU Kids came out in 2002 Xavier often showed up at Babyland General Hospital for signing sprees. He would go through all the Kids on their shelves and sign them in batches at a time. These Kids were available for adoption through Babyland's gift shop. Many of these hand signed Kids also showed up in Ebay auctions. There were only two different variations in Xavier's signature over the years. The very first standard signature and the second signature which was more rounded and artistic looking. Both variations of his signature are shown below.

Left to right: Coleco first year, Hasbro first year (1990), and Mattel Anniversary edition signatures

Left to right: TRU Kids first year (2002) stamped and hand sigend, TRU close up first year and TRU 20th Anniversary edition signatures (2003).



First year PA Kids Signature 2004.

Above: all Coleco Kids bum signatures. 1983-1987 in reverse order from right to left.

Coleco

Black undated - 1983
Green dated & undated - 1984
Blue dated - 1985
Red dated - 1986
Mint Green/Aqua - 1987
Lavender - 1988
Rose - 1989

Coleco Preemies

Black dated and undated - 1984
Blue dated - 1985
Red dated - 1986
Mint Green/Aqua - 1987
Rose - 1989

Coleco African American Kids and Preemies

Black undated - 1983
Black undated-1984
Black dated-1984
Blue dated - 1985
Red dated - 1986
Mint Green/Aqua - 1987
Lavender - 1988

Foreign Kids
Jesmar, Lili-Ledy, Triang-Pedigree, and Tsukuda

Dark Brown or black
dated & undated -1984

Green dated & undated - 1984
Blue dated - 1985
Blue undated - 1985

Coleco Babies

Red dated - 1986
Mint Green/Aqua - 1987
Lavender - 1988
Rose - 1989

Other Cabbage Patch Kids signatures

Rose - Coleco 1989
(Early edition Designer Line Kid Sig. Shown here)
This signature type was only used for a very short period of time before going back to the original signature.

Mauve - 1990 Hasbro



Teal - 1991 Hasbro

Royal Blue - 1992 Hasbro

Forest Green - 1993 Hasbro

Burgandy - 1994 Hasbro

Black w/ logo - 1998 Mattel Anniversary Edition ONLY

Purple - 2001 TRU

Green - 2002 TRU Kids and Babies

Pink - 2003 TRU Kids and Babies - Anniversary Editions.



Black - 2004 PA first year yarn Kids and Avon exclusive Babies

Green - 2005 PA second year Cornsilk Kids and Babies

Chapter 3 - Cabbage Patch Kids Production and Distribution
Factory Codes and Body Tags

By 1982 Coleco had been granted full rights by O.A.A. Inc. to mass-produce and distribute Cabbage Patch Kids worldwide. After O.A.A. had unsuccessfully tried to sell the idea to most of the leading toy companies including Mattel, Ideal, and Hasbro; Coleco finally agreed to mass-produce the Kids. Many of the leading toy manufacturers had production factories overseas that were specially licensed just for them and the manufacturing of their toys alone. This was not the case with Coleco. They contracted different factories overseas that had the capability and expertise to mass-produce the quantity and quality of Kids that O.A.A. had in mind. The first Asian factories were; Kan Yean Toy (KT), Kader (OK), and Perfekta (P). All three factories were based in Hong Kong.

Coleco made their debut with the Cabbage Patch Kids at the New York toy fair in winter of 1983. By the time the Kids hit the shelves just before Christmas that year Coleco realized that supply was definitely going to be shorter than demand. The three factories, KT, OK, and P could not possible keep up with the demand for North American let-alone worldwide.

Eventually Coleco contracted enough factories to meet the demands of North America, Mexico, Japan, Africa, Australia, and Europe. While Coleco contracted some factories for production, packaging, and distributing they also hired other companies for packaging and distributing only. By early 1984 Coleco had finally granted rights to four subsidiary companies to produce and distribute Cabbage Patch Kids. These foreign companies were contracted throughout 1984 and 1985 and included Jesmar of Spain, Tsukuda of Japan, Triang-Pedigree of South Africa, and Lili Ledy of Mexico.

Tsukuda Cabbage Patch Kids were manufactured in Japan and were supposedly available exclusively for sale in Japan. Unfortunately the first year on the Japanese market they did not do so well. The reason may have been that they did not appeal to the Japanese market as well as they did in the United States and Canada. The belief is that children wanted Kids who looked like them and in Japan the Kids did not exactly resemble their ethnicity. These specialty Kids included Wedding sets, Happy Coats, Kimonos, Karate, and Baseball outfits for both boys and girls. The girls also had a special Elegance edition in which they came dressed in longer fancier dresses trimmed in velvet and lace. When tourists and airline personnel brought Tsukuda Kids to the United States, the specialty outfits soon became a sought-after collectible.

Lili Ledy manufactured Cabbage Patch Kids and supposedly distributed them exclusively in Mexico. Lili Ledy Kids were the smallest quantity of any factory to produce Kids thus there is not a lot of information available on them. This may be due to the short amount of time that Lili Ledy actually produced the Kids. Shortly after finally being granted the license from Coleco to legally produce the Kids, Lili Ledy went out of business.

Triang-Pedigree manufactured Cabbage Patch Kids that were supposedly distributed exclusively in South Africa. Little is known of the Triang-Pedigree Company. A British company called the Lines Brothers had a temporarily merged the two already existing companies Triang and Pedigree to form Triang-Pedigree. Triang was the world-leading producer in model railways and

Pedigree Soft Toys was known worldwide for their teddy bears. The Triang-Pedigree Company is no longer in business.

Jesmar manufactured Cabbage Patch Kids in Spain and distributed to many places throughout Europe, the United Kingdom and Canada. Americans were only able to obtain Jesmar made Kids through special distributors who specialized in Cabbage Patch Kids distribution such as Hobby City in Anaheim, California and the Rowe-Manse Emporium in Clifton, New Jersey, both of which are no longer in business. Although they were not intended for sale in the U.S., several import houses were able to bring Jesmars into the country before being stopped by court unjunctions.

During the craze in 1983 and early 1984 when Cabbage Patch Kids were in VERY high demand, there were distributors who illegally imported CPK's into the United States to be sold for outrageous prices. One such company, Granada Electronics of Brooklyn, New York was among these illegal distributors who began importing Jesmars to the United States. Original Appalachian Artworks sought out an injunction under the Lanham Act, which prohibits the use of a trademark where it would be likely to confuse or deceive people. O.A.A. sought out the injunction due to problems with the adoption center processing and mailing of the foreign adoption papers. The court upheld a permanent injunction of the Lanham act on grounds that Jesmar Cabbage Patch Kids were neither intended, nor authorized, to be sold in the United States. Although these Kids do bear the O.A.A. trademark and were manufactured under the license from Coleco, they were not considered genuine goods because they were different from the Kids which Coleco's China factories produced. Granada Electronics were required to place labels on all of the remaining Cabbage Patch Kids boxes warning "parents" that the United States adoption centers would not be able to accept or process the foreign papers.

Not only Jesmar Kids but Coleco as well came in a variety of boxes depending on what country they were going to be distributed in. The ratio between Coleco Kids and Jesmar Kids being boxed in foreign boxes was about 50/50. P'tits Boux De Choux Kids were distributed to Canada by Coleco Canada. Arxon distributed Kuschel Kinder Kids in Germany. Les Patoufs Kids were distributed in France by Ideal. Coleco distributed I Bamboli del Campo Incantato Kids to Italy. Coleco distributed Kalungarnet Kids to Sweden and Finland. Although Coleco, Jesmar, Tsukuda, Triang-Pedigree, and Lili Ledy all manufactured and distributed Cabbage Patch Kids there were also other companies who were licensed for packaging and distribution of Coleco and Jesmar Kids only. Arxon as well as TolToys were one of these companies. Toltoys distributed mostly Coleco Kids to Australia while Arxon distributed both Coleco and Jesmar Kids to Germany.

Jesmar Kids do not seem to be made by a single factory but there is no information about their production. Some collectors, after years of observing Jesmars, feel that there are three to five different types of Jesmar Kids, which might suggest different factories made them. The information on the Jesmar production factories remains a mystery. There is very little information that supports that there were actually more than one specific production factory for Jesmar Kids. The following assumptions are based on years of gathering data and collectors theories, findings, and assumptions. Types of Kids, meaning a similar range of characteristics including freckle number, color, and pattern, hair colors and textures, facial coloring, height, and even eye

placement can play a big role in the identification process. Please refer to Chapter 16 for more Jesmar specific information.

Throughout the foreign production and distribution it was not uncommon to see Coleco Kids in Jesmar boxes or Jesmar Kids in Coleco boxes. By late 1985, when the constant demand for Cabbage Patch Kids slowed significantly production was ceased in the foreign countries and the last of the foreign stock was bought out by the remaining Coleco factories. Shortly afterward Jesmar Kids started to appear on US shelves in Coleco boxes. After the bought out foreign stock began to diminish in Coleco's factories there were a lot of left over parts. These foreign leftovers consisted of heads and bodies, which eventually found their way on to both Coleco and Jesmar Kids. Some of these foreign combinations included Jesmar heads on Coleco bodies, Coleco heads on Jesmar bodies, and there have even been Jesmar heads on Triang-Pedigree bodies reported. It is a real treat to find a half and half Kid.

When Coleco shut down foreign production in 1985, they had already contracted three more factories to produce Cabbage Patch Kids, pets, and accessories for the United States and Canada. Early 1984 through 1985 Kids started to appear from the PMI factory located in China and the UT and IC factories which were located in Taiwan. The PMI factory only produced Kids in 1985. The UT factory produced Kids from late 1984-1985. The IC factory produced Kids from 1984-1986 along with the original 1983 P, OK, and KT factories. In addition there was also the WS and SS factories which produced Preemies, Babies, and their respective clothing in late 1985 throughout 1986. The KT factory produced most of the early 80's pets and Koosas while the WJ and SY factories in Korea produced the Show Ponies. There were other various factories which included the CY and EX based in Taiwan and the FW based in China, which produced clothing only for Cabbage Patch Kids.

In 1989 Coleco went bankrupt and the license to produce Cabbage Patch Kids went to Hasbro Toy Company. The remaining Coleco stock went to Hasbro's production factories and the very first Hasbro Kids were what collectors call transitional Kids. These transitional Kids often had a Coleco head on a Hasbro body packaged in a Hasbro box. These Kids often appeared outside of the normal Coleco hair and eye combination matrix and some had the new sought after popcorn hairstyles.

The circled letters on the early Coleco body tags are factory codes, indicating which factory that Cabbage Patch Kids was manufactured in. The date on the body tags is the copyright date and not the date of manufacture.

Coleco Kids body tag front and back. There are some slight veriations of the different types of Coleco body tags.

Hasbro first edition 1990 body tag

Later years Hasbro body tag

Below:
Mattel 15th anniversary edition body tag.
These particluar tags had registration numbers which matched the Kids' birth certificate.
This was a limited number anniversary edition CPK.
This was the only edition which were given registration numbers.

Top:
This Mattel body tag was from an anniversary kid but this type of tag is common on all Mattel Kids.

OK Factory

Also known as the Kader factory. They were the largest producer of Cabbage Patch Kids. The OK factory produced kids with very large arms, hands, legs, and feet. Most of the time these kids are overstuffed. They have nice facial coloring and rosy cheeks. Very small numbers of OK kids have developed CPK "pox" rash (see p. 35) and it did not start to show until the mid 90's.There were several different variations of OK body tags some of which are shown below.

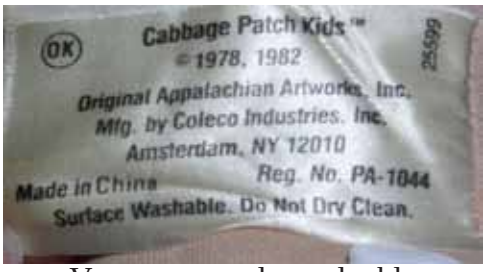

Very common large double sided single tag.

Common small double sided single tag.

Small double sided single Hong Kong tag.

HTF double double sided made in Hong Kong tag.

KT Factory

Also known as the Kam Yeun Toy Factory. The very first Coleco Kids seemed to be KT's. These kids often have a very pale tan complexion with little to no facial coloring. The hair is usually very soft and thin. They are well formed except for the hands, which are very big! The KT factory is the only one that produced kids with emroidered tags. This factory also produced the early Coleco Pets and Koosas. There were several different variations of KT body tags some of which are shown below. Some KT kids were 2-3 inches smaller than the regular 16 inch kids.

Top and bottom: front and back of an Embroidered tag courtsey of Bradley Bruinsma

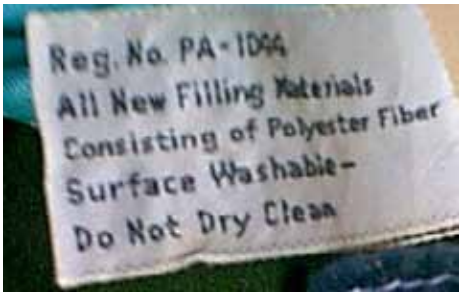

Both kids above are from the KT factory and have VHTF embroidered side tags.

Bottom right hand photo: signature and body tag of an embroidered kid. Words above the signature says "Designed by" then below is the XR stamped signature.

Both kids are double hong kong kids from the KT factory. They both have the common Hong Kong KT grey eyes. Left kid: 1985 & Right Kid: 1984

Both embroidered tag Kids and the photo below are courtsey of Dixie McLaughlin

P Factory

These are some of the most beautiful complected Kids produced in 1983. They are a nice even cross between the IC and OK Kids with georgous facial coloring. These Kids were understuffed and always have very small arms, hands, legs, and feet. Many of the double Hong Kong and regular P Kids developed pox. There were several different variations of P body tags some of which are shown below.

Small double sided single regular tag.

Small double sided double Hong Kong tag.

Large common P factory tags. Most but not all of the new 1986 holding hand Kids came with codes on their tags stating whether they were left or right handed. The code is right below the factory code indication R for a right hand holding kid and L for a left had holding kid.

PMI Factory

Most of these Kids appeared with a more tan peach like complexion. Their hair is almost always nice, full, and very soft to the touch. This mold developed reverse “pox”. They are yellow and brown colored spots on the vinyl face. Most PMI Kids who have developed pox have a sticky film on their face. These Kids’ “pox” appear like magic, if you wipe the sticky film off of their face a rash of “pox” developes almost instantly. Most of the body tags were made out of a more rough material very different from the regular silky cotton type body tags.

The “pox” rash on this PMI girl (above) is severe. Her rash developed right around the mouth instantly with just the simple touch of a finger.

The “pox” rash on this PMI girl (above) is severe. Her rash developed instantly along the hair line with just the touch of a cool wash cloth.

“Pox”

During the early Coleco production years some of the Cabbage Patch Kids, Preemies and Babies developed a rash which collectors like to refer to as “Cabbage Pox”. This condition is caused by an interaction between the vinyl ingredients used to make the mold. The theory about the baby powder scent is just that, a theory. Environment can also play a key role as to your Kid getting the pox rash. Obviously in hot, humid places the fungus/mold problem will be more apt to occur. All Kids should be stored in the same kind of environment that is comfortable for humans. That means don’t store your Kids in hot attics, humid garages, ect..

Very similar in appearance to a real child’s chicken pox rash but unfortunately these poor Kids are stuck with this “pox” rash, as they do not go away. Once a Cabbage Patch Kids has developed this rash, they will most likely have it forever.

In the beginning “pox” were not widely noticed as they did not begin to appear until years after production. This defect mostly occurred in the early P and PMI factory Kids, Preemies, and in the early 1986-1987 Babies. Over 15 years later collectors started to notice the “pox” showing up on more and more P and PMI Kids along with the KT and OK factory Kids. Most of the P factory Twins editions from 1985-1986 also have developed a kind of “pox” in which only a few dark blotches appear here and there throughout the facial area. Only a very small amount of Kids from the KT and OK factories have developed the rash to this day.

There are two types of “Pox” rash that Cabbage Patch Kids can develop. It all started with the P factory Kids in 1983 and the early 1984 Preemies. Weather they were from the China or Hong Kong Factories these P factory Kids and Preemies seemed to develop the “Pox” rash. This particular “pox” is a type of rash which include greenish/brownish spots that appeared in the vinyl of the CPK’s head and face. In 1985 the PMI factory developed what they call “reverse pox.” These reverse pox appeared on PMI Kids and were white in appearance. The KT Kids developed a type of “pox’ resembling the PMI factory Kids only these were more of a “measles” type with small white bumps all over the face as shown below. The OK Kids “pox” were more similar to the P factory Kids and Preemies. The Babies pox were so advanced that they seem to take over the whole head and face. These dark brown to black spots on the Babies are usually much more visible than other Kids with “pox” and can be seen for miles away!

Below are just three examples of the most advance stages of CPK “pox”.
Left to right: P factory bald boy with dark brown pin prick dots all over the face and head, CPK Baby with large brown spots all over the face, and CPK Baby with greenish spots all over face and head.

Most commonly seen P factory “pox” rash. These “pox” consume the entire area of the head.

Most commonly seen PMI factory reverse “pox” rash. Usually the PMI Kids “pox” were just some little dots here and there (above). Sometimes they were clumped in groups located in only one or two areas of the face (below).

Very uncommon KT reverse “pox” rash. The KT and OK Kids did not usually develope “pox”. The KT pox shown above are white bumps protruding from the facial viynla dn covers every inch of the head.

IC Factory

These Kids have lovely complexions and nice thick hair. Although many IC Kids have nice even complexions some of the Kids developed an olive or grey like tint to their faces. Unlike many of the other factories IC only made the large double single sided body tags. Some of these tags were made out of a more rough material very different from the regular silky cotton type tags. IC also had sub-factories such as the IC1, IC2, and IC3.

IC

IC1

IC2

IC3
Courtesy of Lee Ruby Rey

IC7

UT Factory

This factory was based in Taiwan and produced Kids for a very short time making the UT Kids limited in numbers. These Kids are slightly under stuffed but well proportioned. They have very unique facial features. The coloring is that of a porcelain like complexion with bright red 'apple' cheeks. The cheeks are so bright they can often be spotted a mile a way! Very few UT Kids, however, have developed a yellowing or jaundiced look to them. Similar to the IC factory, the UT factory had a sub factory, UT2. It is not uncommon to find a kid with a UT2 body tag but they are HTF. Unlike many of the other factories UT only made the large double single sided body tags.

Large double sided single regular tag.

Large double sided single UT2 tag.

Above left to right: #3 OK factory, #2 UT factory, and #2 P factory Kids. Compare facial complexions, especially the apple redness of the UT girls cheeks compared to the other two factories.

SS Factory and WS Factories

Main producers of Preemies, Babies, and their respective clothing. The SS factory also produced some of the early Coleco pets. The body tags only came as large double single sided tags. These tags were made out of a more rough material very different from the regular silky cotton type tags found on most of the regualr 16 inch Kids.

WJ and SY Factories

Main producer of the Cabbage Patch Kids Show and Circus Ponies. This factory did not produce any Cabbage Patch Kids.

LF, EX, and FW Factories

These odd factories produced specialty lines of clothing which could be purchased separately. LF factory below right: was the main producer of Animal sleepers.

LF and EX factories bottom left: mainly produced preemie and regular sized Kids clothing, especially the knitted outfits that came separately packaged. None of these odd factories produced any Cabbage Patch Kids.

Jesmar Body Tags

Many Jesmar body tags were large and dnouble sided. There were also some with small one sided single tags. These tags stated that the Kid was “Made in Spain” and ususally no factory code except for the usual J ina circle. Very few Jesmars came with body tags which had a specific Coleco factory code such as OK on them. These Kids are Jesmar Kids and were amde in Spain. It is unknown why there are Coleco factory codes on Jesmar body tags. One assumption may be that after these Kids were manufactered (made) in Spain the Kids were shipped to Coleco’s main distribution factories to be distributed to North America by the factory located on the Kids side tag. These Kids with the OK made in Spain body tags (shown below) were found in either Coleco or Canadaina boxes.

Small Jesmar made in Spain side tag that is sewed into the wrong side of the Kid. Normally the side tags are located on the same side as the tushie signatures.

Made in Spain OK P’tits Bouts de Choux large single sided double tag.

Made in Spain small single sided single tag.

Made in Spain large single sided double tag.

Made in Spain large OK single sided double tag.

Tsukuda Body Tags

The Tsukuda body tag came in only a few variations. From top to bottom: large double sided english tag, single double sided tag with a sticker tag on one side, and last the small double side tag with the front side in Japnese and the back in English.

Triang Pedigree Body Tags

This Triang Pedigree body tag shows how the sticker tag over the real tag may be peel back to reveal the original Triang tag.

Left: Back of the sticker replacement tag.
Bottom: Series of photos which shows the sticker peeling process.

Triang Pedigree non sticker tag.

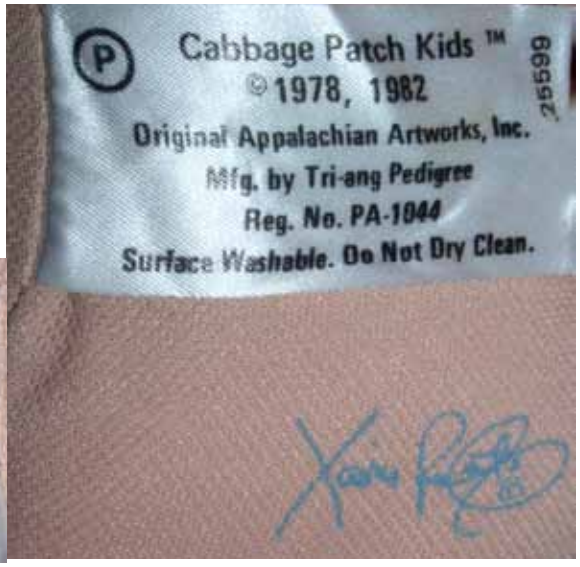

Left: Front and back of Lili Ledy body tags. They are very small double sided tags as seen in the photos. On one side of the body tag there is a reference to the P factory just like the Triang Pedigree Kids' body tags.

Above left to right: example of a Jesmar, Triang-Pedigree, Tsukuda, and Lili Ledy body tag.
Courtesy of Tony Sanchez

Chapter 4 - Coleco Birth Certificates and Boxes
Coleco Birth certificates and hand tags 1983-1985

With every special Cabbage Patch Kid came a birth certificate and adoption papers with his/her name on it along with a birthdate. Each unique Kid could be adopted into a loving home by sending in the adoption papers and receiving the certificate. Coleco's birth certificates came in either a pink or blue envelop depending on gender. Inside the Envelope contained the birth certificate, adoption papers, personality trait card, and often marketing pamphlets.

The front (left) and back (right) of a Coleco Kids hand tag.

Coleco Boy & Girl 1983-1985 Birth Certificate & Adoption Papers. Girl's is Pink & Boy's is Blue.

All the contents inside a Coleco envelope excluding the advertising brochures.

Coleco 1983-1985 Birth Certiciate & Adoption Papers.

(Top) Birth Certificate

(Bottom) Adoption Papers

(Left) Front of papers
(Right) Back of papers

Coleco Kids first birthday card.

Coleco Boy & Girl 1985-1986 Birth Certificate & Adoption Papers. Girl's is Pink & Boy's is Blue.

All the contents inside a Coleco envelope 1985-1986 excluding the advertising brochures.

Coleco1985-1986
Birth Certificate & Adoption Papers.

(Top) Birth Certificate

(Bottom) Adoption Papers

(Left) Front of papers
(Right) Back of papers

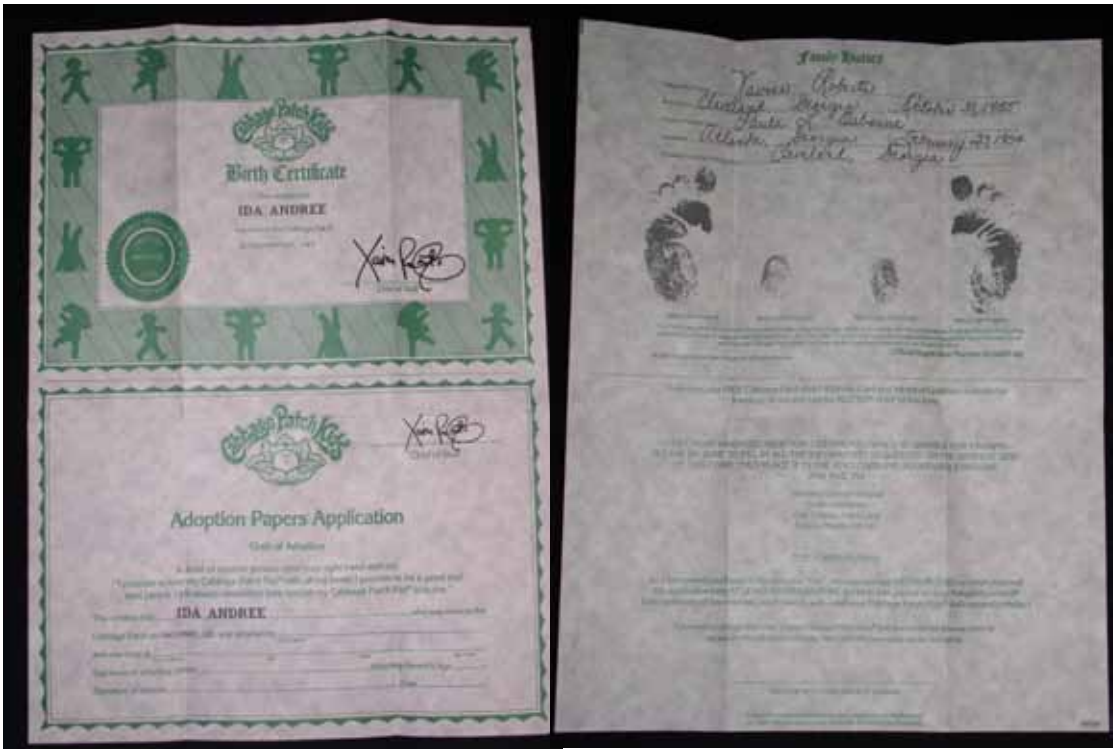

Adoption certificates that were mailed to you when you sent in the adoption application for your Kid.

Coleco adoption certificate 1983-1985

Coleco adoption certificate 1985-1986

Coleco Cabbage Patch Kids Boxes
Coleco 1983

Coleco 1984

Difference is the front banner indication the year, 1984.

Pink hair ribbons have been added and are not CPK.

French Canadian - Coleco 1984

"Ptits Bouts' de Choux" is french for
"little heads of cabbage"

Coleco 1985

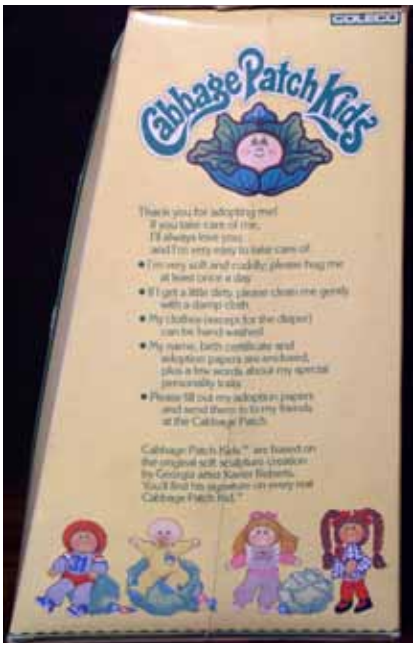
COLECO
Cabbage Patch Kids

COLECO
Cabbage Patch Kids

COLECO
Cabbage Patch Kids
THE LEGEND OF THE CABBAGE PATCH KIDS™

COLECO
Cabbage Patch Kids

1985
Cabbage Patch Kids

1985
Cabbage Patch Kids

Coleco Mail Order Catalog Boxes 1983-1985

Below Left: Koosas catalog box vs. Coleco Kids' box
Below right: Coleco Kids catalog box.

Coleco Mail Order Catalog Box

Front (Top left), back (top right), side and top (bottom right).

Below right: Mark checkes which kind of a kid is enclosed in the box.

Chapter 5 - Coleco Head Molds 1983-1985

Coleco produced twenty-seven head molds from 1983 through 1989. Head mold numbers 1-4 first appeared in 1983 and continued through 1984. Four new molds were introduced in 1985; numbers 5, 6, 8, and 9. In 1986, Coleco produced mold numbers 10 - 16 omitting 13. Just one year later in 1987, a total of seven new molds appeared: on the Kids, Cornsilk Kids, Designer Line Kids, and Transitional Kids were head mold numbers 17, 18, and 19; with molds 20 and 21 appearing on the Splashin' Kids and the Toddlers, finally the T7 and T8 exclusively on the Talking Kids. In 1988, head molds H22 and H23 appeared on the Growing Hair Kids only and mold number 30 appeared on regular Kids. In 1989, the numbers 36 (Coleco's only Asian face), 44, and 45 appeared on the Designer Line Kids. Also that year, the number 36 head mold appeared on the Toddlers.

Below is a head mold flow chart for the first 16 head molds only.

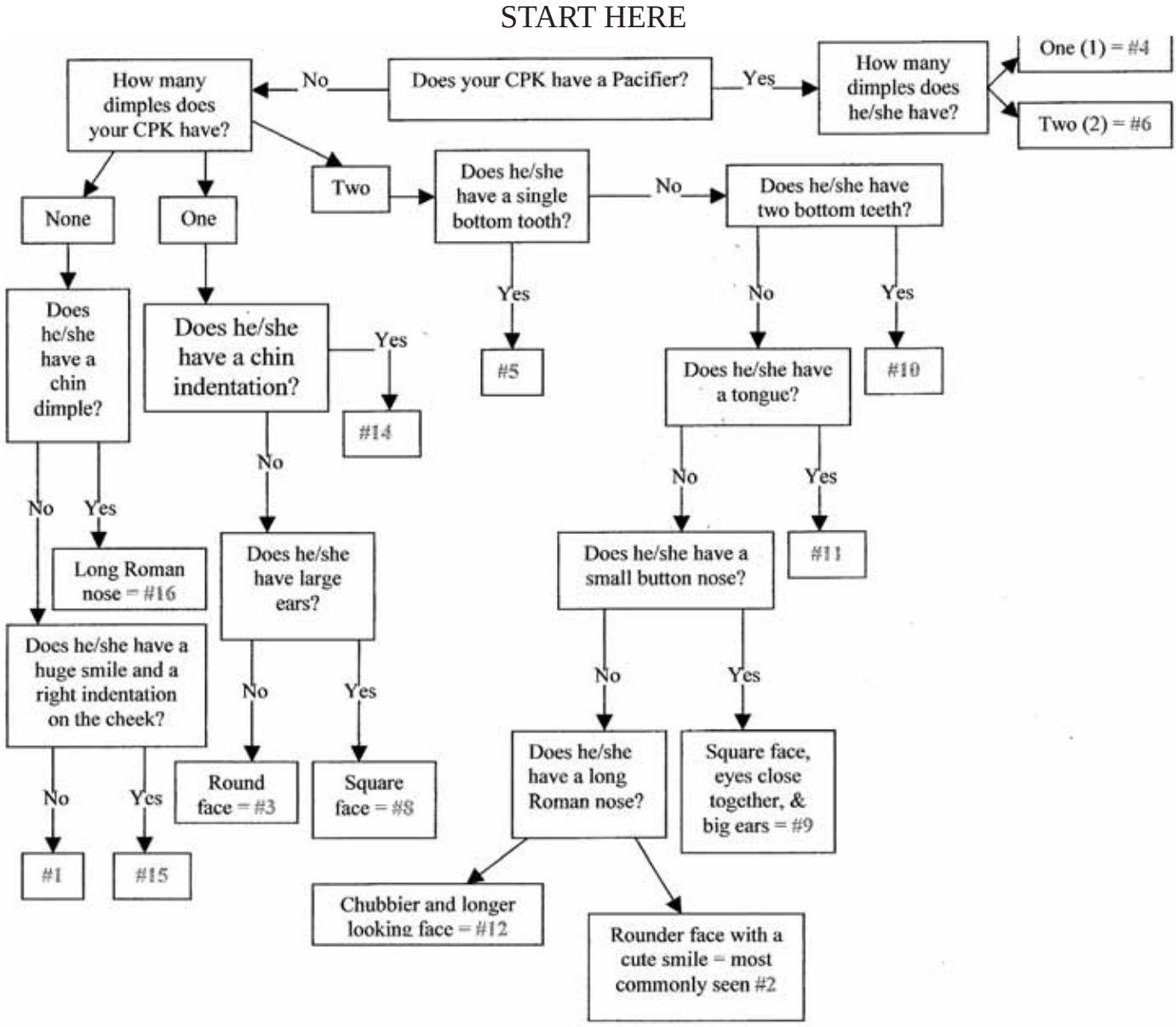

The following pages will show you some examples of the Coleco head molds.

#1 Head Mold

Very small, round face with equally small features such as a button nose, small eyes, and a sweet but shy smile. This Mold has no dimples. The #1 head mold was freckled in 1985 only on white kids. Some of these head molds were spilled over into 1986 bodies thus creating freckled 1986 #1 kids. Jesmar and TriAng (rare) #1's were also freckled.

Courtesy of La Nea Conner

#2 Head Mold

Opposite the #1, this mold has a large Roman nose, one dimple on each cheek, generally large eyes, and a mischievous grin that seems to say, “I didn’t do it!” This mold was freckled in 1983 only on both white and Af/Am kids with small eyes. Jesmar freckled #2’s but they all had large eyes. This mold was used on Regular Kids, later Preemies, Twins, World Travelers, and Toddlers.



Courtesy of La Nea Conner

#3 Head Mold

This is a true photogenic mold. Nice oval facial features, a small dimple on the left cheek, and a deep grin. This mold generally had large eyes however, small eyed #3 Kids were also produced in 1983 only. This mold was used on regular Kids, Preemies, Twins, World Travelers, Splashin' Kids, Toddlers, and Designer Line Kids.

Courtesy of La Nea Conner

The #3 head mold is a special head mold as it produced Kids with both small and large eyes like the #2. The small eyed 1983 Kids are harder to come by. The #3 Kids with small eyes were from 1983 only. A large amount of the large eyed #3 Kids seem to have come from the OK, P, or KT Hong Kong factories.

Left: 1983, OK factory, lemon loops small blue eyed boy came NRFB, packaged as a boy (the lemon loopy Kids in 1983 were packagd mainly as girls.)

Right: HTF 1983 double Hong Kong P factory, lemon loops, and large blue eyes.

Left: 1983 OK factory, tan fuzzy, with small blue eyes.

Right: HTF 1983 double Hong Kong OK factory, tan fuzzy, with large blue eyes.

Left: HTF 1983 Double Hong Kong KT factory with large green eyes.

Right: 1983 P factory Hong Kong head only with small green eyes.

#4 Head Mold

This mold was an ultimate favorite among many collectors. This sweet little face has small eyes, a small nose, and an open mouth, which holds a hard yellow plastic pacifier. There is also a dimple on each cheek. This mold was used on Regular Kids, Preemies, Babies, Twins, World Travelers, Designer Line Kids (did not come with paci's) and Toddlers.

Courtesy of La Nea Conner

#5 Head Mold

First introduced in 1985 this sweet smile shows the Kids first tooth! This single tooth mold has a dimple on each cheek. There was no head mold number on most of these kids. This mold was used on regular Kids, All-Stars, Circus Kids, Twins, World Travelers, and Astronauts, Cornsilk Kids, posables, and a few transitional Kids. Some of the kids from 1987-1990 appeared with orthodontic headgear (first kids came wearing the headgear, and later the headgear was packaged separately in the bottom of the box.)

#6 Head Mold

Who could resist this mold? Large puffy baby cheeks, a left dimple, and the ever so popular pacifier mouth. This mold was used on regular Kids, Twins, Allstars, Circus Kids, Cornsilk Kids (did not come with paci's), and babies. This mold was not used very often if at all after 1986.

Courtesy of Maggie Jernigan

Above left to right: OK factory lemon loops #4 head mold and a KT factory lemon loops #6 head mold.

----No #7 Mold------

#8 Head Mold

This mold is often referred to as the glasses mold. This square face mold has unusually large ears (to hold the glasses on the face), a deep smile and a left cheek dimple. This mold was used from 1985-1990. Not all #8 head molds came with a pair of glasses. This mold was used on regular Kids, later preemies, World Travelers, Circus, Allstars, Cornsilk, Astronauts, Growing Hair Kids (1988 Growing Hair Kids with auburn hair were freckled), and some transitional Kids were freckled also.

Courtesy of La Nea Conner

#9 Head Mold

Usually called the “Monkey Face” mold due to such a close placement of the eyes. Also contributing to the unusual name are the large ears, deep set grin, and dimples on each cheek. This mold appeared on regular Kids, Twins, World Travelers, Allstars, later Preemies, Toddlers, and Growing Hair Kids (1988 Growing Hair Kids with auburn hair were freckled.)

Courtesy of Jennifer Miles

Courtesy of Maggie Jernigan

Chapter 6 - Coleco Freckled Kids 1983-1985

Now that you are familiar with the early Coleco head molds let's continue with the what's and when's of freckles. The most commonly asked questions about freckles are; when did freckles first appear? And what head molds did the freckles appear on? Of all Coleco's what's, where's and when's freckles are probably the most general and easiest to keep up with. As you may have noticed in Chapter 1, head molds #1 & #2 both appeared with freckles. There is the answer to one of our questions. Freckles only appeared on the #1 and #2 head molds between 1983 and 1986. Now for the When. In 1983 freckles appeared on the #2 head molds, all of these Kids had small eyes. There were no freckled #2 kids with large eyes. There were no freckles in 1984 and then in 1985 freckles appeared again but this time they were on the #1 head mold only. Coleco also produced #1 head mold Kids in 1986 without freckles.

We have learned that the #2 head mold was freckled in 1983 and the #1 head mold was freckled in 1985. Well here is where it gets a bit tricky. Apparently Coleco had some left over freckled #1 heads that found their way to 1986 bodies. So there are some 1986 Kids out there who have a left over 1985 #1 freckled head. Based on information gathered over the years these hard to find 1986 freckled Kids have come from either the KT or IC Factories.

Freckles are very sought after, as they were not produced in mass quantities. A very small percentage of Kids were freckled and most of them were from the OK factory in 1983 and IC and KT factories in 1985. Most collectors feel that the freckled Kids are some of their favorites among their collection. Coleco's freckled Kids often bring higher prices than non-freckled Kids. However before you pay high prices for those beloved freckled faced cuties remember the basics. There are many Kids who have been customized with freckles added. In the early years of Coleco there were actually freckle clinics. Do not be fooled as many of these custom freckled Kids look exactly like the factory originals! The next few pages will include many colorful pictures of Coleco's freckled head molds.

Below: shows the difference between the #2 head mold with large eyes and no freckles and the #2 head mold with small eyes and eight small freckles on each cheek.

#2, OK factory, gold loops, with small green eyes.

#2, OK factory, tan loops, with small green eyes.

#2, KT factory, auburn single pony, with small brown eyes.

Freckles appeared on many different Kids throughout 1983, the Kids shown here are just a few of the examples. Below is a complete list of freckled Kids that collectors have reported seeing throughout the years. Many of these Kids are very common and other Kids however are not as common and can often be hard to find. Many of the 1983 freckled Kids were manufactured by the OK factory. A kid which is commonly seen does not necessarily mean that you will not pay a high price to get your hands on one of these cute #2 freckled faced Cabbage Patch cuties.

Coleco 1983 Freckled Girls

-Af/Am brown ponies/brown eyes*
-Auburn single pony/brown eyes*
-Bald/blue eyes*
-Brown braids/brown eyes
-Brown poodle-ponies/purple eyes*
-Brown poodle-ponies/grey eyes
-Gold braids/blue eyes*
-Gold loops/green eyes*
-Lemon loops/blue eyes*
-Lemon ponies/blue eyes*
-Red braids/blue eyes
-Red ponies/green eyes*
-Tan loops/green eyes*
-Tan poodle-ponies/green eyes*

Coleco 1983 Freckled Boys

-Af/Am brown fuzzy/brown eyes*
-Af/Am bald/brown eyes*
-Auburn loops/brown eyes*
-Bald/blue eyes*
-Brown fuzzy/blue eyes*
-Red fuzzy/blue eyes*
-Tan fuzzy/blue eyes*

* = Pictured on pages 61 through 65

#2 Brown poodle girl with small purple eyes and freckles

#2 Lemon loops girl with small blue eyes and freckles

#2 gold braids with small blue eyes and freckles
Courtesy of Dixie McLaughlin

#2 lemon ponies with small blue eyes and freckles
Courtesy of Dixie McLaughlin

#2double ponies Af/Am with small brown eyes and freckles. Courtesy of La Nea Conner

HTF1983 Af/Am freckled Kids.
Courtesy of Cindy Shaffer

#2 Tan poodle girl with small green eyes and freckles

#2 Brown fuzzy boy with small blue eyes and freckles

#2 brown shaggy Af/Am with small brown eyes and freckles. Courtesy of Dixie McLaughlin

#2 brown ponies Af/Am with small brown eyes and freckles. Courtesy of Dixie McLaughlin

#2bald Af/Am with small brown eyes and freckles. Courtesy of La Nea Conner

#2 brown fuzzy Af/Am with small brown eyes and freckles. Courtesy of La Nea Conner

#2 Red ponies girl with small green eyes and freckles

#2 Auburn loops boy with small brown eyes and freckles

#2 Red fuzzy boy with small blue eyes and freckles

#2 Bald boy with small blue eyes and freckles

Coleco's #1 freckled Kids are not as common as the freckled #2's. I would expect to pay a slightly higher price for a freckled #1 than a #2. The #1 head mold with freckles seem to have moslty come from the IC and KT factories. Below is a list of the freckled #1 head molds which were available in 1985.

Coleco 1985 Freckled Girls

-Brown braids/brown eyes*
-Brown poodle-ponies/blue eyes
-Gold braids/blue eyes*
-Lemon double ponies/blue eyes*
-Lemon loops/blue eyes*
-Lemon side pony/green eyes*
-Red braids/blue eyes
-Red double ponies/green eyes*
-Red single pony/green eyes*
-Tan single back braid/green eyes*

Coleco 1985 Freckled Boys

-Auburn loops/brown eyes*
-Bald/blue eyes
-Brown cut loops/brown eyes
-Lemon loops/blue eyes
-Tan loops/blue eyes*

* = Pictured on pages 66 through 68

#1 gold braids, blue eyes, and freckles

#1 Lemon loops, blue eyes, and freckles.

#1 tan loops, blue eyes, and freckles.
Courtesy of Heidi Bone

#1 Auburn loops, brown eyes, and freckles.

#1 tan single braids, green eyes, and freckles.
Courtesy of Dixie McLaughlin

#1 lemon double ponies, blue eyes, and freckles.
Courtesy of Bertha Lopez

The 1986 freckled Kids were merely a few left over #1 head molds from 1985 put on the new 1986 bodies. These leftover head molds seem to have had bodies from either the IC or KT factories and holding hands.

#1 Red poodle girl with greem eyes and freckles -IC Factory

#1 Red ponies girl with green eyes and freckles -KT Factory

#1 Lemon single side pony with green eyes and freckles - KT Factory

#1 Brown ponies girl with brown eyes and freckles -IC Factory

Chapter 7 - Hair Styles and Eye Color Combinations 1983-1985

Now that we are familiar with the different head molds and which were freckled, let's get familiar with the hair and eye color combinations. Between 1983 & 1986 there were many, many different color combinations of the hair and eyes. Through the years it has been confirmed that Coleco was very strict with which color combinations were used with each particular hair style and eye color. Even though Coleco was strict, factory worker made mistakes and occasionally a Kid is found that was not in Coleco's hair/eye color matrix. Please keep in mind that the various colors, not only in yarn but eye paint as well, may and probably do vary slightly in appearance. After all not every ball of yarn or eye paint mixture is going to be a perfect 100% match to one another.

There are six basic and very commonly known hair colors and include auburn, brown, gold, lemon, red, and tan. Along with these six hair colors came seven different hairstyles. Girls styles included; loops all over (poodle), single top pony tail, six rows loops & single top braid, double pony tails, double braids, loops all over with a single pony tail in the back, and the poodle hairstyle which consisted of loops all over with two small side pony tails. The boys' styles were very simple; loops all over (poodle) or fuzzy hair which can range from cut unraveled strands to a cotton candy like full head of fuzz. Although Coleco produced Kids with strict eye/hair color combinations there are however some slight variations. The brown can range from dark to more of a light and the blues range from light blue, to a gray, to purple in appearance. Coleco produced Kids with blue, brown, and green colored eyes. If all that isn't hard enough to remember now we start the process of which hair combinations were paired up with which eye colors. Don't forget to include freckles in the matrix combinations then last but not least sort everything out by gender!

From 1983-1985 regular kids had approximately 11 different types of hair styles. Those 11 styles came in seven different colors making an unlimited amount of hairstyles to go with each individual personality. Obviously braids and ponytails appeared only on girls, the fuzzy or shaggy hairstyles only appeared on boys, while the loops appeared on both genders. The girls had very strict eye colors for each specific hairstyle as well as the boys with their fuzzy hair. In addition to the complex matrix of hair colors there were also gender specific loops depending on the particular eye color.

The controversy between the fuzzy/shag headed boys has been a very common debate among collectors for many years now. Some collectors dispute the assumption that the fuzzy headed boys appeared in all colors throughout 1985. This debate exists because some questionable fuzzies did exist. They may have been fuzzed by people trying to make money on a supposedly rare Kid. These colors include auburn, gold, tan, and lemon. We know for a fact that Coleco produced the brown, red, and tan fuzzy Kids in 1983. Based on this assumption it leads to the belief that Coleco only produced fuzzy Kids in 1983 with the exception of the cut loops boys which appeared on the World Traveler series in 1985. Since gold, auburn, and lemon loops were all produced in 1983 it is very hard to tell which ones were actually factory fuzzy Kids. Coleco never produced the white Kids with red or brown loops however brown loops did appear on the African American boys.

As a general rule of thumb from 1983-1985 red headed girls with braids always had blue eyes and the ponytails always had green eyes. The brown poodle girls always had blue, blue-gray, gray, or purple eyes, while the auburn poodle only had brown eyes. The lemon side pony, tan back braid, tan poodle two ponies, and the red poodle with single pony all had green eyes. Gold loops and tan loops also always had green eyes. With the exception once again of the African American Kids all bald Kids had blue eyes.

The loops all over (poodle) style was gender specific so it is very important to distinguish which was which. Auburn loops and brown eyes were boys only. The lemon loops/blue, tan loops/green were girls, and the gold loops/green tend to be a mix of both genders. In 1985 the lemon and tan loops started to appear on boys as well as girls. There were very few exceptions to these rules and any kid outside of the matrix is often hard to find or very rare.

There were also some hair and eye combinations that only appeared on specific specialty Kids. For example the lemon braids and the auburn poodle girls only appeared on the Twins edition, the 1985 boys with the dark brown cut loops mostly appeared on the World Traveler edition, and the 1986 popcorn girls often appeared as astronauts and Clowns/ringmasters.

Hair Styles - The Rules
Part 1 - Girls

<---- From 1983-1985 Coleco produced girls with both braids (left top) and pony tails (left bottom). From 1983-1985 regular kids with braids came with very specific hair and eye combinations which were: gold/blue eyes, red/blue eyes, brown/brown eyes.

<--- Pony tail combinations were as follows:gold ponies/blue (not shown) lemon/blue eyes and red/green eyes. First introduced in 1983

<--- Coleco also produced what is called the poodle/ponies hairstyle. This style has loops all over with two small side pony tails. There were only two colors produced on regular kids, tan/green eyes and brown/blue violet (far right) or grey eyes (middle). First introduced in 1983.

<--- Coleco only produced Kids with an auburn and dark brown single back pony both with brown eyes. Both combinations were introduced in 1983.

First introduced in 1985 was the tan single back braid with green eyes.

First introduced in 1985 was the lemon single side pony with green eyes.
Note: the freckled girl to the right is a 1985 freckled #1 head mold on a 1986 body with holding hand.

Group of red poodle/single pony loops with a single long back pony girls.These single poodle girls all came with green eyes. First introduced in 1986.
Courtesy of La Nea Conner

These red headed beauties first appeared in 1986 and came in all head molds from #1 through #14, including the freckled #1 mold pictured above. In the photo to the left the #8 and #10 are not pictured, the #9 has glasses on, and the #5 is wearing authentic 1987 CPK orthodontic headgear. Note: the freckled girl above is a 1985 freckled #1 head mold on a 1986 body with holding hand.

Part 2 - Boys

Some CPK boys appeared with fuzzy hair, while the majority appeared with the loops all over or often referred to as the poodle hairtsyle. The difference between fuzzy and shaggy hair is a minimal but justifyingly different. It just depends on how much the little boys hair got combed. Fuzzy is more of a cotton candy like frizz and shaggy is just a very common cut loops which did not appear until the dark brown cut loops appeared on the 1985 World Traveler series Kids and the Clowns. Girls did not appear with fuzzy or shaggy hair. Collectors do not agree on the authenticity of the gold, auburn, and lemon fuzzy kids beacuse it is very easy to cut the loops and fuzz them by hand. Since there were no red looped Kids produced the red fuzzy boys were never questioned.

Right: dark brown cut loops with brown eyes. First introduced in1985. Appeared on World Travelers, Allstars, Twins, Circus Kids, and regular Kids.

Coleco produced fuzzy hair in tan, red, brown, and controversally on lemon, gold, and auburn.

Tan, red, and brown were all produced in 1983 only and appeared on all the headmolds which included: #1, #2 with large eyes, #2 with small eyes and freckles, #3 with large eyes, #3 with small eyes, and the #4.

Coleco also produced dark brown fuzzy hair on all the 1983 Af/Am headmolds (same headmold numbers as above tan fuzzy Kids.).

All Af/Am fuzzy Kids are Courtesy of Cindy Shaffer.

Part 3 - Girls vs. Boys

Left: African American bald Kids. ALL Af/Am Kids had brown eyes regardless of hair style or lack there of. Courtesy of Cindy Shaffer

Below: White bald CPK's were mostly boys but there were some packaged as girls.

Unlike Coleco Kids the foreign factories, especially Jesmar did not seem to have such strict hair and eye combinations. Jesmar Kids appeared with almost all of the colors possible.

In addition to the auburn and brown fuzzy Jesmar boys (bottom left) they also came with auburn and brown loops (top left). While the majority of the brown and auburn loopy Kids had brown eyes the fuzzy Kids were different. The auburn fuzzy seemed to have brown eyes while the brown fuzzy seemed to have blue or violet eyes.

Jesmar also freckled all combinations on all four of the head molds in which they produced. The fuzzy and loopy Kids came as either girls or boys.

Below left to right: OK auburn loops boy, KT tan loops girl, UT tan loops boy, UT gold loops boy, and a P lemon loops girl.

Tsukuda, Jesmar, and Triang-Pedigree were the only factories to produce Kids with red loops (all over the head). All three Producers made red loopy Kids with both green and blue eyes. These foreign Kids with red loopy Kids came as both boys and girls.

Triang-Pedigree boy (left) with green eyes and girl (right) with blue eyes.

Jesmar boy with blue eyes (left) Courtesy of La Nea Conner and Jesmar girl with green eyes (right) Courtesy of Debby White.

Tsukuda boys below all with green eyes except the #2 head mold boy in the middle he has brown eyes.

Tsukuda girl with blue eyes Courtesy of La Nea Conner

1983 girls gold loops vs. tan loops. Both hair styles appeared on girls with green eyes and the #2 head mold with small eyes appeared with freckles.

Chapter 8 - Coleco Kids, 1983

This chapter is dedicated to Coleco's 1983 Kids. Enjoy!!!

For more 1983 Kids see chapter 29

#1 - OK factory- red fuzzy with blue eyes.

#1 - P factory - tan fuzzy boy with blue eyes.

#1 - OK factory - bald boy with blue eyes.

#1 - OK factory - gold braids and blue eyes

#2 - OK factory - auburn loops, small brown eyes and freckles.

#4 - brown fuzzy with blue eyes. Courtesy of Kelly Bindon

#2 - OK factory - red fuzzy hair, small blue eyes and freckles.

#2 - OK factory - gold loops with green eyes.

#2 - OK factory - Long tan loops with small green eyes and freckles.

#2 - Double Hong Kong P Factory- tan fuzzy with large blue eyes.

OK factory - brown poodle with small purple eyes and freckles.

#2 - OK factory - tan fuzzy with small blue eyes and freckles.

#2 - OK factory - auburn single top pony with small brown eyes and freckles.

#2 - OK factory - brown fuzzy with small blue eyes and freckles.

#2 - double Hong Kong P factory - bald with small blue eyes and freckles.

#2 - OK factory - tan poodle with small green eyes and freckles.

#2 - OK factory - red ponies, small green eyes and freckles.

#2 - Double Hong Kong P factory - bald with small blue eyes and freckles.

#2 - OK factory- long lemon loops with small blue eyes and freckles.

#2 - gold loops with small green eyes and freckles. Courtesy of Vickie Carin

#3 - P factory double Hong Kong girl with lemon loops and small blue eyes.

#3 - P factory double Hong Kong girl with bown poodle and small purple eyes.

#3 - KT factory double Hong Kong - tan loops and green eyes.

#3 - OK factory - tan fuzzy with large blue eyes.

#3 - OK factory - tan fuzzy with small blue eyes.

#3 - OK Factory - red fuzzy with blue eyes.

#3 - OK factory - lemon loops with small blue eyes. **Factory fluke, packaged as a boy not a girl.**

#3 - P factory - tan loops and small green eyes.

#2 - OK factory - bronw single pony with small brown eyes and freckles. Courtesy of Vickie Carin

#2 - KT factory - red fuzzy hair with blue eyes.

Courtesy of Bertha Lopez

#4 fuzzy Af/Am Courtesy Bertha Lopez Reddressed in 1988 outfit.

#4 Lemon Fuzzy Courtesy of Bertha Lopez

#1 brown fuzzy Af/Am boy. Courtesy of La Nea Conner

#1 brown ponies Af/Am girl. La Nea Conner

Courtesy of Delanea Dunford

#4 - P factory - brown shag hair and blue eyes.

#4 - Double Hong Kong KT factory - bald girl with blue eyes.

#4 - OK factory - tan shag and blue eyes. Redressed in 1986 outfit.

#4 - KT factory - tan fuzzy with blue eyes.

#4 - OK factory Af/Am- bald with brown eyes. Courtesy of Cindy Shaffer

#4 - OK factory red fuzzy with blue eyes

#1 - OK factory Af/Am- pony tails and brown eyes. Courtesy of Cindy Shaffer

#4 - OK factory Af/Am- fuzzy with brown eyes. Courtesy of Cindy Shaffer

#3 - OK factory auburn single pony and brown eyes. Courtesy of Steve Kuether

#2 bald Af/Am with freckles Courtesy of La Nea Conner

#2 fuzzy Af/Am with freckles Courtesy of La Nea Conner

#2 ponies with freckles. Courtesy of La Nea Conner

#3 - bald Af/Am
Courtesy of La Nea Conner

#3 - braids Af/Am
Courtesy of La Nea Conner

#4 - Af/Am Fuzzy
Courtesy of La Nea Conner

#2 - Af/Am with ponies
Courtesy of La Nea Conner

#1 - red fuzzy hair and blue eyes.
Courtesy of La Nea Conner

#2 - redf uzzy with small blue eyes and freckles.
Courtesy of La Nea Conner

#2 - tan fuzzy with small blue eyes and freckles.
Courtesy of La Nea Conner

#4 - brown fuzzy with blue eyes.
Courtesy of La Nea Conner

#2 - bald with small blue eyes and freckles.
Courtesy of Delanea Dunford

#4 - brown poodle with blue eyes.

#2 - auburn single pony with small brown eyes and freckles.

#3 -African American with brown ponies and brown eyes.
Courtesy of Cindy Johnson

#2 - red braids, blue eyes, and freckles. Courtesy of Debby White

#4 - brown fuzzy hair and blue eyes. Courtesy of Debby White
Redressed in 1987 outfit.

#2 - brown poodle with two ponies, blue eyes, and freckles. Courtesy of Debby White

#2 - red fuzzy hair, blue eyes, and freckles. Courtesy of Debby White redressed in 1987 outfit.

#4 - triple Hong Kong - tan poodle with green eyes. Courtesy of Debby White

#1 - brown single pony with brown eyes. Courtesy of Cate van Zyl

#2 - bald with small blue eyes and freckles. Courtesy of Cate van Zyl

#3 - red fuzzy with large eyes. Courtesy of La Nea Conner

#2 -bald with small blue eyes and freckles. Courtesy of Carolyn Matterson

#1 -tan loops with small blue eyes and freckles. Courtesy of Carolyn Matterson

#2 - lemon loops with small blue eyes and freckles. Courtesy of Cindy Johnson

#1 -gold braids with blue eyes. Courtesy of Cindy Johnson

Chapter 9 - Coleco Kids, 1984

For more 1984 Kids see chapter 29

#1 - IC factory - Brown single pony and brown eyes. Redressed

#1 - KT factory - brown braids and brown eyes.

#2 - OK factory - gold braids and blue eyes

#1 - KT factory - auburn loops and brown eyes.

#4 - KT factory - brown poodle with blue eyes. Redressed

#4 - IC2 factory - red braids and blue eyes. Redressed in 1986 outfit.

#4 - OK factory - lemon ponies and blue eyes.

#4 - KT factory - auburn loops and brown eyes.

#3 - OK factory - tan poodle and green eyes.

#3 - OK factory - auburn loops and brown eyes.

#3 - OK factory - red braids and blue eyes.

#3 - OK factory - lemon ponies and blue eyes. Redressed in 1986 outfit.

#1 - Af/Am OK factory - brown double ponies and brown eyes.

#3 - OK factory - lemon ponies with blue eyes. Courtesy of Marie Engelke

#2 - OK factory - lemon ponies and blue eyes. Courtesy of Marie Engelke

#2 - OK factory -red ponies and green eyes. Courtesy of Marie Engelke

#1 - OK factory - gold loops with green eyes. Courtesy of Marie Engelke

#1 - P factory - red braids with blue eyes. Courtesy of Marie Engelke

#4 - lemon fuzzy hair with blue eyes. Courtesy of Kelly Bindon

Chapter 10 - Coleco Kids, 1985

For more 1985 Kids see chapter 29

#2 - IC factory - brown cut loops hair with brown eyes.

#5 - OK factory - brown single side pony and blue eyes.

#9 - KT factory - tan loops and blue eyes.

#5 - P factory - brown braids and brown eyes.

#5 - OK factory - brown poodle and purple eyes.

#2 - KT factory - brown poodle and grey eyes.

#4 - UT factory - tan loops and blue eyes.

#5 - OK factory - auburn loops and brown eyes.

#4 - OK factory - lemon loops and blue eyes.

#2 - P factory - long tan loops and green eyes.

#2 - IC1 factory - brown poodle and purple eyes.

#2 - IC1 factory - gold loops and green eyes.

#4 - P factory - red ponies and green eyes.

#1 - KT factory - auburn loops, brown eyes, and freckles.

#2 - UT factory - brown double braids and brown eyes.

#4 - KT factory - brown poodle and grey eyes.

#4 - IC factory - lemon ponies and blue eyes

#2 - P factory - long tan loops and green eyes.

#1 - KT factory - tan single braid and green eyes.

#8 - OK factory - red braids and blue eyes.

#4 - P Factory - Red ponies and green eyes.

#3 - UT factory - gold loops and green eyes.

#2 - IC2 factory - gold loops and green eyes.

#1 - UT factory - lemon ponies and blue eyes.

#6 - P factory - brown single pony and brown eyes.

#3 - P factory - lemon ponies and blue eyes.

#4 - P Factory - tan poodle/ponies and green eyes.

#2 - UT factory - bald with blue eyes.

#4 - PMI factory - lemon single braid and green eyes

#1 - IC factory -gold braids, blue eyes, and freckles

#1 - UT factory - lemon ponies and blue eyes.

#1 - UT factory - tan poodle and green eyes.

#2 - UT factory - brown poodle and blue eyes.

#2 - UT factory- brown braids and brown eyes.

#4 - UT factory - red braids and blue eyes.

#1 - UT factory - auburn loops and brown eyes.

#4 tan loops with blue eyes, #5 tan poodle with green eyes, and #2 gold loops with green eyes. First three photos are Courtesy of Betty Johnson

#1 - brown braids with brown eyes. Courtesy of Brooke Fagot

#9 bald with blue eyes and #4 Af/Am brown loops with brown eyes. Redressed in 1986 oufits. Courtesy of Cindy Shaffer

#2 - tan poodle with back braid and green eyes. Courtesy of Patti Hunt

#4 - red ponies with blue eyes. Wearing 1983 flowered overalls. Courtesy of Bertha Lopez

(left ot right) #4 - gold loops with green eyes, #4 - tan loops with blue eyes, and #4 lemon single side pony with green eyes. Courtesy of Rosanna D'Elia

#4 - lemon single back braid with green eyes. Courtesy of Bertha Lopez

First five Af/Am Kids photos are Courtesy of La Nea Conner

#1 - Af/Am bald with brown eyes. Redressed in 1986 oufit

#4 - Af/Am bald with brown eyes.

#4 - Af/Am brown loops with brown eyes. Redressed in 1986 oufit

#4 - Af/Am brown shag with brown eyes.

#4 - Af/Am brown braids with brown eyes.

#2 - kt factory - bald with blue eyes

#2 - OK factory - auburn loops and brown eyes

#4 - auburn loops with brown eyes. Courtesy of Carmen Parkhurst

#8 - brown single pony with brown eyes. Courtesy of Carmen Parkhurst

#3 - lemon ponies with blue eyes. Courtesy of Carmen Parkhurst

#4 - lemon ponies with blue eyes. Courtesy of Carmen Parkhurst

#4 - brown poodle with blue eyes. Courtesy of Carmen Parkhurst

#4 - lemon ponies with blue eyes. Courtesy of Debby White

#4 - tan back braid with green eyes. Courtesy of Debby White

#4 - brown braids with brown eyes. Wearing 1983 flowered overalls. Courtesy of Debby White

#4 - brown poodle with blue eyes. Courtesy of Debby White

#4 - red poodle with single pony and green eyes. Courtesy of Debby White

#4 - tan back braid with green eyes. Courtesy of Debby White

#4 - PMI - red braids and blue eyes. Wearing 1987 outfit.

#4 - lemon ponies with blue eyes. Courtesy of Cate van Zyl

#4 - Gold loops with green eyed. Courtesy of Cate van Zyl

#4 - auburn loops with brown eyes. Courtesy of Cate van Zyl

#4 - lemon loops with blue eyes. Courtesy of Cate van Zyl

#6 - lemon loops with blue eyes. Courtesy of Cate van Zyl

#4 - Af/Am brown fuzzy with brown eyes. Courtesy of Bertha Lopez Redressed in 1986 oufit

#4 - brown braids with brown eyes. Courtesy of Lee Ruby Rey

#4 - PMI factory - lemon single back braid with green eyes. Courtesy of Lee Ruby Rey

#5 - Af/Am brown shag with brown eyes. 1987 CPK head-gear has been added. Redressed in 1986 oufit. Courtesy of Marie Engelke

#1 - lemon ponies with blue eyes. Courtesy of Bertha Lopez

#3 - red poodle with single pony and green eyes.

#2 - brown poodle/ponies with grey eyes. Courtesy of Judy Morris

#4 auburn loops with brown eyes Courtesy of Judy Morris

World Travelers

In 1985 Coleco introduced the first of its specialty lines with distinctive costumes and packaging. The World Travelers are U.S. Kids that have visited one of five foreign countries and come home wearing a costume from that country. They are seated in yellow and brown trunk-like boxes with a handle and travel stickers. Each Kid has a CPK Airways flight bag, a boarding pass, passport, and souvenir T-shirt. The passport has a place for the Kid's photo and includes validation stickers. The Travelers are Caucasians with the first four Coleco molds, as well as the new molds introduced in 1985: the single-tooth 5, pacifier 6, 8, and 9. Some of the girls have new hairstyles, such as the red poodle/single pony, lemon side pony, lemon single braid, and auburn poodle/ponies. Most have OK, P, or PMI body tags.

The Travelers were only made in 1985 and have six costumes from five countries. The Holland girls wear blue dresses, white aprons and hats, and white vinyl clogs. The Scotland girls come in red tartan plaid kilts and tams, and the China girls wear red brocade "pajamas." The boy from Russia is costumed as a Cossack horseman with brown velveteen pants tucked into boots, red Cossack shirt, and black fur hat. The Spanish girl is a flamingo dancer in red trimmed with black lace; the boy is a matador in green velveteen.

The 1986 Coleco catalog depicts six more Travelers from England, France, Ireland, Italy, Japan, and Switzerland but these were never marketed. Prototype outfits, however, sold on eBay in 2005 and have been added to several CPK collections.

Text is courtesy of Ann Wilhite - See Ann Wilhite's article, "Cabbage Patch Kids as World Travelers" in the September 2005 ***Doll Reader***, pp. 53-57

Spain

Girls came in two different dress types, (girl on the right) two rows of lace, no mantilla edging and white bow.

Courtesy of Ann Wilhite

Holland

Top: courtesy of Ann Wilhite

Russia
Courtesy of Judy Morris
(top) and Ann Wilhite
(bottom)

China
Courtesy of Judy Morris
(top) and Ann Wilhite
(bottom)

Bottom: courtesy of Ann Wilhite

Scotland

World Traveler's included a kid in clothes which represented the country in which he/she "visited" including hat and shoes, a souvinier t-shirt from that country, luggage bag with passport, travel tickets, and stickers. They had a regular kids 1985-1986 birth certificate and a World Traveler's hand tag.

World Traveler Kids Came in a “trunk” box these sets came from 5 different countries as depicted on the back of the box; China (girls only), Holland (girls only), Scotland (girls only), Russia (boys only), and Spain (boys and girls).

Left: back of a Coleco World Traveler box.

Below: front of a World Traveler mail order catalog box.

From the Coleco 1986 Catalog.
Courtesy of Ann Wilhite

These five World Traveler prototype outfits were shown in marketing brochures but never made it to production.

World Traveler prototpye clothing. These were made for the 1986 Toy Fair but never got mass produced on kids. Clothing only kids are just for display purposes. Left to right: English, Middle Eastern, Italy and Korea.
Courtesy of La Nea Conner

Ireland prototype outfit Courtesy of Dixie McLaughlin

CPK Western Sets

In 1985 Coleco offered a plush Show Pony in a barn-like box either alone or with a Kid in a Western Outfit. Most of these cowgirls and cowboys were IC-tagged with lovely complexions and lustrous, thick yarn hair; many of the #1 face molds were freckled. The six outfits were also packaged separately as a Western Collection, each with a vinyl Western hat (red, blue, or white) and brown (or white) boots. Girls wear skirts and boys wear pants in three sets: 1) denim with red-checked shirt, bandana, and yellow corduroy vest; 2) brown suede with blue plaid shirt, fringed vest; and 3) Country Western satin (white skirt and gold fringed blouse for girls, red satin and silver lame for boys).

Text is courtesy of Ann Wilhite

Courtesy of Ann Wilhite

Courtesy of Judy Morris

Courtesy of Marie Engelke

These three photos are from the Magic Crystal Valley Museum.

All six of these Western styles were available.
This photo was taken out of the 1985 Coleco catalog.

Back and front view of the Cowboy/girl package outfits.
Courtesy of Ann Wilhite

1985 Coleco Show Pony and Kid western set. This set came in a slightly larger box than the regular show ponies alone. Most of these kids were from the IC factory.

In the Western set box the birth certificate and hand tag were the exact same as a regular 1985-1986 Kids set.

Couture Kids 1985

In late 1984 and 1985 Coleco made a limited edition of fur-coated Kids for the Canadian market. The Caucasian or African-American girls and boys come standing in a yellow box with blue liner. A red banner on the front identifies them as “Couture Kids Collection/Collection de Vetements des P’tits Bouts de Choux.” Each Kid wears a full-length unlined coat over a Coleco outfit, earmuffs (girls) or hat (boys), and mukluks (boots) over the Coleco lace-up shoes. The furs are native to Canada: silver fox, timber wolf (beige), Canadian lynx (“tiger stripe”), and beaver (dark brown). Some fur sets were packaged separately and some later appeared on Canadian Twin sets. These furs should not be confused with the girls-only lined Fantasy Furs sold in the U.S.

Text is courtesy of Ann Wilhite

Two middle photos above are Canadian P’tits Couture Kids and Courtesy of Manuel Crisostomo. Left is the Canadian Beaver set and right is the Canadian Lynx.

Left: Timberwolf fur set and Couture box front. Courtesy of Ann Wilhite

Canadian P’tits Couture Silver fox fur set
Courtesy of Cindy Shaffer

Canadian Lynx Courtesy of Loraine Crawford

Some of the twin sets sold in Canda came wearing the Couture Collection Furs. #5 head mold girls. Underneath furs are HTF mint green self portrait dresses. Courtesy of Ann Wilhite

These fur sets were also available for purchase separately in Canada.
Courtesy of Ann Wilhite

Coleco Twins 1985-1986

In 1985 Coleco introduced identical and fraternal Twins in large boxes with Twin wrist-tags and papers and beautiful outfits in three styles: party dresses, knit snowsuits, or velveteen suits and dresses with leggings.

The party dresses with dropped waists, tucked V-shaped bodices, and satin or velvet waist bows come in a variety of colors (yellow, lilac, peach, pink, and two shades of blue) and included white lace tights, organdy tucked gloves, and T-strap shoes. The knit snowsuits (bib overalls, white shirt, cap) come in yellow, peach, teal, lavender, light green/teal or blue.

Boys in velveteen wear lined two-button jackets, short pants with straps, white shirts, and bow ties; girls have short dresses with white yokes trimmed in eyelet, leggings, and tams with white pom-pom. Colors include light blue, royal blue, forest green, red, burgundy, rust, yellow, and gold.

The Twins continued in 1986 but instead of new outfits (as shown in the Coleco 1986 catalog), Coleco "dumped" separately packaged outfits, such as the Fantasy Furs and Animal Sleepers. A few Twin sets, especially in Canada, came with World Traveler outfits. Some of the 1985 Twin outfits also appeared on regular Kids and Cornsilk girls (the party dresses).

Most of the Twins have either P-tags (most common) or OK-tags, Caucasian or African-American ethnicities, and the 1983-85 molds (1-4, 5-9). New hairstyles included lemon loops for boys, lemon braids for girls, and the auburn poodle/ponies for girls. In 1986 some Twin girls had popcorn hair. Although labeled on the box as a "Limited Edition," the Twins were easy to find in 1985-86 and are still available MIB on the secondary market.

Text is courtesy of Ann Wilhite

#4 - 1985 OK factory - auburn loops and poodle with brown eyes. (boy shown without jacket)

#6 - 1985 P factory - auburn poodle and loops with brown eyes.

#3 - 1985 P factory -bald with blue eyes.

#6 & #5 Auburn twins
Courtesy of Brooke Fagot

#5 Auburn poodle/loops Courtesy of CindyJohnson

#3 & #5 Tan loops & Poodle
Courtesy of Cindy Johnson

#9 Kids dressed in lion sleepers.
Courtesy of Dixie McLaughlin

#4 Jesmar Canadian P'tits gold loopy boys. Courtesy of Dixie McLaughlin

#5 - lemon loops & braids both with blue eyes.
Courtesy of Ann Wilhite

#8 - OK factory - both have red braids and blue eyes.

#5 & #6 - lemon ponies with blue eyes.
Courtesy of Ann Wilhite

#3 and #8 Auburn loops
Courtesy of Cindy Johnson

#2 & #4 Af/Am bald Kids.
Courtesy of James Burnes

#9 girls in white fur coats
Courtesy of Dixie McLaughlin

#4 Twins in white fur
Courtesy of Susan Weidman

#9 cut loops boys
Canadian Twins Box
Courtesy of Dixie McLaughlin

#3 - 1986 P factory - both have brown pigtails and brown eyes. Came wearing Lion Sleepers.

These prototype Kids were apparently made for Coleco's salesmen as samples.

(Right)
#6 prototype twins
Courtesy of Dixie McLaughlin

Twins Clothing

Boys Velvet Outfit's consisted of three peices; overalls, a satin lined jacket, and a white shirt with matching bow ite. Although these originally appeared on kids packaged as twins, by late 1985 and early 1986 they were also appearing on seperatly boxed kids. These outfits also appeared for sale sepratly although there were normally two in one package either boy - boy, boy-girl, or girl - girl.

Light blue

Left green. After 1985 the Twins outfits came separately packaged.

Right: The Cabbage Patch Kids logo appears on the top left front of the overalls just under the jacket.

Red shown without jacket.

Yellow/gold

Burgandy

Dark blue

Green

Orange/rust

Lilac Bright blue Bright yellow

Knits

The snow suit knits came only with boys wearing them

Colors included: light purple, blue, yellow, peach, and teal.

Courtesy of La Nea Conner

Twins Birth Certificates and Hand Tags.

Courtesy of Ann Wilhite

Coleco Twins hand tags.

Coelco Twins official adoption certificate.

Courtesy of Ann Wilhite

Twins Boxes

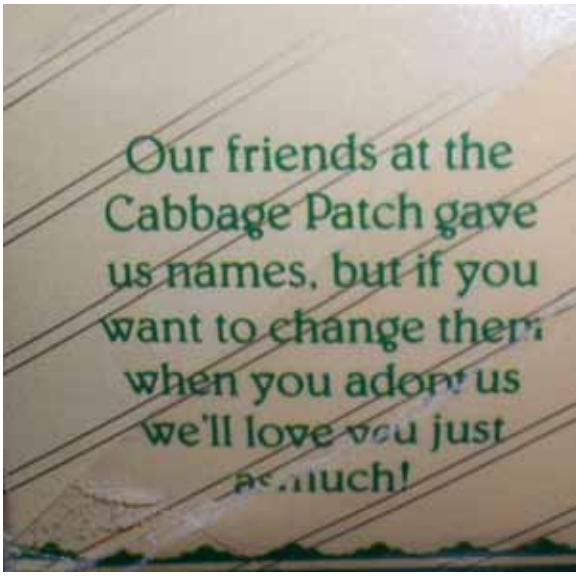

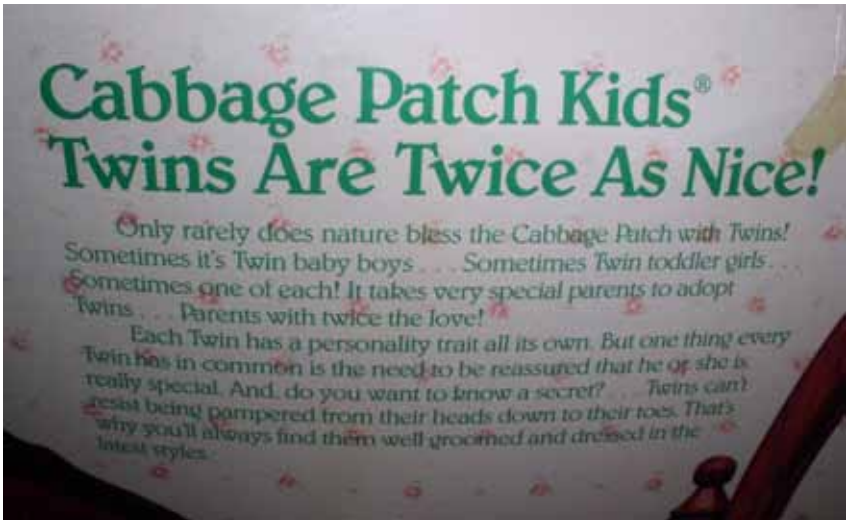

Twins box 1985

Chapter 11 - Coleco 1986 Kids

For more 1986 Kids see chapter 29

From 1983-85 Cabbage Patch Kids were the top-selling toy in the U.S. Hoping to expand its market even more, Coleco in 1986 added six new head molds (10, 11, 12, 14, 15, 16), new hairstyles, a hand-holding feature, and four specialty lines: Circus Kids, Astronauts, All-stars, and Cornsilk Kids. Coleco also redesigned the birth and adoption papers and changed the red banner on the box front to read “The Official.” Kids were wired between thumb and forefinger, which enabled them to hold an accessory--such as a crayon or toothbrush (regular Kids), flag (Astronaut), pennant (All Stars), or hairbrush (Cornsilks).

Text courtesy of Ann Wilhite

1986 Holding Hand Booklet

#10 Head Mold

This mold first appeared in 1986. This is known as the two teeth mold. It has a slightly open mouth with two bottom teeth, a long Roman nose, and a dimple on each cheek. This mold was used on regular Kids, Allstars, Circus Kids, Astronauts, and Cornsilk Kids only from 1986-1988

Courtesy of La Nea Conner

#11 Head Mold

This cute face mold has a slightly pink tongue curled up on the left side of the mouth, a dimple on each cheek, a long Roman nose, and a chin indentation. This mold was used on regular Kids, Allstars, Circus Kids, Astronauts, Cornsilk Kids, transitional Kids (some were freckled) and poseable Kids.

Coleco/Habro transitional boy has a coleco head and a Hasbro body.

#12 Head Mold

This mold is very similar to the #2 head mold. It has a large Roman nose and one dimple in each cheek. This mold has a large deep set grin. This mold was used on regular Kids, Allstars, Circus Kids, Astronauts, Cornsilk Kids, poseables, and transitional Kids (some transitional girls appeared with freckles.)

Courtesy of La Nea Conner

Courtesy of La Nea Conner

Courtesy of La Nea Conner

Courtesy of La Nea Conner

Courtesy of Manuel Crisostomo

----No #13 Mold-----

#14 Head Mold

This pudgy-faced mold has large round cheeks with a right dimple, a small button nose, an an indentation on the chin. This mold was used on regular Kids, Allstars, Circus Kids, Astronauts, and Cornsilk Kids only from 1986-1988

Courtesy of Cindy Shaffer



Courtesy of Cindy Shaffer

Courtesy of Maggie Jernigan

Courtesy of Maggie Jernigan

Courtesy of Maggie Jernigan

Courtesy of Maggie Jernigan

Courtesy of Maggie Jernigan



Courtesy of Cindy Shaffer

#15 Head Mold

What a truly sweet mold this one is. This one has a small nose, dimple-less puffy cheeks with an incredibly large smile. This mold was used from 1986-1990 on regular Kids, Allstars, Circus Kids, Astronauts, Cornsilk Kids, Growing Hair Kids (1988 auburn haired girls came with freckles), Toddlers, and poseables (1990 boys with red cliped hair came with freckles).

Courtesy of Carri Butler

Courtesy of La Nea Conner

Courtesy of Carri Butler

Courtesy of Carri Butler

Courtesy of Carri Butler

Growing Hair Girl with freckles.
Courtesy of Carri Butler

#16 Head Mold

Almost identical to the #12 head mold. The only difference is this mold has no dimples and has a chin indentation, the #12 has a dimple on each cheek. This mold was used from 1986-1987 on regular Kids, 1986 twins (especially the Af/Am Twins) Allstars, Circus Kids, and Cornsilk Kids.

Courtesy of La Nea Conner

Courtesy of Cindy Shaffer

Courtesy of Ann Wilhite

Kids

#1 - IC2 factory - red single poodle, green eyes, and freckles

#1 - KT factory - red ponies, green eyes, and freckles

#1 - IC1 factory - brown braids, brown eyes, and freckles.

#1 - KT factory-lemon single side pony, green eyes, and freckles.

#5 - brown double ponies with brown eyes. Courtesy of La Nea Conner

#5 - red poodle with single back pony and green eyes.Courtesy of La Nea Conner

#4 - tan lion mane with green eyes. Courtesy of Bertha Lopez.

#4 - red poodle with single pony and green eyes.

#6 - KT factory - lemon loops and blue eyes

#6 - KT factory - lemon loops and blue eyes

#6 - P factory - tan lion mane with green eyes.

#6 - bald Af/Am
Courtesy of Maggie Jernigan

#14 - auburn loops with brown eyes.
Re-dressed in HTF 1983 engineer overalls.

#6 - brown loops Af/Am
Courtesy of Maggie Jernigan

#6 - bald girl with blue eyes. Courtesy of Maggie Jernigan
Head-band added

#8 - tan lion mane with green eyes.
Courtesy of Cate van Zyl

#8 - PMI factory - lemon back braid and green eyes.

#9 - OK factory - auburn loops and brown eyes.

#12 - bald with blue eyes.
Courtesy of Carmen Parkhurst

#6 - brown dinlge top pony with brown eyes.
Courtesy of Cate van Zyl

#9 - OK factory - brown poodle and purple eyes.

#9 - OK factory - lemon loops and blue eyes. came dressed in a Twins outfit.

#9 - OK factory - tan lion mane and green eyes.

#9 - OK factory - lemon ponies and blue eyes.

#9 KT factory - bald with blue eyes.

#9 - tan single braid/green Courtesy of Maggie Jernigan

9 - lemon single side pony Courtesy of Maggie Jernigan

#9 - lemon Ponies blue eyes Courtesy of Amy Fretwell

#10 - IC1 factory - red braids with blue eyes.

#10 - IC3 factory - auburn loops and brown eyes

#10 OK factory -lemon single side pony and green eyes.

#10 KT factory - lemon loops and blue eyes.

#12 -P factory - auburn loops and brown eyes.

#11 - OK factory - bald with blue eyes.

#14 - gold braids with blue eyes. Courtesy of La Nea Conner

#14 - Af/Am brown ponies with brown eyes. Courtesy of La Nea Conner

#14 - Bald with blue eyes. Courtesy of Cindy Shaffer

#14 - auburn single pony and brown eyes. Courtesy of Cindy Shaffer

#14 -lemon single braid with green eyes. Courtesy of Cindy Shaffer

#14 - tan single braid Courtesy of Delanea Dunford

#14 - red single/poodle Courtesy of Maggie Jernigan

#16 Courtesy of La Nea Conner

#4 tan lion mane with green eyes. Courtesy of Bertha Lopez

#16 Courtesy of La Nea Conner

#14 - KT factory - lemon braids and blue eyes.

#14 - KT factory - auburn loops and brown eyes.

#14 - bald Af/Am Courtesy of Maggie Jernigan
Head-band added

#14 - bald with blue eyes. Courtesy of Maggie Jernigan

#14 - tan loops with blue eyes. Courtesy of Maggie Jernigan

#5 - brown double ponies with brown eyes. Courtesy of La Nea Conner

#5 - IC? factory - red single back pony and green eyes.

#5 - KT factory - lemon loops and blue eyes.

#5 - brown poodle with brown eyes. Courtesy of La Nea Conner

All 1986 holding hand Kids pictured on this page are Courtesy of Marie Engelke.

#10 - OK factory - gold braids with blue eyes.

#10 - KT factory - auburn loops with brown eyes.

#11 - KT factory - lemon loops with blue eyes.

#4 - OK factory - gold braids with blue eyes.

#5 - KT factory - red ponies with green eyes.

#4 - OK factory - red poodle with single long pony and green eyes.

#4 - OK factory - red poodle with single long pony and green eyes.

#6 - P factory with brown braids and brown eyes.

#10 - OK factory - Brown braids with brown eyes.

#16 - P factory - Af/Am with brown braids and brown eyes.

#10 - OK factory - lemon single side pony with green eyes.

Coleco 1986 - Boxes

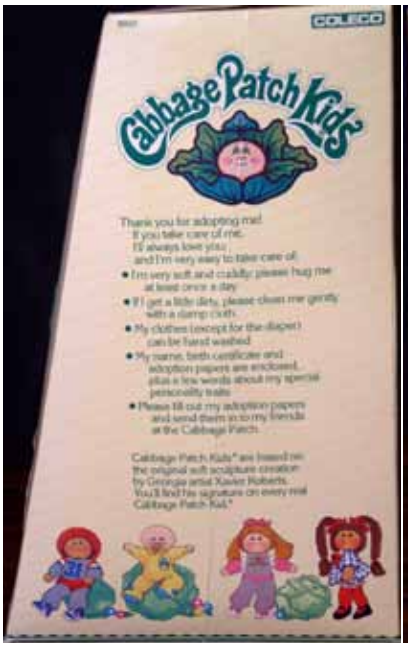

The 1986 holding hand kids featured not only crayons but tooth brushes as well. Most of the 1986 Coleco Kids were holding a color crayon in either the right or left hand. Most of the CPK's were right handed but many did appear with left holding hands as well. There is a wire in one of the thumbs to help hold the crayon in place. The crayons first appeared in a plastic crayon holder attached to the kids hand. Towards the end of 1986 the crayons then began to appear wrapped in cellophane only. Most of the crayons were Coleco and had "Cabbage Patch Kids" written on one side of them and the name of the color crayon on the other side. Some of the kids were holding Canadian color crayons. These crayons had Cabbage Patch Kids on one side and Ptits Bouts de Choux on the other side. These crayons were different than the regular Coleco crayons as they came in a variety of different colors. Although rare some kids did appear holding regular (children's) color crayons.

Coleco kid holding a regular childrens color crayon. Courtesy of Marie Engelke

In late 1986 or early 1987 Coleco began to "dump" all of their remaining inventory. Color crayons began to appear in a packages with four other different items. For example: one package included a color crayon, a cowboy hat, a World Traveler T-shirt, a pair of clown shoes, and a pacifier. Another different package included a Circus Pony hat, a World Traveler T-shirt, a pair of cowboy boots, a pacifier, and a color crayon. These odd packages were sold at Kay Bee's toy stores for $3.00.

The color crayons appeared in many different colors including but not limited to: green, yellow, pink, blue, peach, orange, purple and red. These color also came in a variety of different shades. Color crayons also appeared with a pointed tip and a flat tip. The pointed tip crayon appeared first then Coleco switched to the flat tip crayon.

Information on the color crayons was provided by Marie Engelke

Holding Hand Kids

VHTF toothbrush
Courtesy of
Marie Engelke



Color crayons left top to bottom - different shades of purple, blue, and peach. Right top to bottom - different shades of green, red, pink, and yellow. Also available in bright orange (not shown)
Courtesy of Marie Engelke

Canadian Ptits Bouts de Choux color crayons (top left to right) orange, yellow, (middle row) tangerine, red (bottom row) black. Other colors not pictured include but not limited to: blue, brown, pink, maroon, gold (on page 84), and green.

Courtesy of Marie Engelke

First used was the plastic crayon holder (left) and then Coleco switched to a crayon wrapped in cellophane only (right)
Courtesy of Marie Engelke

Chapter 12 - Coleco Specialty Kids - 1986-1987

Coleco continued with the specialty lines in 1986-87: the Popcorn hair Kids, Cornsilk Kids, Talking Kids, and Splashin' Kids, giving the Kids new nylon hairstyles and new face molds. The T8 and T9 molds were used only for the Talkers; the #20 and #21 were created for the Splashin' Kids but also used on the 1988-89 Toddler line. The other new molds #17, #18, and #19 were used on the 1987 Cornsilk Kids and the Designer Line and regular Kids in 1988-89.

Coleco Popcorn Kids

In 1986 Coleco introduced a new girls hairstyle that collectors dubbed "popcorn" because the curls resembled strings of popcorn. The new style consists of loops all over the head and long strands of loops sewn down the middle that are gathered either into a single top pony or two ponytails. At their fullest, these strands can cascade down to the shoulders and even beyond.

The popcorn style first appeared on the Astronauts and Circus Kids on molds 5, 6, 8, 10, 11, 12, 14, and 16. (A #9 popcorn is shown in the 1986 Coleco catalog but no others seem to have been made.) The hair quality varies, depending on which factory made the Kid. The Astronauts, most of which are OK-tagged, usually have the longest and thickest popcorns. The P- and KT-tagged popcorns, which tend to be Circus clowns and ringmasters, are usually shorter. KTs can have pale, tanned, and sometimes even grey complexions and some of the P-tagged girls have gotten black "pox" spots on the face. But lovely popcorns can come from all the factories, as the photo below of #5 single lemon popcorns shows.

Some of the 1986 popcorns are among the hardest-to-find Coleco Kids; the red single #5 seems to be one-of-a-kind. Coleco continued the popcorn style until 1989, but the 1987-1989 popcorns tend to have a skimpier look. Text is courtesy of Ann Wilhite

All #5 lemon single popcorn with green eyes. Left to right OK, P, KT factories. Courtesy of Ann Wilhite

Coleco followed a strict hair/eye color matrix with the 1986 popcorns. In the next years, new combinations appeared: the lemon single with blue eyes, cream double with blue eyes, and red double with brown eyes. The chart below includes all known hair/eye combinations for 1986 and 1987-89 and the head molds used for each combination. Popcorns after 1986 are head molds 17, 18, 19, and 30 and the combinations marked with an asterisk. This chart was compiled by Ann Wilhite, Dixie McLaughlin, Marie Engelke, and Cindy Shaffer for the April 2000 issue of *The Cabbage Connection.*

lemon single/green eyes: 5,6,8,10,11,12,14,15,16
*lemon single/blue eyes 5, 18, 19
lemon double/green eyes: 5,8,10,11,12,14,15,16, 17
*cream double/blue eyes 8, 11, 12, 17, 30
tan single/green or violet eyes: 5,8,10,11,12,14,15,16, 17
tan single/blue eyes 5,8,10,11,12,14,15,16, 17, 18, 19
tan double/blue eyes: 5,8,10,12,14,15,16, 30
auburn single/brown eyes: 5,8,10,11,12,14,15,16
auburn double/violet or blue eyes: 5,8,10,11,12,14,15,16
gold single/brown eyes: 5,8,10,11,12,14,15,16
gold double/green eyes: 5,8,10,11,12,14,15,16
red single/blue eyes: 5,8,10,11,12,14,15,16, 17, 18, 19
red double/green eyes: 5,6,8,10,11,12,14,15,16
*red double/brown eyes 8, 11, 12, 17, 18, 30
brown double/brown eyes: 5,6,8,10,11,12,14,15,16, 17, 18, 19
African/American brown double/brown eyes: 5,8,10,11,12,14,15,16, 18, 19

Since most of the 1986 popcorns came as Astronauts and Circus Kids, the majority of Kids pictured here have been redressed. Text, matrix, and photos below are courtesy of Ann Wilhite

#8 auburn double popcorn with blue eyes.

#5 lemon double popcorn with green eyes.

#5 red double popcorn with green eyes. Courtesy of Ann Wilhite

#5 - auburn single pony with brown eyes.
Courtesy of La Nea Conner

#14 lemon double popcorn ponies with green eyes.
Courtesy of Cindy Shaffer

#5 Auburn double popcorn ponies with blue eyes.
Courtesy of La Nea Conner

Left: #8 gold single popcorn with brown eyes.
Courtesy of Ann Wilhite

#8lemon double popcorn with green eyes.
Courtesy of Ann Wilhite

#5 brown double popcorn ponies with brown eyes.
Courtesy of Bertha Lopez

#14 gold single popcorn pony with brown eyes.
Courtesy of La Nea Conner

#14 lemon double popcorn ponies with green eyes.
Courtesy of La Nea Conner

Left: #5 gold double popcorn ponies with brown eyes.
Courtesy of Ann Wilhite

#11 auburn double popcorn ponies with blue eyes.
Courtesy of Carmen Parkhurst

#6 red double popcorn ponies with green eyes.
Courtesy of La Nea Conner

#5 - brown double popcorn ponies with brown eyes.
Courtesy of La Nea Conner

#12 red double popcorn ponies with green eyes.
Courtesy of Carmen Parkhurst

#5 brown double popcorn ponies with brown eyes.
Courtesy of La Nea Conner

#5 lemon double popcorn ponies with green eyes.
Courtesy of La Nea Conner

#5 lemon single popcorn pony with green eyes.
Courtesy of La Nea Conner

#6 dark brown double popcorn ponies with brown eyes.
Courtesy of Bertha Lopez

#5 brown double popcorn ponies with brown eyes.
Courtesy of Angela Kim

#5 auburn double popcorns with blue eyes.
Courtesy of Marie Engelke

#15 tan double popcorns with blue eyes.
Courtesy of Marie Engelke

#15 red double popcorns with green eyes.
Courtesy of Marie Engelke

#8 tan single popcorn pony with blue eyes.
Courtesy of Sandra Hunt

#8 brown double popcorn ponies with brown eyes.
Courtesy of La Nea Conner

#8 dark brown double popcorn ponies with brown eyes.
Courtesy of La Nea Conner

#8 gold single popcorn pony with brown eyes.
Courtesy of La Nea Conner

#10 brown double popcorn ponies with brown eyes.
Courtesy of La Nea Conner

#10 auburn double popcorn ponies with blue eyes.
Courtesy of Brooke Fagot

#6 dark brown double popcorn ponies with brown eyes.
Courtesy of La Nea Conner

#6 lemon single popcorn pony with green eyes.
Courtesy of La Nea Conner

#12 dark brown double popcorn ponies with brown eyes.
Courtesy of La Nea Conner

#12 gold double popcorn ponies with green eyes.
Courtesy of La Nea Conner

#6 red double popcorn poies with green eyes.
Courtesy of Maggie Jernigan

#12 red double popcorn ponies with green eyes.
Courtesy of La Nea Conner

#14 tan single popcorn pony with blue eyes. Courtesy of Cindy Shaffer

#14 lemon single popcorn pony with green eyes. Courtesy of La Nea Conner

#14 red single popcorn pony with blue eyes. Courtesy of Cindy Shaffer

#14 auburn double popcorn ponies with blue eyes. Courtesy of Dawn Hedgpeth

#12 red single popcorn with blue eyes. Courtesy of Carolyn Matterson

#14 auburn double popcorn ponies with blue eyes. Courtesy of La Nea Conner

#14dark brown double popcorn ponies with brown eyes. Courtesy of La Nea Conner

#14 lemon single popcorn pony with green eyes. Courtesy of Angela Kim

#8 - brown double popcorn ponies and brown eyes. Courtesy of Stacy Owens

#8auburn single popcorn with brown eyes. Courtesy of Ann Wilhite

Circus Kids - The Greatest Kids on Earth

First introduced in 1986 these funny faced Kids appeared in clown costumes and masks. These Kids appeared in Coleco's head molds starting with the #5. There were six types of clowns: Rowdy Rainbow, Preppy Pom Pom, Cuddly Crinkles, Preppy Polka dot, Bashful Bowtop, and Teasin' Topper. The seventh was a Ringmaster in traditional ringmaster clothing complete with a black top hat, black boots, and a megaphone. The clown costumes consisted of a hat, mask, clown shoes (one of the shoes squeaked), and a bulky clown outfit. Clown masks came in purple/pink, yellow/orange, and red/yellow. Squeaky shoes came in blue/white, red/white, lavender/white, pink/white, purple/pink, orange/white, and yellow/white (not shown). These Kids came with posters and boxes which resembled tents. At first the boxes were large and rounded at the top but the later boxes however were square.

"Rowdy Rainbow"

"Preppy Pom Pom"

"Preppy Pom Pom"
Courtesy of Marie Engelke

"Teasin' Topper"
Courtesy of Marie Engelke

"Teasin' Topper"

"Peppy Polka Dot"

"Ring Master"

"Cuddly Crinkles"

"Cuddly Crinkles"

"Bashful Bowtop"
Courtesy of Ann Wilhite

"Bashful Bowtop"
Courtesy of Marie Engelke

Circus Kids came with full sized circus posters and boxes which resembled circus tents. At first the boxes were large and rounded at the top to resemble a tent but the later boxes however were square. They may have changed the box styles due to shelving and shipping complications.

Left and right photos are courtesy of Ann Wilhite

Coleco Circus Ponies 1986

Shown to the left are the two variations in the Circus Pony costume. The top and bottom photos show the saddle in reverse. These saddles can be flipped over to reveal a different pattern on each side.

Birth Certificates



Boxes

The Show and Circus Pony catalog boxes 1985-1986 were the same in the fact that they were regular Show Pony boxes with a sticker emblem of the Circus Pony on the front of the box.

Circus Pony registration papers.
Below: Registration Certificate. To obtain the certificate the registration appers were sent in.



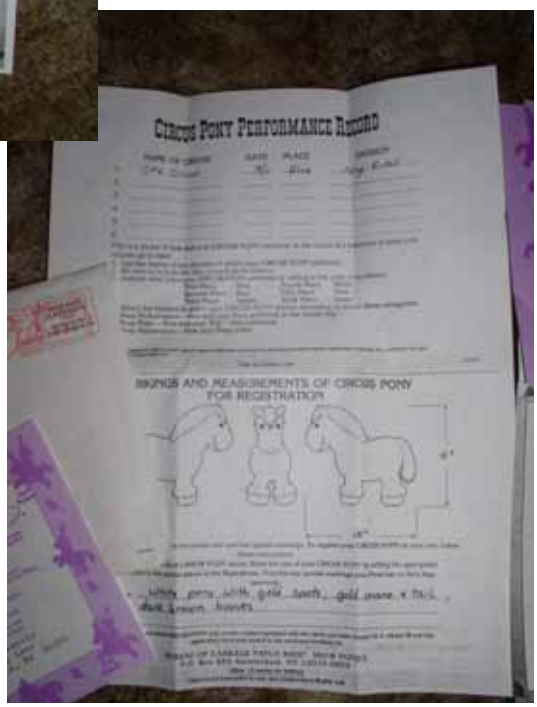

1986 Young Astronaut

On October 17, 1984, President Ronald Reagan launched the Young Astronaut Program to encourage American youth to learn about space and space travel. A year later Coleco tapped into this program with a specialty line of Young Astronauts outfitted in space suits and packaged standing in blue and silver space capsule "boxes." One of the Coleco Astronauts was presented to President Reagan and on October 30, 1985, went into space aboard the space shuttle.

The spacesuit outfit includes gloves, boots, helmet, and airpack. Inside the box was a poster of Christopher Xavier, the Kid who went into space; birth/adoption papers with a special Young Astronaut logo; a personality card; a card depicting a real astronaut, such as Alan Shephard or Neil Armstrong; a flag; and a brochure telling about the Young Astronaut program. When the adoptive child "parents" mailed in the adoption papers, Coleco sent back a Young Astronaut iron-on patch, certificate of flight mission, and honorary membership card in a special Cabbage Patch Kids Chapter of the Young Astronaut program.

The capsule box came in several top designs, and Astronauts were also made for the Canadian market. Most of the Kids are OK-tagged and are wired to hold the flag accessory. Many of the girls came with the new popcorn hairstyle.

Top and bottom photos are courtesy of Ann Wilhite.

Birth Certificates

Coleco Astonaut birth vertificate, adoption papers, and broshure expalining the Young Astronauts program with a photo of the Kid that went into space the photo card is Alan Shepherd--other cards show other astronauts



Right: Coleco astronaut kids hand tag.

Typical Astronaut Kids Box 1986. The box lids came in either black, white, or silver colors.

Boxes

French/Canadian Astronaut Kids square Box 1986

Example of the back of a Canadian Astronaut backpack. Courtesy of Ann Wilhite

Coleco All Star Kids

In 1986 Coleco produced its first all-boy line, the baseball All Stars. Wearing officially licensed uniforms from 17 U.S. and 2 Canadian National and American League teams, the 16-inch boys come standing up in a “stadium” box with a “locker room” liner. Each wears a plastic batting helmet and has a “righty” or “lefty” hand wired to hold his team pennant. The birth/adoption papers and envelope, handtag, and box all display the All Stars logo. Included in the birth/adoption papers envelope is a personality card and a baseball card depicting a CPK baseball player with “stats” on the back. The baseball cards (at least 16 different ones) are packaged at random and do not match the actual Kid or his uniform.

The Caucasian and African-American Kids come in the new 1986 head molds (10, 11, 12, 14, 15, 16) as well as older ones (particularly 5, 6, and 8). The brown-eyed African-American Kids come bald or with dark brown shag hair. The Caucasians come in these combinations: lemon loops/blue eyes, gold loops/green eyes, tan loops/blue eyes, auburn loops/brown eyes, dark brown shag/brown eyes, and bald/blue eyes.

The All Stars were sold in both the U.S. and Canada. Marketing was localized and in 1986 it was difficult to acquire an entire set.

Text provided by Ann Wilhite
All Kids on this page are Courtesy of Manuel Crisostomo

National League

Atlanta Braves
Chicago Cubs
Cincinnati Reds
Houston Astros
Los Angeles Dodgers
Montreal Expos
New York Mets
Philadelphia Phillies
St. Louis Cardinals
San Diego Padres
San Francisco Giants

American League

Baltimore Orioles
Boston Red Sox
California Angels [now the Anaheim Angels]
Chicago White Sox
Detroit Tigers
Kansas City Royals
New York Yankees
Toronto Blue Jays

First nine kids
are courtesy of
Manuel Crisostomo.

Last six kids
are courtesy of
La Nea Conner

Boxes

Back, front, and sides of the Coleco Allstars box (baseball Kids)
All photos on this page are Courtesy of La Nea Conner







Canadian Allstars box.

Allstars mail order box.

All photos on this page are courtesy of Ann Wilhite.

Birth Certificates

Allstars personality trait card.



Example of the clothing tags on the baseball outfits.

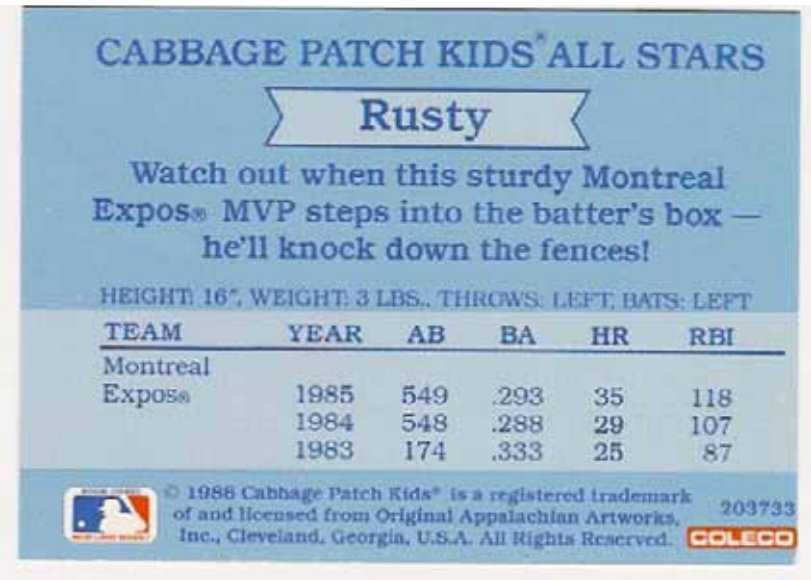

CABBAGE PATCH KIDS® ALL STARS

Rusty

Watch out when this sturdy Montreal Expos® MVP steps into the batter's box — he'll knock down the fences!

HEIGHT: 16", WEIGHT: 3 LBS., THROWS: LEFT, BATS: LEFT

TEAM	YEAR	AB	BA	HR	RBI
Montreal Expos®	1985	549	.293	35	118
	1984	548	.288	29	107
	1983	174	.333	25	87

© 1986 Cabbage Patch Kids® is a registered trademark of and licensed from Original Appalachian Artworks, Inc., Cleveland, Georgia, U.S.A. All Rights Reserved. 203733 COLECO

Baseball card that was included with the Kids.

All photos on this page are courtesy of Ann Wilhite.

Right: two of the sixteen different baseball cards that came with these kids.

New Head Molds
#17 Head Mold

This mold has a nice round face with large puffy cheeks, two small bottom teeth and a button nose.

Courtesy of Ann Wilhite

Courtesy of Ann Wilhite

Courtesy of Ann Wilhite

Courtesy of La Nea Conner

Courtesy of La Nea Conner


Courtesy of Maggie Jernigan

Courtesy of Maggie Jernigan

Courtesy of Maggie Jernigan

Courtesy of La Nea Conner

#18 Head Mold

This mold has a nice oval face with right dimple and an open mouth with a sideways unpainted tongue

Courtesy of Maggie Jernigan

Courtesy of Ann Wilhite

Courtesy of Ann Wilhite

Courtesy of Ann Wilhite

Courtesy of Ann Wilhite

Courtesy of Ann Wilhite

Courtesy of Ann Wilhite

Courtesy of La Nea Conner

Courtesy of Ann Wilhite

#19 Head Mold

Happy “eight-tooth” face with teeth top and bottom, front two teeth missing.

VHTF only a few known to exist.
Courtesy of Ann Wilhite

Courtesy of Ann Wilhite

Courtesy of La Nea Conner

Courtesy of La Nea Conner

Courtesy of La Nea Conner

Courtesy of La Nea Conner

Courtesy of Ann Wilhite

Courtesy of La Nea Conner

Courtesy of La Nea Conner

T8 and T9 Head Mold

This mold appeared on the Talkers only.

Courtesy of Ann Wilhite

Courtesy of Ann Wilhite

#20 Head Mold - Splashin' Kids and Toddlers

Pudgy cheeks, small mouth, and a button nose

Courtesy of Ann Wilhite

#21 Head Mold - Splashin' Kids and Toddlers

Small open mouth with tiny tongue, turned-up nose, and a right dimple

Courtesy of Maggie Jernigan

Courtesy of Ann Wilhite

Courtesy of Ann Wilhite

Courtesy of Ann Wilhite

Courtesy of Tony Sanchez

Coleco Cornsilk Kids 1986-1987

To see more Cornsilk Kids see chapter 29

Rooted nylon hair entered the Cabbage Patch with the Cornsilk Kids, an all-girl line made from 1986-87. The first girls came in pretty dresses and standing up in large yellow and pink boxes with a rounded top and a cardboard vanity as part of the liner. The ‘86 girls were handholders with an accessory hairbrush, styling guide, and extra hair ribbons in a vinyl drawstring purse. They are OK-tagged and limited to the 5, 8, 10, and 15 molds. By mid-year the outfits changed to “mod” sportswear. Other molds were added (6 without pacifier, 11, 12, 14), as well as P- and KT-tags. The box changed to a square box and plain liner in 1987. The ribbons were in a plastic sleeve rather than a purse and the birth/adoption papers and envelope style changed. The 1987 girls at first wore layered mod outfits but later had beautiful party frocks in velveteen, satin, and taffeta sometimes with sheer overlays, petticoats, and trims of ribbons, flowers, and lace. Many of these girls had the new 17, 18, and 19 face molds.

Cornsilk Kids sported new hairstyles, such as “Shirley Temple” curls, long “Rapunzel” back hair, two curly ponies, curly poodle with back braid or pony, side pony, or an Afro (black girls only). Since these were meant to be older Kids, they did not come with pacifiers and diapers.

Text is courtesy of Ann Wilhite

Two photos courtesy of Martha McGrath

Courtesy of Manuel Crisostomo

Courtesy of Dixie McLaughlin

Courtesy of Manuel Crisostomo

Courtesy of Manuel Crisostomo

Courtesy of Manuel Crisostomo

Courtesy of Manuel Crisostomo

Courtesy of Stacy Owens

Courtesy of Stacy Owens

Courtesy of Loraine Crawford

Courtesy of Lori Garza

Courtesy of Leanne Albez

Courtesy of Vera Burford

Platinum cornsilk hair and blue eyes.

Courtesy of Delanea Dunford

Courtesy of Delanea Dunford

Courtesy of Maggie Jernigan

Courtesy of La Nea Conner

Courtesy of La Nea Conner

Four Cornsilk Kids photos above are Courtesy of Marie Engelke

Courtesy of Carolyn Matterson

Courtesy of Ann Wilhite

Courtesy of Ann Wilhite

Courtesy of Ann Wilhite

Courtesy of Ann Wilhite

The “Shirley Temple” curls only appeared on Kids with blond hair/blue eyes and auburn hair/brown eyes.
Courtesy of Ann Wilhite

“Rapunzel” hair style. In the box the hair is pulled back into a pony tail.When the hair is released, it cascades down the back.
Courtesy of Ann Wilhite

1986 Cornsilk kids box

1987 Cornsilk kids box
Courtesy of Ann Wilhite

Cornsilk kids hand tag

All Cornsilk Kids came with a Hairstyle guide.
Courtesy of Ann Wilhite

Boxes

Birth Certificates

Above: Cornsilk 1986 birth certificate and adoption papers.

below: Cornsilk Kids 1987 birth certificate and adoption papers.
Courtesy of Ann Wilhite

Cornsilk Kids came with two different Birth Certificate styles. Both show above. Left ot right 1986 & 1987.
Courtesy of Ann Wilhite

1987 Coleco Talkers

For more Talking Kids see chapter 29

Coleco's 1987 Talking Kids were the first high tech Cabbage Patch Kids. Microchips and radio transmitters enable the Kids to respond to voices, touch, and movement. Their elaborate vocabulary changes in random patterns and includes requests for horsey rides or hugs, sharing secrets, and singing "la's" to the tune of "Row, Row, Row Your Boat." They can sense other Talking Kids and sing in a two or three-part round.

Although the Coleco catalog and promo material shows boys and yarn hair, the Talking Kids were only Caucasian or African-American girls. All have nylon hair and beautiful pinafore dresses in velveteen, taffeta, and eyelet. Only two face sculpts were used, the T8 and T9. Each Talking Kid comes with a Parent Guide, a booklet, "All About My Cabbage Patch Talking Kid," and a special cup that activates a drinking sound and mouth movement. (The Kid asks for the cup: "I'm so thirsty. Please give me a drink.")

To activate the Talking Kid, locate the battery compartment in the Kid's back. Use a coin to pry open door, insert four AA and one 9-volt battery. Snap the battery compartment shut, slide the switch to the "on" position. Press the Kid's belly button twice. To put the Kid to rest, put her on her back, press the belly button and hold down for ten seconds OR lay her on her stomach.

Text is courtesy of Ann Wilhite

Courtesy of Kathy Lakatosh

Courtesy of Maureen Buck

All three talker photos are courtesy of Ann Wilhite

Courtesy of Ann Wilhite

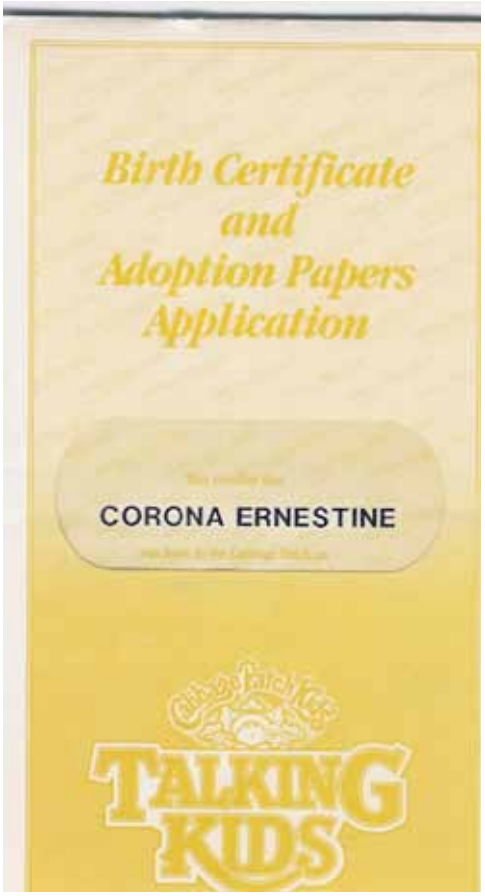

Talking Kids papers, hand tag, “all about” booklet, and parents guid are courtesy of Ann Wilhite.



No. 3590
Guide No. 402474

CABBAGE PATCH
TALKING KIDS™

Parent Guide

Dear Parent,

Congratulations! You have just purchased a remarkable new "friend" for your child. The CABBAGE PATCH TALKING KID™ is designed to stimulate creativity and enrich the emotional life of your child as he or she becomes your child's best "friend."

The CABBAGE PATCH TALKING KID is easy to operate. This booklet provides all the information you'll need.

We know you and your child will enjoy having the CABBAGE PATCH TALKING KID as the newest member of your family!

Ages 3 and Up
Adult Assistance Required.
Requires 4 "AA" alkaline batteries and one 9-volt alkaline battery (not included).

COLECO

Splashing Kids 1987

Cabbage Patch Kids had always had cloth bodies until 1987 when Coleco introduced the Splashin' Kids. This all-vinyl doll with jointed arms and legs and short nylon hair was intended for tub and pool play. The Caucasian or African-American girls and boys come dressed either in robes and slippers or swimsuits and sandals. The molds used were the 1, 3, and the new 20 and 21.

Text courtesy of Ann Wilhite

Papers and hand tag are courtesy of Ann Wilhite

From 1987 Coleco Catalog

From Magic Crystal Valley

Courtesy of Ann Wilhite

Chapter 13 - Coleco Kids 1987-1989

Coleco's last two years of Cabbage Patch production had mixed results. The 16-inch Kids of 1987-88 tended to be pale and understuffed with stringy yarn hair or dull nylon fiber on the Cornsilks and Growing Hair Kids. But the Designer Line of 1988-89 and the Coleco/Hasbro transitionals in 1989 are beautiful Kids, many of which have created considerable collector interest.

New molds on the regular Kids include the 17, 18, 19, and 30. Popcorn hair returned, but the strands are shorter and the yarn sometimes thin. The auburn single pony (not used since 1983) appeared briefly on the single-tooth face. Other new hairstyles included a right side pony with uneven lengths of yarn, a poodle with single back braid, and a long style that resembled spaghetti. New hair/eye combinations (only with certain hairstyles) included tan/violet, brown/blue, brown/green, lemon/violet, and red/brown; the Designer Line brought a variety of beautiful new styles.

A new accessory for the single-tooth Kids was orthodontic headgear. Glasses reappeared in brighter colored frames with lenses; these were taped to the liner of the box. New outfits included nightgowns and pajamas, dresses with big collars, and sportswear in bright colors and fun prints (such as dinosaurs or cats). The yellow and green box with green liner was replaced with a yellow and pale aqua box with a deep aqua liner; birth papers/envelopes were aqua and white for both boys and girls. Text is courtesy of Ann Wilhite

Left: 1987 - #14 - bald boy is a HTF collector favorite. His vested 3-piece outfit with bow tie came in several color combinations. Courtesy of Delanea Dunford

Right: 1987 #5 with HTF auburn single pony, OK factory, brown eyes. She has orthodontic headgear, a new 1987 accessory, and wears a HTF 2-piece pajama set with yellow fuzzy slippers. Courtesy of Ann Wilhite

Kids 1987-1988

1987 - #14 - auburn loops with brown eyes. Courtesy of Carmen Parkhurst

1987 - #14 - bald Af/Am
Courtesy of Maggie Jernigan

#1 bald boy in 1987 nightshirt and cap.
Courtesy of Ann Wilhite

1987 - #14 - Af/Am
rown ponies with brown eyes.
Courtesy of
La Nea Conner

#8 cream colored double popcorn ponies with blue eyes. FOund at a flea market for $2.00

#19 with red poodle/back pony, green eyes.
Courtesy of Ann Wilhite

#8 lemon double popcorn ponies and green eyes.

1987 #19 tan single popcorn, viloet eyes.
Courtesy of Ann Wilhite

Left: 1987 Kids From Magic Crystal Valley

Right: 1988 Kids and Toddlers. From Magic Crystal Valley

Coleco late 80's and transitional clothing

1987 KT Tagged
Courtesy of Amy Kolick

Courtesy of Michele M

Courtesy of Maggie Jernigan

Later Coleco jammies with slippers. Other colors included red, yellow, and aqua.

Dinosaur Overalls
Courtesy of La Nea Conner

#30 Head Mold

Freckled girl
Courtesy of Eileen Taylor

Courtesy of La Nea Conner

Courtesy of La Nea Conner

Courtesy of La Nea Conner

Courtesy of La Nea Conner

Courtesy of Maggie Jernigan

Courtesy of La Nea Conner

Courtesy of Maggie Jernigan

Courtesy of Maggie Jernigan

1988 Growing Hair Girls

This all girl edition came with cornsilk hair that could be styled, curled, and even washed. These white or African American growing hair girls came in two new head molds made especially for this edition, the H22 and H23. They also came in Coleco head mold numbers 8, 9, 15, and 30. Freckles appeared on all head molds but only on specific hair and eye combinations, which were red hair with green eyes, and auburn hair with brown eyes. There was a mechanism inside of the Kids body that allowed you to pull on the ponytail in the back to make it longer or shorter. The styling book specifically states: "IMPORTANT: DO NOT IMMERSE ANY PART OF DOLL'S BODY OR HEAD IN WATER beacuse of that particular mechanism.

First six photos are Courtesy of Carri Butler.

Courtesy of
Clarence Reece

Courtesy of Vicki Carin

H22 Head Mold - This mold appeared on the growing hair girls only.

Courtesy of Maggie Jernigan

Courtesy of Ann Wilhite

H23 Head Mold - This mold appeared on the growing hair girls only.

Courtesy of Julie Miley

Courtesy of Ann Wilhite

Growing Hair kids box 1988

Birth Certficate, adoption papers, and personality trait card.

Toddler Kids - 1988-1989

The 13-inch Toddlers were the “Kids in the middle”--between the 16-inch regular Kids and the 12-inch Babies. They came standing up in smaller yellow and lavender boxes with lavender liners and lavender papers that said “Toddler Kids.” In 1988 the head sculpts included 1-4, 9, 15, 18, and the new 20 and 21 molds. The #4 pacifier mold was only used for a short time. New hairstyles and hair/eye combinations included red loops on boys, cut bangs on girls, and beige hair with brown eyes, brown hair with green eyes. Hasbro added new faces in 1990 (including the Coleco 36 Asian face in both small and large eyes) but in 1991 replaced the Toddlers with 13-inch Pre-school Kids.

Text is courtesy of Ann Wilhite

Courtesy of Kelly Bindon

#9 head mold
Courtesy of Carmen Parkhurst

Courtesy of Kelly Bindon

#20 head mold
Courtesy of Carmen Parkhurst

Courtesy of Kelly Bindon

#4 head mold
Courtesy of Carmen Parkhurst

Courtesy of Kelly Bindon

#20 head mold
Courtesy of Carmen Parkhurst

#2 head mold
Courtesy of Michele Moore

#4 head mold
Courtesy of Kelly Bindon

#4 head mold
Courtesy of Kelly Bindon

#1 head mold
Courtesy of Kelly Bindon

First four Toddlers are courtesy of Kelly Bindon.

Next fourteen Kids pictured are Courtesy of La Nea Conner

#4 and #1 head molds

#9 and #4 head molds

#9 and #4 head molds

Both have #4 head molds

Both have #4 head molds

#1 and #9 head molds

#20 and #4 head molds

#9 head mold
Courtesy of Delanea Dunford

VHTF Friends set

Hasbro bought Coleco in July 1989. One way that Hasbro cleared out Coleco Kids was in a Friends set, exclusive to Wal-Mart and available only for two-three months. Each set contained a 16-inch Kid and a Toddler. The 16-inch Kids were not the quality shown in the Designers or the "transitionals" at the end of 1989. Most have pale skin, thin yarn hair, and even some pushed-in chins, suggesting the head was a "second." But because the sets were few in number, they are quite collectible today.

Kid: #30 beige double popcorn in the 1988 pussycat print outfit.
Toddler: #9 red pony tails.
Courtesy of Dixie McLaughlin

Kid: #18 tan single popcorn in the 1988 dinosaur playsuit.
Toddler: #20 red braids.
Courtesy of Ann Wilhite

Kid: #18 beige side pony in 1988 dinosaur overalls.
Toddler: #20 lemon loops boy.
Courtesy of Ann Wilhite

Kid: lemon double popcorn.
Toddler: #2 boy.
Courtesy of Ann Wilhite

Designer Line Kids 1988-1989

The Designer Line Kids with their grown-up trendy look are some of Coleco's most beautiful Kids. An Asian mold (36) was added to the Caucasian and African-American ethnicities, and both girls and boys come with either yarn or nylon hair in fresh new styles and hair/eye combinations. Girls come with crimped hair (nylon or yarn), masses of curls, thick side and double ponies, and a shaggy "punk" style. Boys have "spike" and flat-top hair cuts--the first nylon-haired boys in the Cabbage Patch. And freckles were back--on the red nylon or thin-crimped yarn girls.

Girl fashions use cotton twill, jersey knits, corduroy, denim, and bold prints to make a variety of colorful outfits with pants, skirts, jackets, and button trim. Boy outfits include hooded jersey pullovers, faux leather jackets, fleece-lined denim and corduroy pant suits. Kids come with underwear instead of diapers and wear colorful laced high-top shoes. They are packaged standing-up in yellow and teal boxes with lavender papers.

Head molds featured three new sculpts: the Asian 36 with almond-shaped eyes, the 44 with chin dimple, and the 45 with right dimple. Other molds included the 3, 4, 18, and 19. The 4 mold was only used for a short time and none came with pacifiers.

Some Designer Line Kids are few in number and may even be factory "flukes," such as the red crimped 19 girl without freckles, the 4 brown shag boy with blue eyes, and the 4 girls with red or blonde nylon curls and brown eyes. The first Designers came with a different Xavier Roberts birthmark signature that was quickly changed to the more standard signature. Because Hasbro bought out Coleco in 1989, some Designer boxes say "Hasbro."

Text courtesy of Ann Wilhite

Rose - Coleco 1989

(Early edition Designer Line Kid Sig: Shown here (top) with bottom photo being the original signature.) This sigature type was only used for a very short period of time before going back to the original signature.

#36 Head Mold - 1989
Designers and Toddlers Only

Courtesy of Ann Wilhite

#44 Head Mold - 1989
Has a chin dimple and big eyes. Designers Only

Courtesy of Ann Wilhite

#45 Head Mold - 1989
Has a right dimple and big eyes. Designers Only

Courtesy of Ann Wilhite

Right: #36 Head Mold - 1989
Designers and Toddlers Only

Courtesy of Ann Wilhite

Above: first 3 photos are Courtesy of Cindy Shaffer

Pacifiers have been added to all of the Designer Line Kids on this page.

Courtesy of
Manuel Crisostomo

Pacifiers have been added to the Designer Line Kids on this page.

Courtesy of
Manuel Crisostomo

Courtesy of
Manuel Crisostomo

Courtesy of
Vera Burford

Courtesy of
Clarence Reece

Courtesy of La Nea Conner

Courtesy of La Nea Conner

Courtesy of La Nea Conner

Courtesy of La Nea Conner

Courtesy of Debby White

Courtesy of La Nea Conner

Courtesy of La Nea Conner

Courtesy of La Nea Conner

Courtesy of Ann Wilhite

Courtesy of Ann Wilhite

Courtesy of Ann Wilhite

These particular kids with this head mold, hair and eye combination appeared with freckles. The kid to the right does not have freckles and she may be a factory fluke, one of a kind.
Courtesy of Ann Wilhite

Courtesy of Ann Wilhite

Courtesy of La Nea Conner

Courtesy of
Manuel Crisostomo

Courtesy of Ann Wilhite

Courtesy of Ann Wilhite

Courtesy of Ann Wilhite

Courtesy of Ann Wilhite

Courtesy of Ann Wilhite

Courtesy of Ann Wilhite

Coleco/Hasbro Transitional Kids

During the transition period Cabbage Patch Kids started taking on new looks consisting of odd hair and eye combinations, new hair styles, and vibrant new outfits. These transitional kids with Coleco heads and Hasbro body tags appeared in both Coleco and the new Hasbro boxes. Many of these kids are considered to be rare. In July 1989 Hasbro bought out Coleco and the transition continued until the remaneing Coleco stock ran out. Hasbro went on to produce their very own product line which included but was not limited to the Designer Line kids, the Friends set, Birthday kids, and Posable kids.

All photos below are Courtesy of La Nea Conner
Help with the informational text was provided by:
Maggie Jernigan

#19 red single popcorn pony with blue eyes.
Courtesy of Ann Wilhite

Chapter 14 - Coleco Preemies 1984-1989

In 1984 Coleco was so successful and the demand for a CPK was very high so they decided to release a new line of CPK's called Preemies. These smaller Kids were 14 inches instead of the regular 16 inches Kids and were produced with only a handful of head mold, hair, and eye combinations. This new Preemie line came in only three of the four different head molds which Coleco had produced throughout 1984. The Preemie headmolds were very strict and included #1 head mold always with blue eyes, the #3 always with green eyes, and the #4 always had brown eyes. There were only three types of hair styles including bald, a loopy tuft and a shaggy tuft. These tufts of yarn only came in two colors which were tan and lemon. These three types of hair appeared on all three of the Preemie headmolds. The 1984-1986 Preemie signatures came in four different types as show in the signatues chapter on page 22. There was the black dated and undated 1984, the blue dated 1985, and the red dated 1986 signature.

Some of the 1985 Preemies came in a special marked box by the March of Dimes. The March of Dimes mission statment states this: "The Mission of the March of Dimes is to improve the health of babies by preventing birth defects and infant mortality. The March of Dimes funds programs of research, community services, education and advocacy, that saves babies. http://www.mdmodimes.org."

In Coleco's later years (1987-1989) the Preemies started to appear in new stand up boxes. Most of these Kids followed the earlier Preemie matrix however there were some alterations. The #2, #8, and #9 preemies all with blue eyes appeared along with some #4 preemies with green and blue eyes instead of the regular brown. These new preemies are not very easy to obtain, especailly the Af/Am #2, #8, and #9 Preemies, and they often bring higher prices on the secondary market .

Coleco had planned on and even pictured Preemie twins in the 1986 toy fair catalogs but they were never mass produced. A photo of Coleco's prototype twins can be seen on page 192 Courtesy of Dixie McLaughlin.

First seven Preemie photos are Courtesy of Julie Dickson

#4 and #3 Preemies above are Courtesy of Carmen Parkhurst.

Courtesy of Carri Butler

Courtesy of Carri Butler

Courtesy of Cate van Zyl

Courtesy of Cate van Zyl

Courtesy of Carri Butler

Courtesy of Julie Miley

Courtesy of Carri Butler



Four preemies above Courtesy of
Michele Moore.

Courtesy of Lori Garza

#3 Preemies
Courtesy of James Burnes

#4 and #3 Preemies are Courtesy of Delanea Dunford.

Courtesy of Carolyn Matterson

#9 with red tuft
Courtesy of Carri Butler

middle right and bottom four photos are HTF 1989 Preemies.

#9 with red tuft

#2 with lemon tuft

#8 with red tuft

#9 with red tuft

Courtesy of Julie Dickson

HTF Coleco Preemie. #4 Bald green eyes, Coleco head and body rose 1989 signature.

HTF Coleco Preemie. #4 lemon tuft, blue eyes, Coleco head and body rose 1989 signature. Courtesy of Kate Morales

#4 Af/Am Preemies are Courtesy of Delanea Dunford.

#3 Prototype Preemies
Courtesy of Dixie McLaughlin

Preemie twins were pictured in the 1986 Coleco toy fair catalog but were never produced.

Photo below taken of the Coleco 1986 catalog showing the Preemie Twins.

#2 with lemon tuft

Courtesy of Maggie Jernigan

Courtesy of Delanea Dunford

Courtesy of Delanea Dunford

Courtesy of Delanea Dunford

Courtesy of Maggie Jernigan

Courtesy of Delanea Dunford

Courtesy of Delanea Dunford

#2 Preemies Courtesy of Kate Morales

#9 Preemies Courtesy of Dixie McLaughlin

1989 Coleco #9, #9, #8, #2, & #4 Preemies.

Preemie Clothing

Yellow, blue, purple,
and pink polka dots
with pink trim.
Courtesy of Bertha Lopez

Courtesy of Dixie McLaughlin

Early Preemies. Courtesy of La Nea Conner

Courtesy ofVickie Carin

Maybe a Preemie outfit that came
with a white shirt bedhind instead
of red. Courtesy of
Carolyn Matterson

Courtesy of La Nea Conner



Courtesy of
La Nea Conner

Late 1980's Preemie Outfits

Courtesy of Dixie McLaughlin

Courtesy of Michele Moore

1987 Preemie outfits.
Pink photos Courtesy of Vivkie Carin

Preemie Knits came sold seperatly. This outfit also came with a mathcing stretch knit hat.

Courtesy of La Nea Conner

Preemie Dresses
Photo below is courtesy of Martha McGrath
Note: Pacifiers and shoes are non-CPK items

1985 Preemie March of Dimes Box

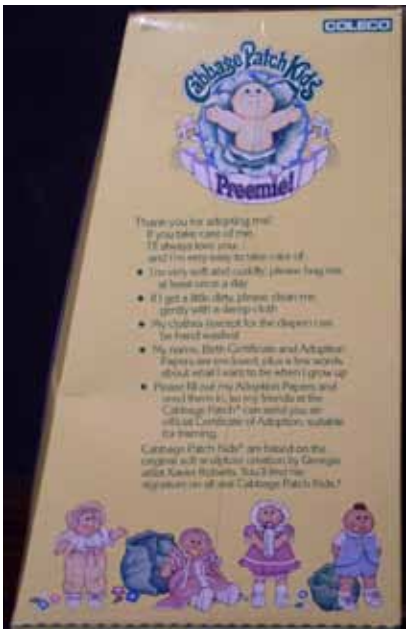

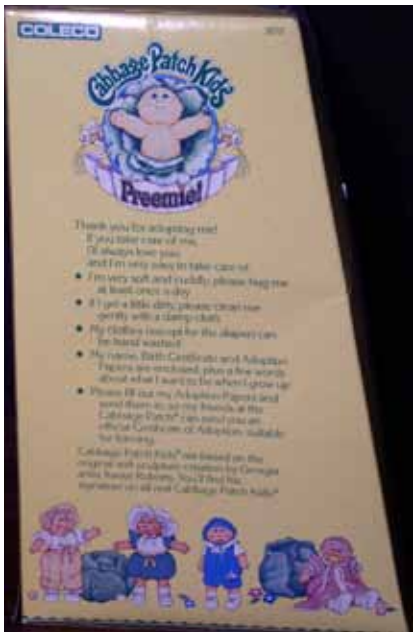

Above
Preemie 1984 box - front

Preemie Birth Certificates

Left to right: 1984-1985 girl and 1984-1985 boy.

Coelco Preemie birth certificates and papers. Left to right: 1984-1985 girl, 1984-1985 boy, 1986-1987 girl, and 1989 girl.

Coelco Preemie official adoption certificate.







Preemie Box 1987

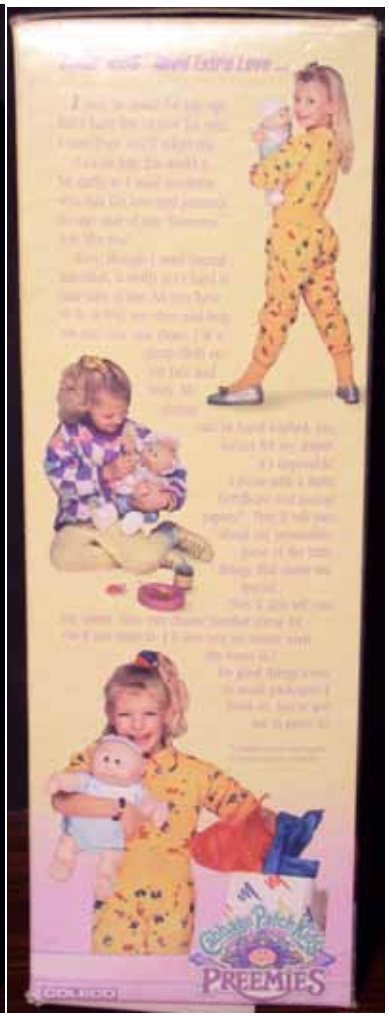

Chapter 15 - Coleco Babies 1986

The Coleco babies made their way into store shelves around the beginning of 1986. These small 11 inch babies appeared in long boxes where they could lie down. They came with new baby outfits (the 1986 babies came with beautiful knitted outfits with caps), soft cloth felt diapers, and also included a matching soft flannel blanket. Unfortunately most of these Kids developed the "pox" syndrome. This "pox" syndrome appeared on approximately 50% or more of the Babies edition which severely increased the value of a mint pox free kid. All of Coleco's babies came bald. The Babies with tufts of yarn hair had Hasbro body tags. There were many transitional (Coleco head and Hasbro body) babies distributed.

Courtesy of
Michele Moore

1989 baby attatched to box liner
Photo Courtesy of Barb & Jack Felter

MIB Baby
Courtesy of Brooke Fagot

Courtesy of
Ruth Carney

1989 Transitional
Beanie Babie Courtesy
of Ruth Carney

Courtesy of Julie Dickson

Courtesy of Carmen
Parkhurst

Courtesy of Julie Dickson

Three babies above are Courtesy of Delanea Dunford

Three babies above are Courtesy of Delanea Dunford

Courtesy of Maggie Jernigan

Courtesy of La Nea Conner

Three babies above are Courtesy of Maggie Jernigan

Two photos above are Courtesy of Maggie Jernigan.

Courtesy of Vickie Carin

Courtesy of Joyce Ann

First five babies above and Courtesy of Carmen Parkhurst

Next four babies above and Courtesy of Cate van Zyl

Courtesy of
Lori Garza

Courtesy of Kelly Bindon

Courtesy of Kelly Bindon

Below six photos are courtesy of Kelly Bindon

Boxes



Babies mail order catalog box 1986

Chapter 16 - Jesmar
To see more Jesmar Kids see chapter 29

Jesmar produced Kids with the first four head molds only. Coleco only freckled the #3 head mold in 1983 and the #1 head mold in 1985; Jesmar, in contrast, freckled all of the molds. A Jesmar Kid with freckles often seems more common than one without.

Jesmar Kids were usually two to three inches taller than regular sized Coleco Kids, which were 16 inches tall. There are some Jesmar Kids however that are only 13 - 14 inches tall, making them smaller than even the Coleco Kids. The belief is that these small Jesmar Kids are simply regular Jesmar head molds put on preemie bodies. Since Jesmar did begin, but never got to mass-produce very limited amounts of Preemies then the assumption may hold true.

Left ot right: Coleco kid, Tiny Jesmar, regular sized Jesmar.
Courtesy of La Nea Conner

Left ot right: regular sized Jesmar kid, Tiny Jesmar, regular sized Jesmar.
Courtesy of Christina Celeste

Jesmar Freckle Patterns

Here are examples of each of the freckle patterns that were available on Jesmar Kids. So far there is no proof as to which patterns belonged to what country the Jesmar Kid was originally from. These examples are just photos of the different documented patterns witht he discription of what Jesmar Kid the pattern belongs to.

Some speculate as to which patterns belonged to which Kids but we may never know.

Some of these patterns may have some slight variations to the freckle dots such as lighter, darker, oval, or more round like shapes to them.

Spanish Jesmar
Brown single pony/brown #4 girl
brown undated 1984 signature

Les Patoufs Jesmar
Gold loops/blue #2girl
brown dated 1984 signature
J body tag

Spanish Jesmar
Auburn loops/blue #1 boy
brown undated 1984 signature

P’tits Boux de CHoux Jesmar
Brown fuzzy/blue #4 boy
brown undated 1984 signature
OK Jesmar Body Tag

Spanish Jesmar
Gold loops/greem #2 boy
brown undated 1984 signature

Spanish Jesmar
Gold loops/green #3 boy
blue dated 1985 signature

Les Patoufs Jesmar
Brown fuzzy/blue #1 boy
brown undated 1984 signature
OK Jesmar body tag

One of the feature which makes Jesmar uniquq are the placement of their eyes. Many Jesmar Kids came with very high placement of the eyes creating a vision that the Kid “looking” upwards. The eyes seem to have been placed from 1/4” to 1/2” above the eye socket itself. Below are some examples of this unique feature.

Jesmar (Spain) Birth Certificate

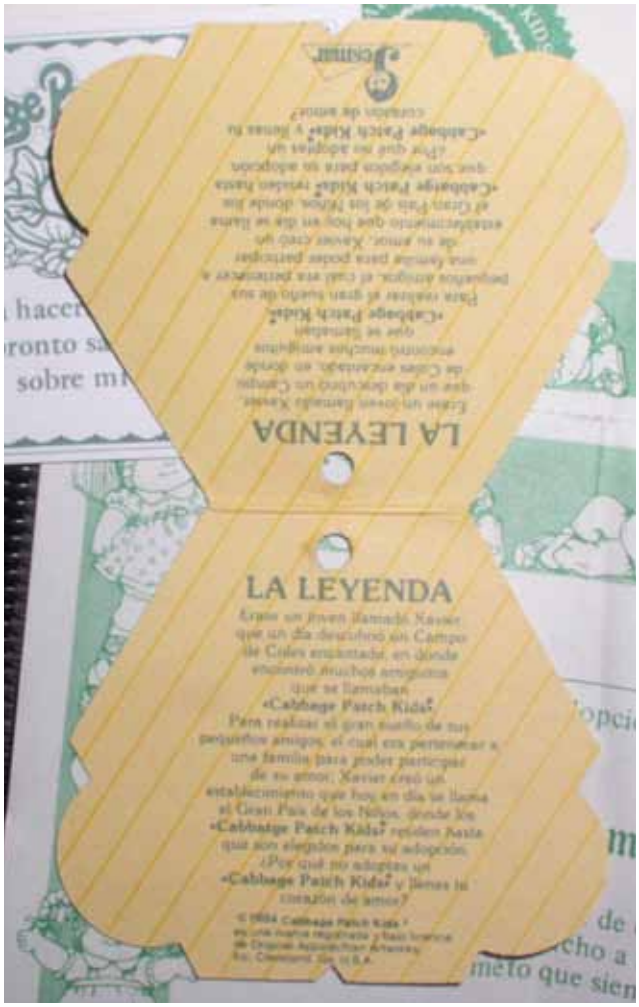

Kuschel Kinder (Germany) Birth Certificate

Kuschel Kinder (Germany) Official Adoption Certificate and first birthday card.

I Bamboli del Campo Incantato (Italy) Birth Certificate

Lef patoufs (France) Birth Certificate



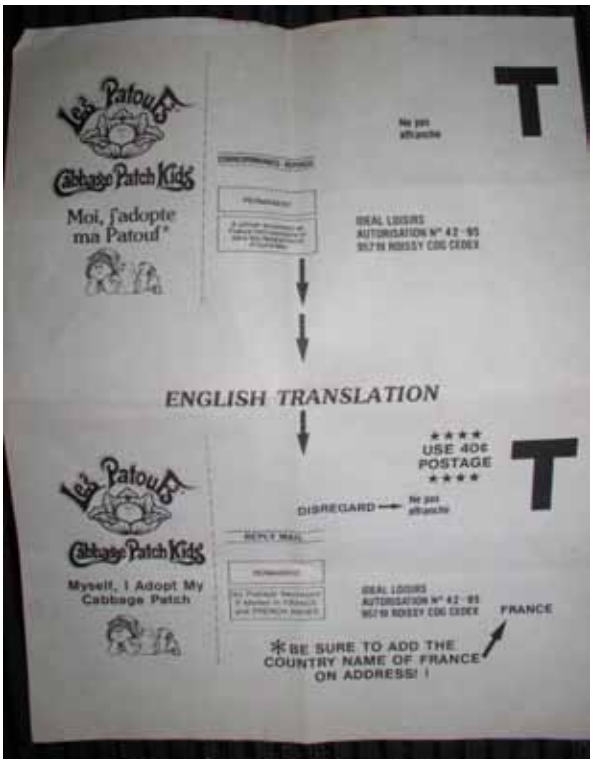

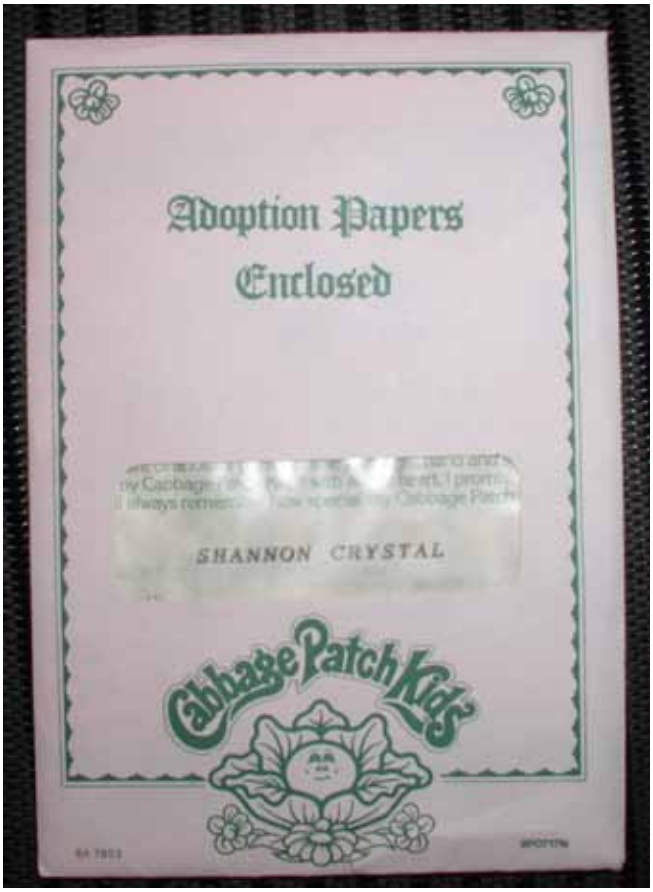

United Kingdom Birth Certificate



KalUngarna (Sweeden) - Birth Certificate

Hand Tag was included with these Kids (left)

Nothing is written on the outside envelope holding the certificate that is attached to the box.

KaalitarhanCenavat (Finland) Birth Certificate

Adoption envelope, return envelope, adoption papers and personality trait card.
All photos are courtesy of Stacy Owens



Spanish Jesmar Box

1984-1985

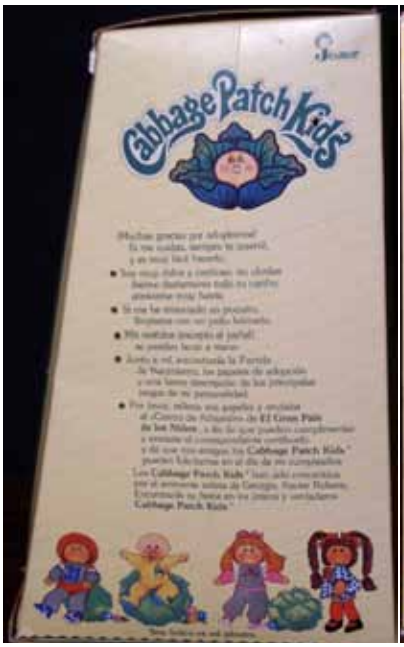

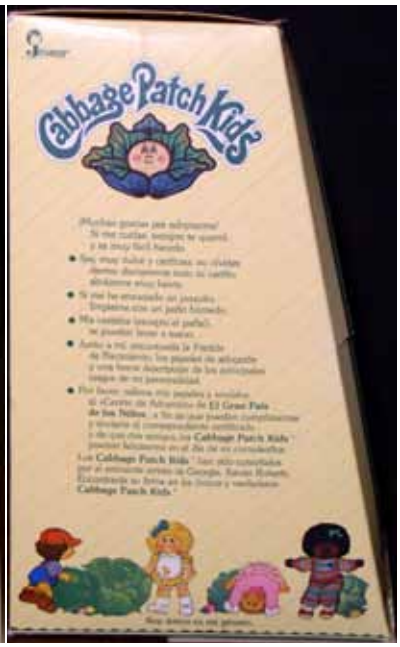

Kuschel Kinder - Arxon - Ideal

1984-1985

Kuschel Kinder's boxes were half English and half German. The boxes were always two-part meaning they came with a liner that inserted into the box from the back. Making the back of the liner the back of the box.

Kuschel boxes always had a large bright yellow and Red banner across the front.

Remember Kuschel Kinder Kids were 50/50 Jesmar/Coleco. Arxon was a German Distributor for Coleco.

1985 Coleco Preemie boxed as a Kuschel kinder

Distributed in Germany

1984-1985



Les Patoufs - France - Ideal

1984-1985

Arxon Was a distributor for Coleco. Les Patoufs Boxes with the Arxon label contained Jesmar kids.

I Bamboli del Campo Incantato - Coleco - Italian

1984-1985

I Bamboli del Campo Incantato kids were mostly Coleco Kids. This was an Itlaian distributor for Coleco.

KalUngarnk - Sweedish

1984-1985

Below: Sweedish Vs. Finnish (right)

KaalitarhanCenavat - Finnish

1984-1985

Below: Sweedish Vs. Finnish (right)

#2 brown fuzzy hair with brown eyes and freckles.

#4 gold loops with green eyes.

#2 bald with purple eyes and freckles.

#1 red top pony with blue eyes and freckles.

#4 brown ponies with brown eyes and freckles.

#2 gold loops with blue eyes and freckles.

#3 lemon loops with blue eyes and freckles.

#2 brown poodle with purple eyes.

#3 gold pony with blue eyes and freckles.

#2 brown fuzzy hair with blue eyes.

#4 auburn loops with brown eyes and freckles.

#2 brown loops with brown eyes and freckles.

#4 auburn fuzzy hair with brown eyes and freckles.

#1 brown fuzzy with brown eyes.

#4 brown fuzzy with blue eyes and freckles.

#2 gold loops with green eyes and freckles.

#4 auburn fuzzy hair with brown eyes and freckles.

#1 brown fuzzy with brown eyes.

#4 brown fuzzy with blue eyes and freckles.

#2 gold loops with green eyes and freckles.

#2 auburn fuzzy with brown eyes and freckles.

#2 tan loops with blue eyes.

#2 tan braids with blue eyes.

#3 gold loops with green eyes and freckles.

#2 lemon ponies with green eyes and freckles.

#2 brown fuzzy with blue eyes.

#2 brown fuzzy with blue eyes and freckles.

#2 brown single pony with blue eyes.

#2 red ponies with blue eyes.

#1 brown fuzzyw ith blue eyes and freckles.

#4 tan fuzzy with blue eyes.

#2 gold ponies with blue eyes.

#2 auburn singel pony with purple eyes and freckles.

#3 tan fuzzy with blue eyes and freckles.

#3 brown singel pony with brown eyes and freckles.

#3 brown loops with brown eyes.

#1 auburn loops with blue eyes and freckles.

#2 lmeon loops with blue eyes and freckles.

#4 gold braids with green eyes.

#4 lemon singel pony with blue eyes and freckles.

#4 red fuzzy with blue eyes and freckles.
Courtesy of Bertha Lopez

#1 red fuzzy with blue eyes.
Courtesy of Bertha Lopez

#4 red poodle/ponies with green eyes.
Courtesy of Bertha Lopez

#4 bald with blue eyes and freckles.
Courtesy of Bertha Lopez

#4 auburn fuzzy with brown eyes.
Courtesy of Bertha Lopez

#4 tan fuzzy with blue eyes.
Courtesy of Brooke Fagot

#4 lemon fuzzy with blue eyes.
Courtesy ofBrooke Fagot

#1 lemon loops with blue eyes and freckles.
Courtesy of Nancy L. MacRae

All Jesmar Kids on this page are Courtesy of Cindy Shaffer

First ten Kids on this page are Courtesy of Cindy Shaffer

Courtesy of Vera Burford

Courtesy of La Nea Conner

Courtesy of Heidi Bone

Courtesy of Vickie Carin

Courtesy of Vickie Carin

Courtesy of Vickie Carin

Courtesy of Bertha Lopez

Courtesy of Bertha Lopez

Courtesy of Bertha Lopez

Courtesy of Bertha Lopez

Courtesy of Bertha Lopez

Courtesy of Bertha Lopez

Courtesy of Bertha Lopez

Courtesy of Rosanna D'Elia

Courtesy of Rosanna D’Elia

Courtesy of Rosanna D’Elia

Courtesy of Rosanna D’Elia

Courtesy of Rosanna D’Elia

Courtesy of Rosanna D’Elia

Courtesy of Rosanna D’Elia

Courtesy of Rosanna D’Elia

Courtesy of Rosanna D’Elia

Courtesy of Melissa Chiller

Courtesy of La Nea Conner

Courtesy of Carmen Parkhurst

Courtesy of Carmen Parkhurst

All Jesmar Kids on this page are courtesy of Angela Kim.

Courtesy of Carmen Parkhurst

Courtesy of Carmen Parkhurst

Courtesy of Carmen Parkhurst

Courtesy of Carmen Parkhurst

Courtesy of Debby White

Courtesy of Debby White

Courtesy of Debby White

Courtesy of Debby White

Courtesy of Cate van Zyl

Courtesy of Cate van Zyl

Courtesy of Cate van Zyl

Courtesy of Cate van Zyl

Courtesy of Priscilla Goddard

Courtesy of Priscilla Goddard

Courtesy of Cate van Zyl

Courtesy of Cate van Zyl

Courtesy of Cate van Zyl

Courtesy of Cate van Zyl

Courtesy of Cate van Zyl

Courtesy of Cate van Zyl

Courtesy of Cate van Zyl

Courtesy of Bertha Lopez

Courtesy of Bertha Lopez

Courtesy of Lee Ruby Rey

Courtesy of Marie Engelke

Courtesy of Stacy Owens

Courtesy of Stacy Owens

Courtesy of Lee Ruby Rey

Courtesy of Michele Moore

Courtesy of Michele Moore

Courtesy of Michele Moore

Courtesy of Carolyn Matterson

Courtesy of Carolyn Matterson

Courtesy of Carolyn Matterson

Courtesy of Carolyn Matterson

Courtesy of Marie Engelke

Courtesy of Amy Fretwell

Courtesy of Priscilla Goddard

Courtesy of Michele Moore

Courtesy of Jean Hasketh

Courtesy of Kelly Bindon

Courtesy of La Nea Conner

Courtesy of Kelly Bindon

Courtesy of Kelly Bindon

Courtesy of Kelly Bindon

Courtesy of Kelly Bindon

Courtesy of Kelly Bindon

Different hair color.
Courtesy of Kelly Bindon

Different hair color.
Courtesy of Peggy Kushman
Different Paci has been Added

Coleco Kids did not come with red loops or the red poodle/ponies hair style unlike the Jesmar Kids pictured here. Courtesy of Elise Heming

Jesmar Preemies

Very few Jesmar Preemies made it to the store shelves and those Kids which did make it did not follow the usual Coleco preemie matrix. According to collectors these Jesmar Preemies were packaged in regular Coleco Preemie boxes. The only way to tell the difference between the Jesmar and Coleco Preemie was the eye colors. Note that all three Kids below have brown eyes. Normally Coleco #1 Preemies had blue eyes while the Coleco #3 Preemies had green eyes.

Left to right: #1 head mold, #3 head mold, #3 head mold.
Courtesy of Vicki Carin

Boxed as Jesmar Kuschel Kinder (Germany) - Coleco1985 P factory girl - #4 lemon loopy tuft and brown eyes.

Chapter 17 - Tsukuda

To see more Tsukuda Kids see chapter 29

Tsukuda Kids were very different from regular Coleco Cabbage Patch Kids. Tsukuda Kids appeared with very different hair colors and styles such as the red loops (show below with two different eye colors), brown loops, lemon and gold poodle/ponies, and the back braid in many colors. Tsukuda kids also appeared with a very different hair and eye color matrix than Coleco Kids. Tsukuda Cabbage Patch kids were also the only CPK's that did not appear with freckles.

Tsukuda - Japanese

1984-1985

The Tsukuda Wedding Box (Above) is a plain 18 inch cardboard box with a bottom and top lid. The front is pink with white storks on it and the sides are white with pink storks. The back is the regular cardboard brown color. On the top back part (front left corner of photo) there is a gold sticker stating “Made in Japan”. All Tsukuda wedding kids came in this special stork box.

There are two different variations of the Tsukuda box. Some of the boxes came with actual photos of Cabbage Patch Kids rather than painted depictions.

Below left photos are painted depictions and right photos are actual Kids.

Both sides of the Tsukuda box.

Back of the Tsukuda box.

Tsukuda adoption papers and hand tag

Tsukuda (Japan) official adoption certificate with envelope.

Tsukuda (Japan) Preemie adoption papers and hand tag.

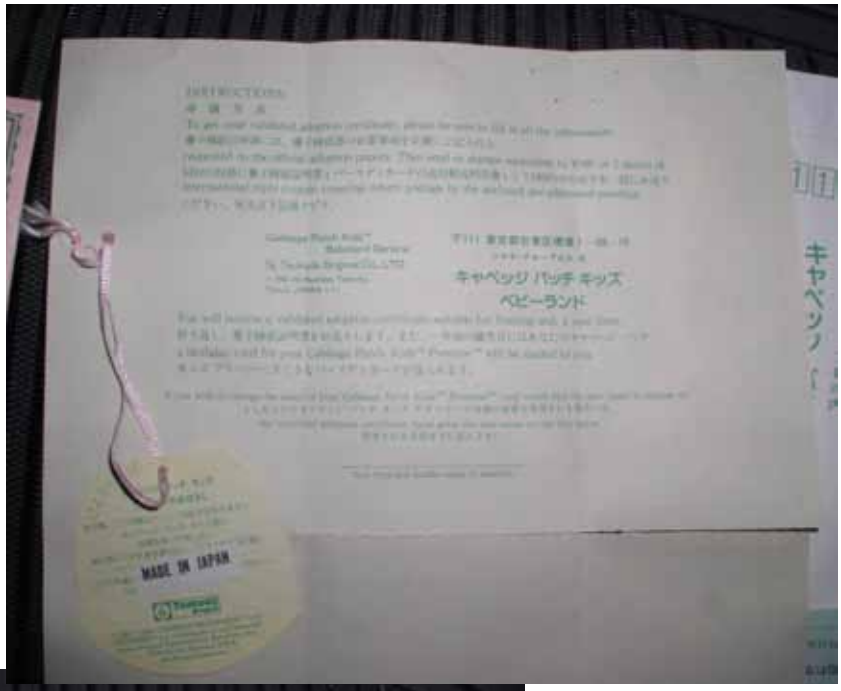

TOY ONLY

First six photos are Courtesy of Angela Kim

Courtesy of Nancy L. Macrae

Courtesy of Lynn Sochon

Courtesy of Vickie Carin

Courtesy of Jackie Boyd

First seven photos are Courtesy of Chindy Shaffer

Courtesy of
Betty Johnson

Courtesy of
Rosalinda Ramirez

Courtesy of
Bertha Lopez

Courtesy of
Bertha Lopez

Courtesy of
Bertha Lopez

Courtesy of
Bertha Lopez

Courtesy of
Bertha Lopez

Courtesy of
Bertha Lopez

Courtesy of
La Nea Conner

Courtesy of
La Nea Conner

Courtesy of
La Nea Conner

Courtesy of
La Nea Conner

Courtesy of
La Nea Conner

Courtesy of
Rosanna D'Elia

Courtesy of
Rosanna D'Elia

Courtesy of
La Nea Conner

Courtesy of
La Nea Conner

Courtesy of
La Nea Conner

Courtesy of
La Nea Conner

Courtesy of
La Nea Conner

Courtesy of
La Nea Conner

Courtesy of
Delanea Dunford

Courtesy of
La Nea Conner

Courtesy of
La Nea Conner

Courtesy of
La Nea Conner

Courtesy of
La Nea Conner

Courtesy of
La Nea Conner

Courtesy of
Betty Johnson

Courtesy of Bertha Lopez

Courtesy of Vicki Carin

Courtesy of Kelly Bindon

Courtesy of Kelly Bindon

Baseball bat has been added.
Courtesy of Judy Morris

Courtesy of Judy Morris

Courtesy of Elise Heming

Tsukuda Wedding Sets

For more Wedding Sets see chapter 29

Courtesy of Brooke Fagot

Courtesy of Manuel Crisostomo

Courtesy of La Nea Conner

Courtesy of La Nea Conner

Courtesy of Bev Smith

Tsukuda Twins

Courtesy of Bertha Lopez

Two af/am sets above are Courtesy of La Nea Conner.

Courtesy of Loraine Crawford

Courtesy of Kelly Bindon

Courtesy of Judy Morris

Tsukuda Misc. & Traditional Clothing

Four photos above are Courtesy of Cindy Shaffer

Courtesy of Bertha Lopez

Courtesy of Dixie McLaughlin

Courtesy of Dixie McLaughlin

Tsukuda Elegance Dresses
Three photos below are courtesy of La Nea Conner

Tsukuda pin striped rompers front and back.
Courtesy of La Nea Conner (left - yellow) and Patti Milam (right - pink).

Tsukuda squared pink and blue romper front and back.
Courtesy of Bev Smith

Misc. Tsukuda Knits
Some outfits may be questionable as to weather it is an original Tsukuda outfit.



Courtesy of La Nea Conner

Above two and right photos are
Courtesy of Dixie McLaughlin

Knit dress to the left is
Courtesy of
Delanea Dunford

Tsukuda packaged outfit and shoes.
Courtesy of La Nea Conner

Variety of Tsukuda shoe colors.
Courtesy of La Nea Conner

Below: Tsukuda foreign packaged shoes that came in a variety of colors which included but was not limited to; blue, red, pink, purple, and yellow in both t-strap and high tops.

Korean Fake Clothing

These particular outfits were not Original Tsukuda outfits, they are folk outfits made in Korea that fit CPKs but are not an officially licensed product.

Preemie

Boxed as a Tsukuda (Japanese) - Coleco 1985 P factory girl - #4 lemon loopy tuft and brown eyes.

Tsukuda Koosa

Came with a Tsukuda box, hand tag, and adoption papers all written in Japanese. Koosa is from Coleco KT factory.

Tsukuda Koosa
These were Coleco Koosas packaged and Distributed by Tsukuda of Japan.

Chapter 18 – Triang-Pedigree
To see more Triang Kids see chapter 29

Triang Pedigree Kids are very unique. They came with a very smooth complexion very similar to that of the KT kids. They did not often come with much facial blushing. Their eyes are very glossy, sticky, and in most cases the eye paint is still wet after all these years! Triang Kids must be stored in a well dried and covered place, protecting them, to avoid getting their eye paint smudged or letting debris settle on them. All Triang Kids not properly stored will develop the "typical" cloudy eyes that Triang-Pedigree is usually known for. The cloudiness does take away from their value but certainly does not deter from the overall beauty of these kids. Very few Triang Kids were freckled.

Most Triang Kids came with hair, which is hard to the touch, very dense. Very high quality yarn was used for these kids. The colors were very similar to the Coleco Kids with only a few variations. Triang Kids had a very nice golden wheat color, a very light blond color, and the two most popular being the gaudy gold and rust colors. The light blond and rust haired Kids were the only Kids that did not seem to have the typical dense hair texture, although they do have the most beautiful complexions.

There are both unique features and Coleco like features that these Triang Pedigree Kids seem to posses. The copyright notice on the back of their head was the same as the regular Coleco Kids'. Triang Pedigree had two types of unique body tags. There was the P factory and the TP factory tags. Triang Pedigree Kids were all made at one single factory in South Africa. The kids that have the TP tags were the last to be produced and distributed. Most of these TP factory tags are just stickers covering up another body tag, which has just the P factory code on it. Towards the end production and distribution they must have run into distributing problems therefore causing the Kids' P only tag to be covered up by the TP sticker tag. Some of the earlier silky P factory tags simply have a small sticker on the back stating the Cabbage Patch Kids was made in the Republic of South Africa.

Below is a VHTF Tri-ang Pedigree girl with head mold #1 plus a tooth and freckles. Only a few Triang Kids are known to exist who have the unique #1 head mold with the tooth. There are also not many freckled Triangs known to exist. Courtesy of La Nea Conner

Triang-Pedigree - South Africa - Box

1984-1985

Triang-Pedigree Birth Certificate

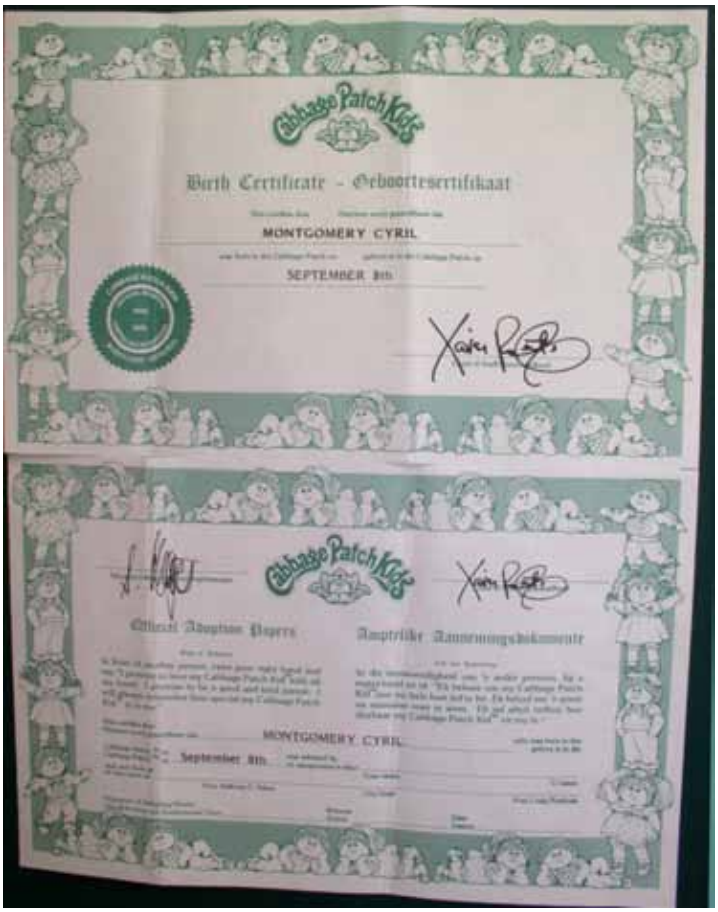

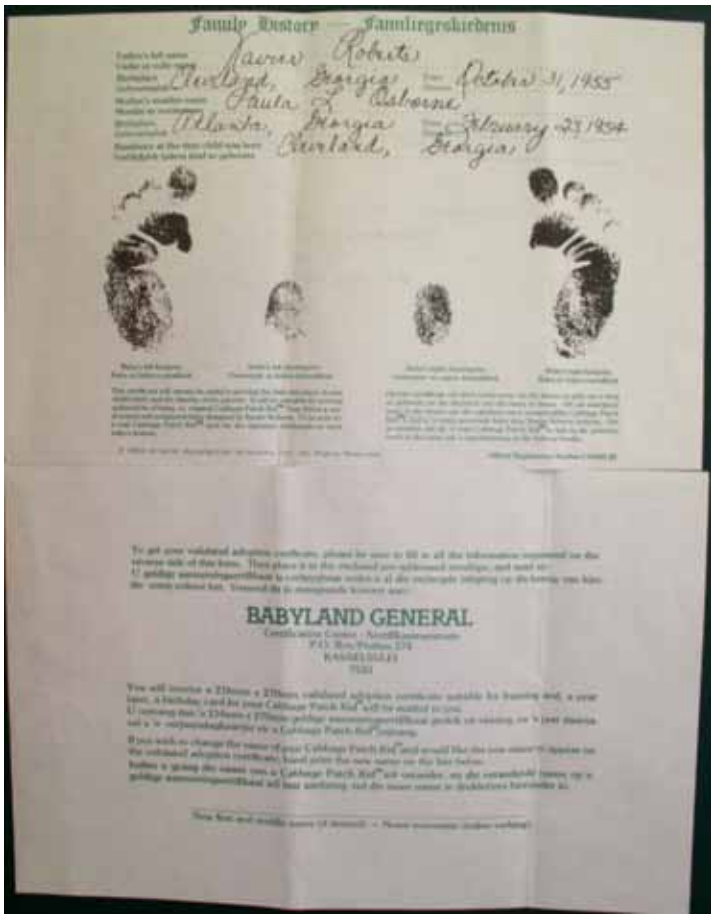

Top:
Dense wheat double braids. Slight color bleeding in the eyes. Note how there is no black on the inner side of the right eye and a small bleeding smudge on the outer edge of the left eye. She has been re-dressed in Coleco flowered overalls.

Bottom and right:
Dense brown single pony with perfect brown eyes.

Top and left:
Dense auburn double braids and beautifully colored blue eyes. Perfect eye paint.

Bottom and right:
Dense wheat braids with cloudy green eyes.

Top and left: Uncommon hair type, rust loops. This hair is soft not dense like common Triang Kids. Perfect green eyes.

Bottom and right: soft gaudy gold loops with cloudy eyes.

Top and left:
Dense wheat loops
with cloudy eyes.

Bottom and right:
Dense brown braids,
smudgy cloudy
brown eyes, and
freckles. The brown
paint used for the
freckles is identical
to the eyes paint.
Very smudgy and
cloudy looking.

Top and left:
Dense wheat loops with Smudgy green eyes. These eyes are not cloudy but they do have some small smudges on the inner white parts of the eye.

Bottom and right:
Dense lemon ponies with beautifully perfect blue eyes.

Top and left:
Uncommon hair type, rust fuzzy. This hair is soft not dense like common Triang Kids. Perfect green eyes.

Bottom and right:
Uncommon hair type, tan loops. This hair is soft not dense like common Triang Kids. Very cloudy blue eyes.

Courtesy of
Dawn Hedgpeth

Courtesy of
Angela Kim

Courtesy of
Vickie Carin

Courtesy of
Vickie Carin

Above four photos Courtesy of
Vickie Carin

Courtesy of
Vickie Carin

Courtesy of
Cindy Shaffer

Courtesy of
Cindy Shaffer

Very few Triang Kids came with freckles and even fewer Kids had a #1 head mold but a tooth had been added. These toothy #1 head mold Kids are believed to have been distributed that way straight from the South African Production factory. One of theses toothy little grins would be a very rare treat to have in any collection.

First three Photos are Courtesy of Cindy Shaffer

Courtesy of
La Nea Conner

Two photos above and single photo to the let are
Courtesy of Bertha Lopez

Courtesy of
Loraine Crawford

Courtesy of
Judy Morris

Courtesy of
Rosanna D'Elia

Courtesy of
Bertha Lopez

Courtesy of
La Nea Conner

Both photos above are courtesy of Elise Heming.

All photos on this page are courtesy of Elise Heming

Courtesy of Elise Heming

Triang-Pedigree Misc. Clothing

Courtesy of Bertha Lopez

Courtesy of
Rosalinda Ramirez

Courtesy of
Rosanna D'Elia

Two photos below are Courtesy of Cindy Shaffer

Chapter 19 - Lili Ledy Kids

To see more Lili Ledy Kids see chapter 29

Lili Ledy Kids manufactured in Mexico and distributed to Mexico only making it very hard for collectors to obtain them. That is why so little is known of the lili ledys Kids. For the most part these Lili Ledy Kids mostly resembled the Coleco Kids than other foreign made Kids. They followed most of the same color combinations as Coleco. Very few Lili Ledy Kids were freckled. The copyright notice on the back of their heads is the same for all Lili Ledy Kids but different than that of Coleco's. The notice has five lines and states the following:

(c) COPYRIGHT 1978, 1982
ORIGINAL APPALACHIAN ARTWORKS INC
MANUFACTURED BY LILI LEDY SA DE CV
MADE IN MEXICO
2

Like the Jesmars Lili Ledy also used string, wire, and like Coleco tie wraps, to attach the Kids' heads to the fabric body.

Lili-Ledy - Mexico - Boxes

1984-1985

Lili Ledy (Mexico) Birth Certificate and Hand Tag.



Lili Ledy personality trait card and pamphlet included with adoption papers (below).

GARANTIA

Este producto está garantía ante cualquier defecto de fábrica, imperfecciones de materiales y mano de obra, por un lapso de 90 DIAS, a partir de la fecha registrada en su nota de compra, por lo que es importante que usted conserve dicha nota para exhibirla al hacer uso de este derecho que le otorga la Ley Federal de Protección al Consumidor.

Si el adquirió usted este producto, observa algún defecto de fabricación, o si mismo viniera incompleto, tenemos el favor de tenar la primera parte de esta garantía y presentarla o enviarla por correo certificado, flete pagado, junto con el propio producto y la nota de compra fechada. El envío o la presentación deberá hacerse al Centro de Servicio LILI LEDY (Sor Juana Inés de la Cruz No. 33, Tlalnepantla, Edo. de México C.P. 54000 para tener el gusto de REPARLO O REPONERLO por otro igual, en perfectas condiciones, SIN CARGO PARA USTED, dentro de los siguientes requisitos y circunstancias:

A.- Que se demuestre estar dentro del plazo de 90 días, a partir de la fecha de compra, mediante la Nota o Factura correspondiente.

B.- Que el artículo no muestre huellas de golpes accidentales o intencionales y que no haya sido expuesto a elementos nocivos como: Agua, ácidos, fuego, intemperie, etc.

C.- Que la avería no sea consecuencia de la falta de observancia del INSTRUCTIVO de funcionamiento que acompaña a nuestros productos.

D.- Que no haya existido algún intento anterior de reparación fuera de nuestro Centro de Servicio.

Si cualquiera de estos requisitos no ha sido rigurosamente observado, ESTA GARANTIA ES TOTALMENTE NULA.

SERVICIO A CLIENTES

Sin embargo, siguiendo nuestra tesis de amistad y buena voluntad hacia nuestros clientes, nos permitimos poner a su disposición el servicio a clientes que a continuación se especifica:

En cualquier caso, tome este talón, cubriendo todos los datos con letra clara (de molde), explique de su problema y envíelo a nuestra Central de Servicio en Tlalnepantla, Edo. de México, para hacer efectiva la garantía o, en su defecto, para enviarle el correspondiente PRESUPUESTO DE REPARACION.

Cualquier reparación de Juguetes LEDY o Muñecas LILI averiadas EN USO NORMAL, después del plazo indicado o faltando alguno de los requisitos necesarios para hacer efectiva nuestra garantía, sin cargo, será atendida por nuestro Centro de Servicio, CON UN CARGO JUSTO Y RAZONABLE que incluirá costo de mano de obra y refacciones. La provisión de refacciones originales se extenderá, normalmente, los primeros dos años después de la fecha de fabricación del artículo.

NUM. DE MODELO DEL PRODUCTO
NOMBRE DEL PRODUCTO
FECHA DE COMPRA DIA MES AÑO
ESTABLECIMIENTO DONDE LO COMPRO
FALLA O PROBLEMA
SU NOMBRE
SU DIRECCION TEL.
COLONIA Y CODIGO POSTAL
CIUDAD ESTADO

USE INVARIABLEMENTE: CORREO CERTIFICADO—FLETE PAGADO

REPARACION EFECTUADA EL DIA MES AÑO
SOBRE EL ARTICULO
PROPIEDAD DE
REFERENCIA No.



All Lili Ledy Kids pictured on this page are courtesy of Bertha Lopez

Below: Lili Ledy 1984 black signature.

Courtesy of Vickie Carin

Courtesy of Rosalinda Ramirez

Courtesy of La Nea Conner

Courtesy of Cate van Zyl

Courtesy of La Nea Conner Courtesy of La Nea Conner

Courtesy of Cindy Shaffer

Two Lili Ledy boys above have tan cut loops hair, blue eyes and freckles. Courtesy of Bertha Lopez

This #3 has freckles
Courtesy of Bertha Lopez

Courtesy of Dixie McLaughlin

Bald Lili Ledy (far left) has been re-dressed in Dinosaur overalls. Courtesy of Bertha Lopez

This boy has brown cut loops, brown eyes, and freckles. The Sombrero and Mexican flag came with him but some collectors question their authenticity

Courtesy of Ann Wilhite

Courtesy of Bertha Lopez

Courtesy of Bertha Lopez

Courtesy of La Nea Conner

Middle two photos and left bottom photo are Courtesy of Dixie McLaughlin

Courtesy of Judy Morris

Courtesy of Judy Morris

Courtesy of Judy Morris

Four photos above are courtesy of Elise Heming

Chapter 20 Coleco Kids and Foreign Kids

Coleco's distributed in foreign boxes

Coleco produced Kids that were distributed to other countries for example TolToys Kids were Coleco Kids distributed in Australia. There were also Coleco Kids Distributed by Kuschel Kinder for Germany and Les Patoufs for France. Kids, Koosas and Preemies were just a few of the examples of these types of Kids. Some of the most common foreign distributors were Arxon for Germany, Giocadipiu Giocadag for Italy, Ideal for England and France and Kaalitarhan Tenavat for Finland.

Boxed as TolToys (Australia) - Coleco 1985 IC factory girl - #4 Brown braids and brown eyes.

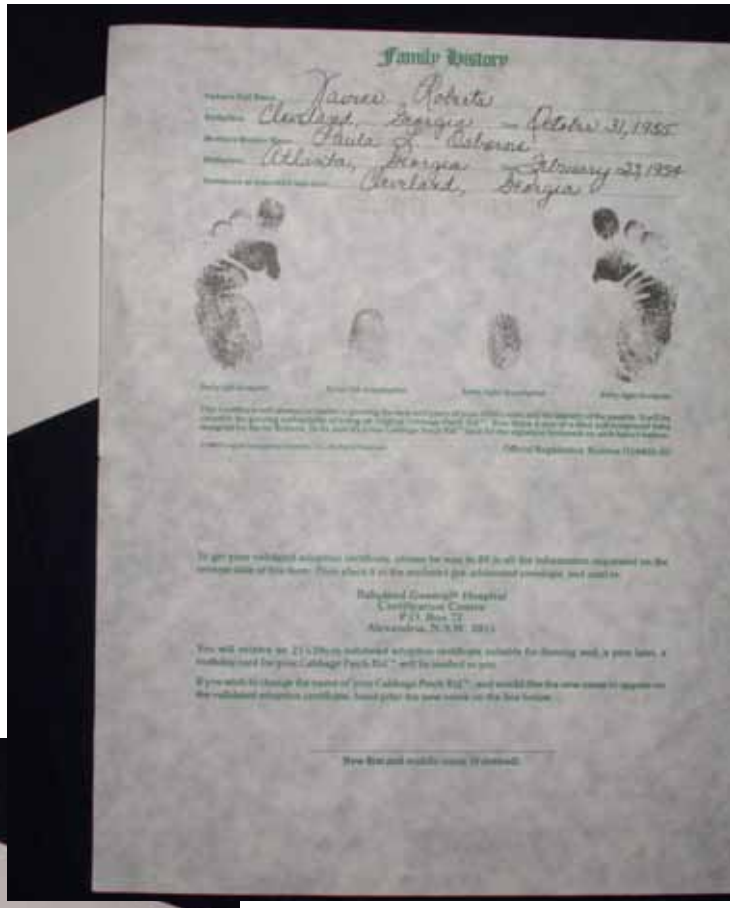

TolToys - Australia

1984-1985

Foreign half and half Kids.

When Coleco shut down the foreign factories in 1985 all the remaining inventory was shipped back Coleco's main factories in China.

<----- Left: Tsukuda head on a Jesmar Body.
Courtesy of Dixie McLaughlin

Right: This particular half and half kid has a Jesmar made in Spain head mold #2 with 10 freckles on each cheek and a TP Traing Pedigree body tag and green dated 1984 signature.

(Right) Tsukuda head on a Coleco body----->

Courtesy of Debby White

Chapter 21 - Porcelain Cabbage Patch Kids
Kids, Figurines, and Ornaments.

Applause from 1984-86 distributed limited edition porcelain Cabbage Patch Kids made by Shader. Besides yarn-haired Caucasian girls and bald boys, the Applause Kids include an Asian girl (Mai Ling), a baby with a tooth (Jennifer Alice), a bride and groom (Corleen and Jonathan), and three costumed characters (Betsy Ross, George Washington, and the Statue of Liberty). These all have porcelain heads and arms connected to cloth bodies, with the exception of the bride and groom, which also had porcelain legs. Each has the Xavier Roberts birthmark signature on the buttocks as well as on the back of the head with a registration number that is duplicated on the "Certificate of Authenticity."

In 1995 Danbury Mint started a series of porcelain Cabbage Patch Kids with cloth torsos. The first four (Academy Collection 1995-97) were Jennifer Sue, the Teacher's Pet; Bobby Joe, the Class Athlete; Melissa Ann, the Cheerleader; and Charles Henry, the Class President. In 1996 Danbury Mint made a boy/girl set of OlympiKids and in 1998 created the first-ever African-American porcelain CPK, Brittany Nicole, who comes with a jump-rope. Other Danbury Mint Kids have included Emily Ann, a pacifier baby wrapped in cabbage leaves, birthday and bath babies, a 50s costumed boy/girl set, and a girl dressed as a cow and drinking milk.

OAA has also made some CPKs with porcelain heads and soft-sculpture bodies: Lou Ann, the Collectors Club exclusive (1990); the Friends, Kassie Lou, Katie Lyn, and Karen Lee in 1994; a J.C. Penney Exclusive baby with violet eyes and lavender christening dress (1994); and the Christmas angel, Angelica (1994). All but the angel used the Coleco #1 sculpt for the head.

Shader (the China company that made porcelain CPK's for Applause) tried to duplicate Coleco head molds. Interestingly, though, they manufactured and Asian face mold before Coleco did!

Text is courtesy of Ann Wilhite

Applause
Jennifer Alice
Courtesy of
Kristin Rodriguez

Close up - Has front tooth.
Courtesy of
Betty Johnson



Each one was numbered with a signature.

Applause
Right: Della Francis
Left: Leslie Ellen
Courtesy of Joe and Pat Prosey

Applause
Courtesy of
Cecilia Wiser

Emily Ann
Danbury Mint limited
edition all Porcelain
Cabbage Patch Kid.

Danbury Mint - Samantha Jean
Birthday Girl
Courtesy of Ann Wilhite

Danbury Mint - 50's Kids
Peggy Sue and Frankie John
Courtesy of Kathie Forman

Danbury Mint - Bethany Mae
Ready for the Bath
Courtesy of Ann Wilhite

Danbury Mint
OlympiKids
Courtesy of Ann Wilhite

Left: Danbury Mint's Elsie Jean, authorized by the California Milk Processor board (originators of the "Got Milk?" ad campaign), is in a cow outfit and comes with her glass of milk, puddles of milk, and a cowbell. She has porcelain head, arms, and feet. Her seated height is 7 inches.
Courtesy of Ann Wilhite

Danbury Mint
Caroline Rose
Courtesy of Ann Wilhite

Danbury Mint
Brittany Nicole - Only Af/Am porcelain ever made.
Courtesy of Ann Wilhite

O.A.A. Friend, Kassie Lou with Porcelain head (coleco #1 head mold), 1994.
Courtesy of Ann Wilhite

Danbury Mint
Charles Henry
Class President
Courtesy of Ann Wilhite

Danbury Mint
Zachary John
Farmer
Courtesy of Ann Wilhite

Danbury Mint
Melissa Ann
Cheerleader
Courtesy of Ann Wilhite

Danbury Mint
Bobbie Joe
Courtesy of Ann Wilhite

Danbury Mint
Jennifer Sue
Courtesy of Ann Wilhite

Danbury Mint Angel
Christiana Marie
Courtesy of Ann Wilhite.

O.A.A. baby with Porcelain head made exclusively for JCPenney, Christmas 1994. Has the Coleco #1 head mold and wears a pale lavender Christening gown.

Applause
George Washington and Betsy Ross - 1986
Courtesy of Ann Wilhite

Applause
Statue of Liberty - 1986
Courtesy of Ann Wilhite

Applause
CPK Porcelain Wedding Set
Colleen Michelle and Jonathan Eric
Courtesy Ann Wilhite

Applause - First Edition
Left to right: Kelly Marie, Jeffrey Nicholas, and Jessica Louise
Courtesy of Ann Wilhite

Applause - Second Edition
Left to right: Georgia Dee, Della Frances, Timothy David, and Melanie Susanne
Courtesy of Ann Wilhite.

Applause - Third Edition
Left to right: Leslie Ellen, Mai Ling, and Jennifer Alice
Courtesy of Ann Wilhite

Applause - JC Penny's
Pamela Diane
Courtesy of Ann Wilhite.

Applause - JC Penny's
Cori Lynne
Courtesy of Ann Wilhite.

Cabbage Patch Kids Christmas Ornaments

From 1984-1985 a variety of porcelain and painted resin Christmas ornaments depicted Cabbage Patch Kids. Some came in yellow and green boxes; some were un-boxed. In 1995 Avon sold three hard plastic ornaments: a toy soldier, baby in red Santa suit on a white rocking horse, and an ice skater. Carlton for American Greetings made boxed ornaments in 2004 and 2005; both the removable Cabbage Patch Kid and the box itself can be hung on the tree.

Test is courtesy of Ann Wilhite

Left: 2005 Carlton. American Greetings ornament Christmas Eve. Came with a tiny birth certificate.
Courtesy of Ann Wilhite

American Greetings for Christmas 2005 made resin, blown plastic, and glass ornaments as well as two resin stocking hangers. Below: These are the two blown plastic ornaments--a freckled boy with snowball and a freckled caroler. Text and photo are courtesy of Ann Wilhite

Above: the resin large ornaments: boy on bobsleigh, ice skater, and angel. Courtesy of Ann Wilhite

Stocking hanger - boy.
Courtesy of Ann Wilhite

Stocking hanger - girl.
Courtesy of Ann Wilhite

Glass ornament
Courtesy of Ann Wilhite

These minis come 5 to a package. Courtesy of Ann Wilhite

Large resin ornaments. Courtesy of Ann Wilhite

2004 Carlton. American Greetings ornament, Christmas Rose. Came with a tiny birth certificate.

Courtesy of Ann Wilhite

Porcelain boy and girl.
Courtesy of Ann Wilhite

Baby in pink sleeper on crescent moon has exposed “bottom” with a small XR on the left cheek.
Courtesy of Ann Wilhite

1995 - Avon hard plastic ornaments.
Courtesy of Ann Wilhite

Angel with horn
Courtesy of Ann Wilhite

Left: Girls and boys made of resin with a glossy painted surface.

Courtesy of Ann Wilhite

Ice skaters made of resin.
Courtesy of Ann Wilhite

Porcelain Figurines

Extra Special made 61 porcelain bisque figurines in 1984 and 1985. Others are pictured in brochures and catalogs but were never made. Some figures vary, depending on whether they were made in Taiwan or Korea. Most of the figurines are stamped on the bottom with the Extra Special logo and "O.A.A. Inc." The larger ones also have Xavier Roberts' signature in black or green. Most came in yellow boxes and have little tags that resemble Cabbage Patch Kids wrist tags. Some of the figurines were limited in production and are HTF today, such as "Special Delivery" (limited to 25,000), "Home, Sweet Home" (a club special), the "Preemie Triplets," and the two musical pieces, "Carousel" and "Fun in the Garden."

Rainbow Sweethearts
Courtesy of Sandra Hunt

Entertainers
Courtesy of Landon Howell

Bedtime Story
Courtesy of Jeanne Russell

Sleigh Ride
Christmas Edition

Sharing a soda Creme
Courtesy of Erica Warren

Front to back: I Can Do IT and
Party Perfect
Courtesy of Erica Warren

Special Delivery

Left to right: A Cuddly Friend, Specially for You,
and Party Perfect
Courtesy of Pat McPherson

This page is courtesy of Beverly Drake

The Building Block

Playtime

The Little Drummer

Easter Artists

House call

Finding Easter Treats

Baby's First Step

Carousel (musical)

Home, Sweet Home

Hugs and Kisses

Wedding Fantasy

Our Easter Bunny

Lovely Ladies

Noel, Noel

Christmas Wishes

This page is courtesy of Beverly Drake.

Valentine Phone Call

Gimme a Ride

Lunch Break

Clubhouse

Sleeping Friends

Getting Acquainted

Sandcastles

Tea for Two

Birthday Party

Discovering Life

Playground Fun

Bathing Beauty
Courtesy of Jo and Pat Prosey

School Sweethearts
Courtesy of Jo and Pat Prosey

Fun in the Garden

Preemie Triplets

Chapter 22 - CPK Minis

Cabbage Patch Kids and Koosas Playmates, Vinyl Figurines, and Pin Ups.

Pin-ups and Playmates

In 1984 Coleco introduced 5-inch Cabbage Patch Kids (5 white girls and a white and black boy) in 6 designs. The mini CPKs come attached by Velcro to a screened background in a padded fabric frame (bedroom, clubhouse, greenhouse, sweet shop, toy stare, barnyard). There are no markings on the dolls; the “body tag” is on the frame, which is meant to be hung on a wall. The following year 5-inch CPKs with body tags were packaged as Playmates, each with an extra set of clothes and a pillow. Other outfits were sold separately. The hairstyles and outfits copied those found on the big Kids and were intended as “playmates” for the 16-inch Kids. Six Koosas were also packaged as Playmates, with pillow and extra outfit. A Musical Buggy (an open car) and Musical Merry-Go-Round provided rides for the Playmates.

Text is courtesy of Ann Wilhite

CPK Kids Playmates and accessories. Top 2 photos
Courtesy of Ellen Quest.

CPK Kids Playmates
Courtesy of Tamra Robles

CPK Kids Playmates clothing back of the box (left),
and blue dress (right).

CPK Kids Koosas Playmates.
Courtesy of Ellen Quest.

CPK Kids Koosa Playmate.
Courtesy of Diane Paris

CPK Kids Koosas Playmates back of the box

CPK Kids Playmates back of the box

CPK Kids Playmates accessories: Musical Buggy and Merry-go-round courtesy of Ellen Quest

CPK Kids Playmates accessories: Musical Buggy and Merry-go-round out of box. Courtesy of Ann Wilhite

These photos were taken out of the 1985 Coleco Catalog.

Cabbage Patch Kids Pin-Ups

Top left to right: Toystore, Clubhouse, and Sweet Shop.
Bottom left to right: Greenhouse, Bedroom, and Barnyard.
CPK Kids Pin Ups
Courtesy of Tamra Robles







This is a different version of Brenton Rudy and his Barnyard.

Charlene Jenny and her Clubhouse. Courtesy of Judy Morris

Minni Chrissie and her Greenhouse. Courtesy of Judy Morris

PVC Posable Minitaures

Since 1984 various companies have made polyvinyl Cabbage Patch Kids figurines and poseable figures. Panosh Place made poseable figures in first and second editions from 1984-85. Each came standing in a yellow and green box with a different name and look and a “Cabbage Patch Kids Certificate of Authenticity” on the box. The figurines also had names and came in a variety of poses, such as a baseball boy with bat, a cheerleader, or a girl with glasses reading a book. In 1985 Panosh made a Brag Bag tote that held 16 poseables.

Other vinyl figurines have included those made for McDonalds Happy Meals in 1993 and 1994 and the Arco/Mattel boxed set of 4 OlympiKids in 1996.

Text and photos are courtesy of Ann Wilhite



Top two photos are from the Panosh Place Catalog.

<-------Bottom photo are the McDonalds Happy Meal toys.

PVC Posable Minitaures are courtesy of Diane Paris

PVC Posable Minitaures
First 7 photos courtesy of Diane Paris





Delux Miniatures
Courtesy of Melanie Knipp

CPK WInd Up Rockers
Courtesy of Diane Paris

CPKHospital
Courtesy of Steve Kuether

Chapter 23 - Coleco Plush - Koosas, Pets and Ponies

To see more Koosas see chapter 29

‘Koosas from Wykoosa Valley were 14-inch vinyl-headed plush pets, “a special, loving breed, who become a friend to those in need.” Coleco packaged them in kennel-type boxes with an “Identification Certificate” and “Registration Application” that allowed the owner to name the Koosa.

Each had a long tail and “outie” belly button, a “dog collar” with tag, and a body made from three different types of fabric and different colors: 1) stretch velour in brown, yellow, peach, or pink; 2) plush in peach, pink, or brown; and 3) cotton/polyester knit or a nylon striped knit in an orange and white striped pattern. At the base of the head back is the copyright data and one of three head mold numbers.

The A-1 resembles either a lion or a squirrel with small blue eyes, small nose, two dimples, a tiny tongue, and small ears that stand straight up. They all seem to have full heads of hair with a contrasting center streak and a streak that runs across the back crown.

The A-2 looks like a cat with molded whiskers, larger hazel-brown eyes, and larger ears that stand straight up. The “cats” have tufts of hair between the ears.

The A-3 resembles a dog, with a slightly protruding snout and folded-down ears. This mold has either the tuft of hair between the ears or a full head of hair. Eyes are hazel-brown, blue, and bright turquoise. A few of the “dogs” have a patch around one eye.

The Xavier Roberts signature is only on the white satin tag sewn on the back of the outfit. It is either black with no date (1984) or blue dated ‘85. Body tags have a factory initial on the back and seem to be either OK, KT, or SY. Clothing tag initials match the body tag.

Girls wear a strapped apron style “dress” made from various prints and plaids. Boys have varied outfits, including corduroy short pants with multicolored straps and a duck, elephant, or giraffe appliqué on right leg; stretch terry shirt in various pastels with kitty or bear appliqué; short bib overall in various colors and a “Cabbage Patch Kids” tag on bib and “footprints” across bottom; or a soft brushed knit top in multi-color strips of teal, blue, tan, and mauve with a bear appliqué.

Information for this text written by Ann Wilhite based on articles by Connie LeSeur in the March and May 1994 issues of *The Cabbage Connection.*

Copyright info on the Koosas
© COPY R 1983
ORIGINAL APPALACHIAN ARTWORKS INC.
MFG. BY COLECO IND. INC.
A3

Head Mold #A1
Courtesy of Cindy Shaffer

Head Mold #A2
Courtesy of Cindy Shaffer

Head Mold #A3
Courtesy of Cindy Shaffer

Top eye patch Koosas Left ot right:
A3 head mold, tan fuzzy body, auburn lion mane, and blue eyes with a right eye patch. (Redressed in build-a-bear overalls)
A3 head mold, brown body, auburn lion mane, and blue eyes with a right eye patch.
A3 head mold, yellow body, yellow lion mane, and blue eyes with a left eye patch.

Two Koosas to
<---------- the left are
Courtesy of Vickie Carin

Koosas with the Koosa Care Center
Below is the front of the Care Center box.

Courtesy of Tony Sanchez

Courtesy of Dixie McLaughlin

Courtesy of Tony Sanchez

Courtesy of Michele Moore

Courtesy of Michele Moore

All Koosas on this page are Courtesy of Vicki Carin.

XR Stamped signatures on all Koosa clothing.
Right: black undated - 1984
Left: blue dated 1985

Two Koosa body tags from hte OK (left) and KT (right) factories.

Inside tag on Koosa clothing (KT factory).

Koosas - Tsukuda - 1985

Coleco Koosas boxes look identical to this Tsukuda Koosa except for the fact that there is no Japanese writing on the Coleco Koosa box. All Tsukuda boxed Koosas are Coleco OK or KT factory made and then simply distributed by Tsukuda for sale in Japan.

Six Koosas courtesy of Tony Sanchez.





French Canadian Ptits Bouts de Choux Koosa registration application.
These were exactly like the Coleco Koosas only packaged and distributed by Coleco for sale in Canada. Thier adoption papers were written in french.

Coleco Koosa registration application.

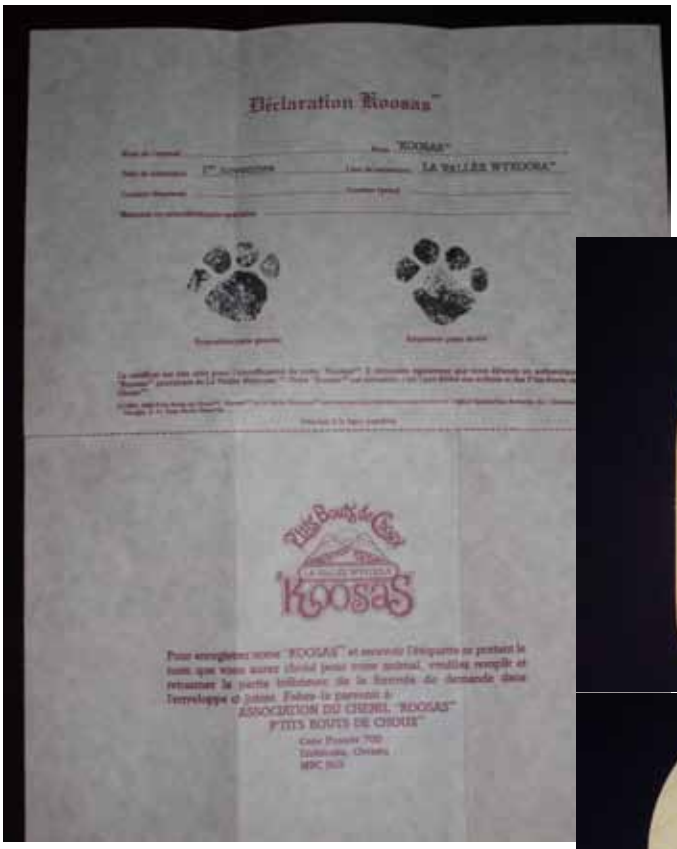

Coleco Show Ponies - 1985

Shown below are all seven different colors of show ponies that were available; (left to right) white with orange spots, all white, white with grey and white mane and tail, white with grey spots, grey, brown, and black. The show ponies were also available as Circus ponies (chapter 12 - Circus Kids) and in special boxes packaged with a kid in western clothing (chapter 10 - Western Sets).

1985 Cocleco Show Pony Box

Below: Many of the Kids that came packad as Western Sets were IC Kids and since IC Kids were made in Taiwan there is a sticker on the back of the Western set box states that the product was made in Taiwan.

Coleco Circus Pony (1986) came in a regular Show Pony (1985) box with a Circus Pony emblem sticker on the top front cellophane (see page 133).

Show Ponies registration application certificate.

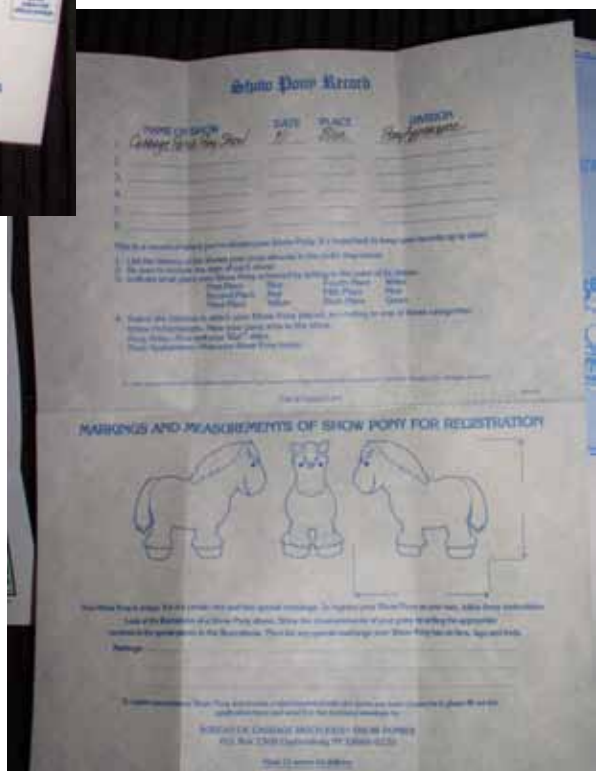

Show Ponies official registration certificate with stickers still attached. The stickers are for the blue #1 best of show ribbon.

Cabbage Patch Kids Pets

Appeared in 1986
They seem to have come from
either the KT or SS factories.

Very few CPK Pets came with the “CPK Pets tm” logo on the bottom of the left paw.

First 4 below courtesy of
Nancy L. Macrae

Cabbage Patch Kids Pets
VHTF Bear
Courtesy Amy Fretwell

The Bear Pet seems to have been marketed only in Canada and is considered HTF.

Photos were taken of the display shelves at Magic Crystal Valley
See chapter 29 for more information on Magic Crystal Valley.

Chapter 24 - Coleco Oddities

Prototypes, Factory Flukes, Oddities, Rare, and VHTF Kids

(Left)
Coleco's bald Kids had blue eyes unlike this beautiful kiddo with his bright green eyes.

Courtesy Dixie McLaughlin

Left and Right:
Coleco's brown haired boys had brown eyes not blue like this special little guy. Only a few of these blue eyed #5 head mold boys are known to exist.

Courtesy Dixie McLaughlin

Left:
The #5 Brown single poni with blue eyes is also a rare find even though you will see a few more of the girls than the boys.
Left: Jamie Mullin's #5 girl.

Right:
Dixie McLaughlin's special #5 kidos

Left: 1985 #3 head mold Coleco boy with an added tooth. Even though he looks it, collectors are not sure if this kid is authentic.

Courtesy Judy Morris

Left: #19 Designer Line kids with red crimped hair and brown eyes. All of these hair and eye combo kids came with freckles except for the girl on the right. She may be a factory fluke.
Courtesy of Ann Wilhite

VHTF #19 brown double popcorn ponies with brown eyes.
Courtesy of Ann Wilhite

Rare Designer Line boy with dark brown hair and blue eyes.
Courtesy of Ann Wilhite

VHTF Preemies. Most of the #4 Coleco Preemies came with brown eyes except for these two. Left: green eyes and right: blue eyes.

Prototypes

These special prototype Kids are extremely hard to come by.

CPK prototype red double ponies and green eyes.
Courtesy of Dixie McLaughlin

CPK prototype lemon double ponies with blue eyes and freckles. Courtesy of Bradley Bruinsma

Baby Koosas Prototype.
They were pictured in Coleco catalogs but never produced.
Courtesy of La Nea Conner
Baby Koosa was on Ebay. Seller said she found it in a doll shop in Arizona.

Baby Koosa Prototype
Courtesy of Amber J Jurkiewicz

Koosas Prototype.
Courtesy of Bradley Bruinsma

Prototype #5 Kids.

In 2005 collectors discovered two prototype Asian Kids with a #5 as the mold number, which has raised the question of whether or not the single-tooth mold was originally intended to be #5. A few single-tooth Kids do have the 5 number, so the mystery remains at this point unsolved. Coleco did not market an Asian Kid until 1989 and that mold, #36, is quite different from the one pictured here. Text is courtesy of Ann Wilhite

© COPY R. 1978 - 1982
ORIGINAL APPALACHIAN ARTWORKS INC.
MANUFACTURED BY COLECO IND. INC.
MADE IN HONG KONG
5

Courtesy of La Nea Conner

Courtesy of Bradley Bruinsma

#5 red double braids with blue eyes. She has an Af/Am head mold with a white fabric body.
Sold on Ebay February 2005 for $80.
Courtesy of Jeff and Amy Nesblitt

Left: CPK with a Koosas body tag copyright 1983.
Courtesy of Ty and Cathy Sterling

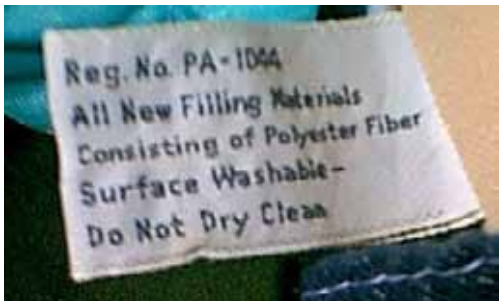

Above and right photos are a CPK with an embroidered side body tag. These Kids were from the KT factory and are VHTF.
Courtesy of Bradley Bruinsma
More Embroidered Kids appear in chapter 3 - factories/body tags. Courtesy of Dixie McLaughlin

Kid with embroidered side tag.
Courtesy of La Nea Conner

Fake or altered Cabbage Patch Kids

Far left: authentic Coleco Cabbage Patch Kid un-altered. Middle and right: fake Cabbage Patch Kids.

Triang Pedigree with hand painted eyes. Courtesy of Debby White

The three boys above have had custom hair-cuts. Left to right: cut loops style, tan fuzzy, and gold fuzzy. Loops have been cut and hair has been hand fuzzed using a pet grooming brush.

Courtesy of Ruby Baublitz

Courtesy of Dixie McLaughlin

Courtesy of Dixie McLaughlin

Courtesy of Dixie McLaughlin

Courtesy of Dixie McLaughlin

Courtesy of Dixie McLaughlin

Butterflies are painted in the center of their eyes. No CPK identifying characteristics.
Courtesy of Maggie Jernigan

Butterflies are painted in the center of their eyes. No CPK identifying characteristics.
Courtesy of Maggie Jernigan

Both of these fake CPK's have the copyright infom-raiton on the back of their heads and stamped signatures on the right bum cheek instead of the original left side.
Courtesy of Maggie Jernigan

<---- Courtesy of Kathy Ross

Group of fake cpk's
Courtesy of Vicki Carin

Fake 1983 #2 head mold with lemon ponies and blue eyes. A hole was drilled into the moulth for a pacifier. Sold on Ebay for $125.00
Courtesy of Ann Wilhite

Fake Koosas
Courtesy of Dixie McLaughlin

This cutie is only 10 inches tall, has jointed arms and legs, and is very well made. This is a fake reproduction of an original Xavier Roberts Soft Sculpture Creation.

This one has “Dimple Creations 1985” written on the bum.

Photo and description are Courtesy of Maggie Jernigan.

Altered Koosa
Hole was drilled in the mouth for a pacifier.

Re-rooted Cabbage Patch Kids

Courtesy of Debby White

Courtesy of Leanne Arbez

Courtesy of Eileen Taylor

Courtesy of Eileen Taylor

Courtesy of Eileen Taylor

Courtesy of Eileen Taylor

Courtesy of Eileen Taylor

Courtesy of Eileen Taylor

Courtesy of Eileen Taylor

Courtesy of Eileen Taylor

Courtesy of Eileen Taylor

Courtesy of Eileen Taylor

Courtesy of Eileen Taylor

Courtesy of Eileen Taylor

Courtesy of Eileen Taylor

Courtesy of Eileen Taylor

Courtesy of Eileen Taylor

Courtesy of Eileen Taylor

Courtesy of Eileen Taylor

Courtesy of Tony Sanchez

Courtesy of Tony Sanchez

Courtesy of Tony Sanchez

Courtesy of Tony Sanchez

Courtesy of Tony Sanchez

Courtesy of Tony Sanchez

Courtesy of Lynn Speer

Courtesy of Lynn Speer

Courtesy of Lynn Speer

Courtesy of Lynn Speer

Courtesy of Lynn Speer

Courtesy of Lynn Speer

Courtesy of Lynn Speer

Courtesy of Tony Sanchez

Courtesy of Lynn Speer

Courtesy of Lynn Speer

Courtesy of Lynn Speer

Courtesy of Lynn Speer

Courtesy of Lynn Speer

Courtesy of Lynn Speer

Courtesy of Karen LoGiudice

Courtesy of Karen LoGiudice

Courtesy of Karen LoGiudice

Courtesy of Michele Moore

Courtesy of La Nea Conner

Chapter 25 - Magic Crystal Valley - Leonardtown, Maryland

Cabbage Patch Kids Museum

http://www.magiccrystalvalley.com

Photos courtesy of Jo, Pat, and Kevin Prosey

1983 Kids

1984 Kids

1985 Kids

1986 Kids

World Travelers and Animal Sleepers

Tsukuda Wedding Sets (1984-1985) and some Soft Sculpture Kids (bottom row)

1987 Talking Kids

Plastic PVC Posables and sewing patterns.

1984 -1985 Jesmar Kids

JESMAR

1984 -1985 Triang Pedigree

1984 -1985 Tsukuda

1984 -1985 Lili Ledy Kids

Chapter 26 - Collectors Favorite Cabbage Patch Kids

**Please note that these kids have been re-dressed, modified and may not be 100% original.

#14 kids
Courtesy of Cindy Shaffer

#14 kid
Courtesy of Cindy Shaffer

Courtesy of La Nea Conner

#14 kid courtesy of Cindy Shaffer

#8 kid w/ tricycle Courtesy of Cindy Shaffer

Snow Fun
Courtesy of Vickie Carin

Red Fuzzies courtesy of Cindy Shaffer

Af/Am Baldies courtesy of La Nea Conner

#4 Bear Suit Boy
Courtesy of Pat Waskowich

#4 poodle girls
Courtesy of Michele Moore

Olivia and Ollie
Courtesy of Martha McGrath

#1 head mold Batman and #3 head mold Spiderman. Courtesy of Tony Sanchez

Beanie Butt babies
Courtesy of Christin Mercedes Montana

Octuplets
Courtesy of Amber Jurkiewicz

Courtesy of
Dixie McLaughlin

Rare Coleco OK factory 1989 Preemies

Courtesy of
Martha McGrath

#9 kids with glasses.
Courtesy of La Nea Conner

Courtesy of La Nea Conner

#4 Kids
Courtesy of Tony Sanchez

Kevin Prosey
Courtesy of Pat and Joe Prosey

Dottie and Naomi
Courtesy of Ann Wilhite

"Finding NEMO" Dottie Amaryllis and Melvin Dudley. Courtesy of Ann Wilhite

Ilka and Pru
Courtesy of Kathie Forman

Bernadette
Courtesy of Ann Wilhite

Chapter 27 - Cleaning Tips
Text provided by: Corrina Thompson

Disclaimer:

I do not guarantee these tips will clean every Cabbage Patch Kid, nor do I take any responsibility for personal injury, or for loss or damage of personal property resulting from using these techniques. If you try any of my methods, you try them at your own risk.

Most of the products I use for toy cleaning are brand name products, and I cannot predict whether non-brand products can duplicate their effect. However, I do not endorse, work for, nor own trademarks to any products listed here. I merely use them out of personal preference.

These cleaning tips are meant to be used on vintage and newer Cabbage Patch Kids with vinyl heads. I have not tested any of these cleaning methods on soft sculptured CPK dolls, and cannot predict the outcome of trying to clean them in any of the ways listed below.

Please note I do not recommend using any type of bleaching product on dolls with dark skin tones.

General directions on how to bathe your Cabbage Patch Kid: Fill a sink with hot water and let the fabric body soak thoroughly. Try to avoid submerging the head or wetting the hair unless it's absolutely necessary. Next, using a fingernail brush or a hard bristled toothbrush, scrub OxiClean laundry enhancer directly onto the dirty areas of your doll. Rinse thoroughly, and then squeeze out all the excess water. It is best to allow your doll to air dry. To do so, lay out a towel on the seat of a chair and stand your doll upright with it's head pointing up to allow the water to drain properly.

Note: Do not let water settle in the plastic heads of Cabbage Patch Kids. When water is left in any kind of closed-off plastic container (bottles, pitchers, and the vinyl heads of CPKs) mold will grow. This mold contributes to, and can even cause pox in kids made from factories that are typically pox free.

If you do air dry your doll, occasionally go back and squeeze the fabric body of the doll to make sure all the excess water is out of the legs. Wring out and towel off the doll's feet often to prevent watermarks from forming. You can also use a hairdryer on the feet once the doll is mostly dry. If watermarks occur, wet the area again, squeeze it out, and either air dry or use a hairdryer.

Although I do not recommend it, I have known some people to dry their Cabbage Patch Dolls in the dryer by wrapping them in a pillowcase, and tumbling them on a low heat or no-heat setting. Be aware that you can seriously damage your doll by placing it in the dryer. The same goes for washing them in a washing machine. Machine washing can cause excessive fuzzing of the yarn hair, fabric pills on the body of your doll, and even cause the vinyl heads to collapse or become irreparably misshapen.

To get rid of dark or light spots on CPK heads, also known as VDS (vinyl disease): This is also known as the dreaded cabbage pox. It is caused by a breakdown (decomposition) of the vinyl, resulting in varying colored spots that can't be removed using typical cleaning methods. Pox is permanent. It can't be reversed, but in some cases it can be diminished in appearance.

Twin Pines of Maine, (http://www.twinpines.com) makes an effective product called Remove-Zit Stain Remover that, in my own opinion, seems to work best on dark pox. This paste-like substance seems to have a type of bleaching effect on the vinyl without damaging it. There is no other product that I know of that works like this one. However, it is a very slow acting product, and you can't tell exactly how it is going to turn out until you try it. It can take months of allowing this paste to sit on your doll's face before you see any results at all, and in the end, you may not get the results you wanted.

In my experience, this product works best to remove permanent marker or nicotine stains, rather than pox. However, to use it for the lightening of pox, apply this product evenly over the face, avoiding the painted eyes, eyebrows, and freckles. Leave it on the face, undisturbed for several days before scraping off the product to check the results. You will probably need to re-apply several times. You should get an overall lightened effect after a few months of repeated application.

Remove-Zit is probably best used on keepsake dolls, or dolls of sentimental value because of the time involved in the cleaning process.

Note: In my experience, you can attempt to apply Remove-Zit to individual pox, but it may not lighten them entirely, and may also produce a lightened effect around the pox, making them more noticeable.

To remove mildew and some ink marks from fabric bodies: In a sink of hot water, add a scoop of Oxiclean laundry enhancer, and let your CPK soak until thoroughly wet. When wet, squeeze out a generous amount of Soft Scrub with Bleach directly onto the fabric body of your doll, and rub it in until the area is completely coated with the cleanser.

Important: Be sure to wear gloves when you do this! In my own experience, Soft Scrub with Bleach is very damaging to the skin.

Allow the Soft Scrub to set for about 30 minutes, then rinse thoroughly. If traces of mildew are still present, repeat the process until the mildew is gone. Dry your Cabbage Patch Kid as you normally would.

To remove pen marks (ballpoint) from CPK heads: There are several ways to clean ballpoint pen marks from vinyl heads. OxiClean can be made into a damp paste and put on with a Scotchbrite sponge to remove stubborn ballpoint pen marks in a jiffy. However, keep in mind that OxiClean is an abrasive. Pair that with the scratchy surface of a Scotchbrite sponge, and it will invariably leave clear scuffs on the vinyl. Use this on desperate cabbies only, and never use it on the painted eyes, brows, or freckles of your doll. It will remove them.

Orange oil, such as OrangeGlo, will remove ink spots on vinyl as well as the dark "finger smudge" type of dirt (looks like a coating of dust, but isn't) that can stain plastics over time. Using orange oil and a washcloth, buff the affected area in a circular motion. It will remove the ink and dirt, without seeming to damage the face paint.

To remove permanent marker stains from CPK heads: Some ink marks and marks from dark, permanent markers can be removed by using a Clorox Bleach Pen, which is available in the laundry detergent section of most stores. Just apply the bleach pen to the marks and leave it on until it dries. Once it's dry, gently scratch off the bleached area, rinse and pat the area dry. It may take several bleaching sessions to get rid of the ink completely, but you should see a difference after three bleaching sessions, sometimes even less. Too, with the pens small

tip, it's easier to get the bleach right where you want it. Note: This product will remove a doll's face paint, so use with care.

To remove paint smudges from vinyl CPK heads: Use the green, scratchy side of a Scotchbrite sponge to scrub paint from vinyl Cabbage Patch heads. Not all paint can be removed, but this seems to work well on house paint, craft paint, as well as those mysterious, white "paint-looking" smudge marks. Scotchbrite sponges are also good at removing mildew spots (not pox) from the face. Just remember when using them to avoid scrubbing over your doll's painted eyebrows, eyes, and freckles. These sponges will scratch the paint, and in some cases even remove it entirely. Note: using these scratchy surfaced sponges will leave shiny clear scuffs on the vinyl, especially if you scrub too hard. So, it is best to use on small areas or on desperate dolls only.

How to clean dust and dirt from yarn hair: First, use a hairdryer on a cool setting to blow the loose dust away, then finger pick the hair to free up dirt and other particles that might be lodged at the root. Note: If you wet a doll's yarn hair before dusting it, you could actually make the problem worse by setting the dust further into the yarn. So remember to dust first! Next, shampoo the hair in a sink of lukewarm water using a mild detergent such as Woolite, or a capful of Dreft Detergent. Be sure to wear gloves when doing this to prevent skin irritation. Rinse thoroughly, and then squeeze out the hair and towel dry. Prop the doll up to the let the head drain and the hair dry. You can also use a hairdryer on a low, cool setting to help the hair dry faster. Do not use heat, as it can cause excess fuzzing of the hair. If any residual odors remain, you can sprits the hair with a fabric refresher. Once the hair is dry, it's ready to be restyled. Trimming off any fuzz off the strands with sharp-tipped scissors can really take the years off an old doll, and provide a neat appearance.

People Weekly (c) 2001 Time Home Inc. Home Entertainment did a whole magazine on fads of the 80's. Page 62 Included this small article on Cabbage Patch Kids (top right photo)

A Complete Guide To Coleco Cabbage Patch Dolls And More (c) 1998 by Kelly Ann-Marie Williams and The Cabbage Patch Clothes Book 1983-1990 (c) 2004 by Robin Jones and Friends. Both publications below are very special, Kelly Williams lost her battle with cancer in October 1998 shortly after finishing her book. Kelly's family including her mother, Robin Jones, helped to publish her book. A few years later Robin Jones lived in her daughter's footsteps to create a second CPK book. They are both very informative and contain a lot of excellent information. They are very much appreciated among collectors and CPK lovers alike.





Below: The Encyclopedias of the 1980's and the 1990's by Jan Linderberger with Judy Morris. Published by Schiffer Publishing Ltd., Atglen, PA.

Both of these excellent publications contain lots of helpful information and informative color photos for Cabbage Patch Kids from the early 1980's to the later part of the 1990's. Both of these publications are a must for new and old collectors alike.





Left: front and back of:
Cabbage Patch Kids Collectibles Unauthorized Price Guide was also by Jan Linderberger with Dixie McLaughlin and published by Schiffer Publishing Ltd., Atglen, PA.

This publication contains just a fraction of the accessories available during the 1980's Cabbage Patch Kids craze.
This one is a must for those got-to-have-it-all type collectors.

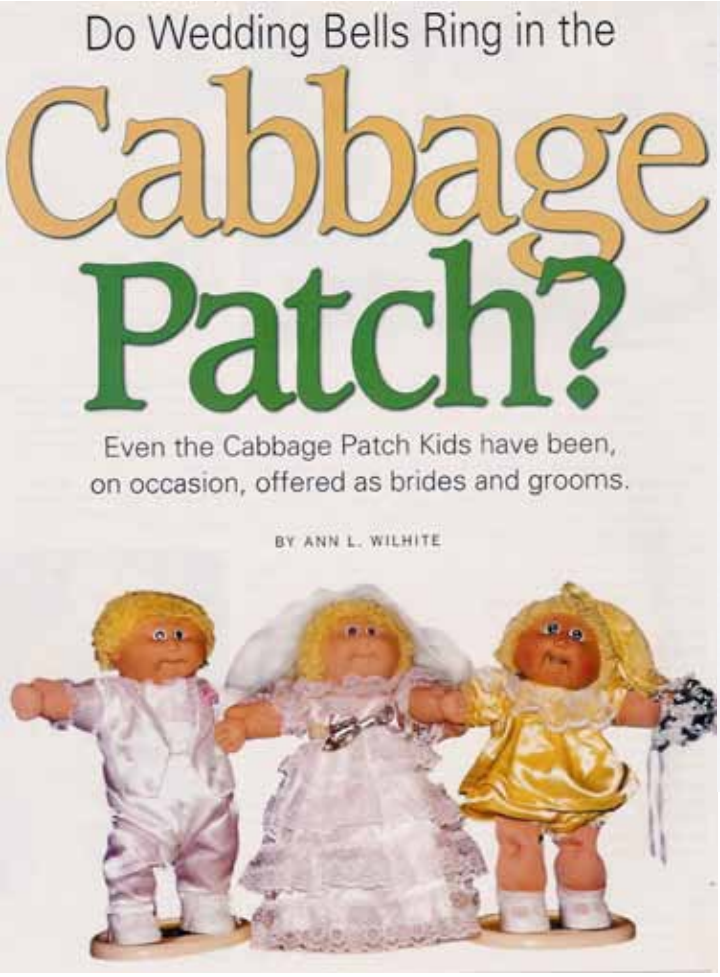

Do Wedding Bells Ring in the

Cabbage Patch?

Even the Cabbage Patch Kids have been, on occasion, offered as brides and grooms.

BY ANN L. WILHITE

Ann Wilhite, “Wedding Bells in the Cabbage Patch,” *Doll Reader*, June/July 2004, pp. 38-41 (top left to bottom right).

Ann Wilhite, “Cabbage Patch Kids as World Travelers,” *Doll Reader*, September 2005, pp. 53-57



Legend of the Cabbage Patch Kids is overview of Xavier Roberts life from rags to riches (c) 1984 by O.A.A., Inc. by Taylor Publishing Company. From the very beginning of his Soft Sculpture creations of the "little People" to what eventually led to Babyland General Hospital. This hard back cover book is sure to be a delight for any type of collector.

Cover photo and information Courtesy of Michele Moore and La Nea Conner

Patchworks is an out of print publication authored by Elizabeth "Betty" N. Chapman (c) 1987. This excellent publication contained information on 1983-1986 Cabbage Patch Kids. It included information on HTF kids, who collects, head molds, outfits, accessories, and factory specifics. There are even stories about her research and observations. This is a great and rare find if you can get your hands on a copy.

Fantasy - The Incredible Cabbage Patch Phenomenon authored by William Hoffman (c) 1984 by Taylor Publishing Company. This publication contains information on the history of Xavier Roberts' soft sculpture Kids and the mass-market craze of 1983.


COLECO·1985
We Make it Happen.

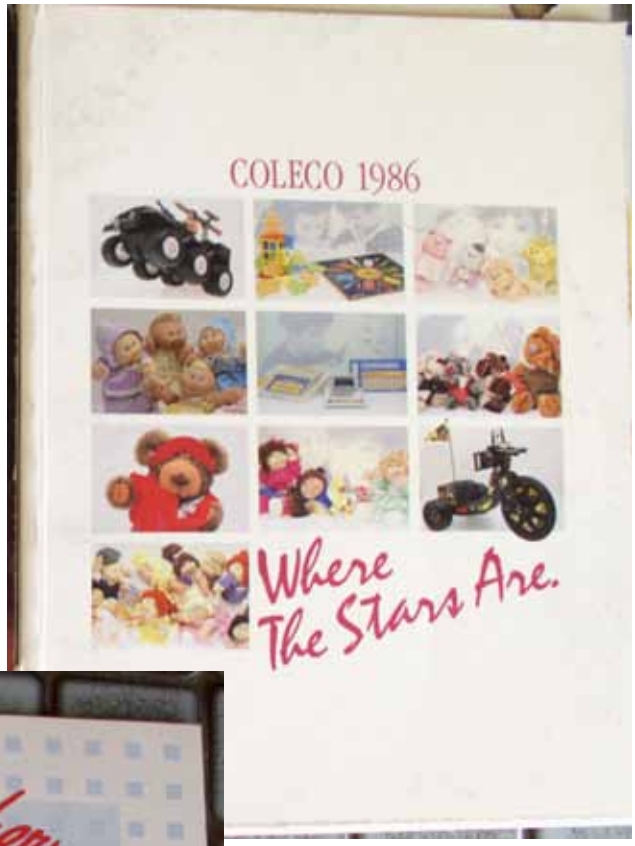
COLECO 1986
Where The Stars Are.

Together
We're Building...
A Better Coleco
1989
COLECO

COLE
1987 TOY

LAMBERT
COLECO
1988 Toy Catalog

Montgomery Ward Christmas 1984





Edisons Jewelry Catalogs 1984, 1985, and 1986. The Edisons catalogs contain several pages of Cabbage Patch Kids, Preemies, Koosas, clothing, CPK accessories, and even childrens items. These pages have a lot of photos of prototype kids and clothing. Some of the kids pictured did not even exist in the Coleco hair and eye combination matrix.



Left: Front of Toy Wish List Sale - Service Merchandise (c) December 1984, Service Merchandise Company, Inc. Bottom photo is page 13. This CPK material was only a small section of the 27 page catalog.

JC Penney
Christmas 1985 Catalog

Girls Toys of the Seventies and Eighties

This particular publication (C) 2002 by Windmill Group, Inc. has included many nostalgic toys from the seventies and eighties. This book reprints pages from the Sears Christmas catalogs. It is in black and white but it is still very cute.

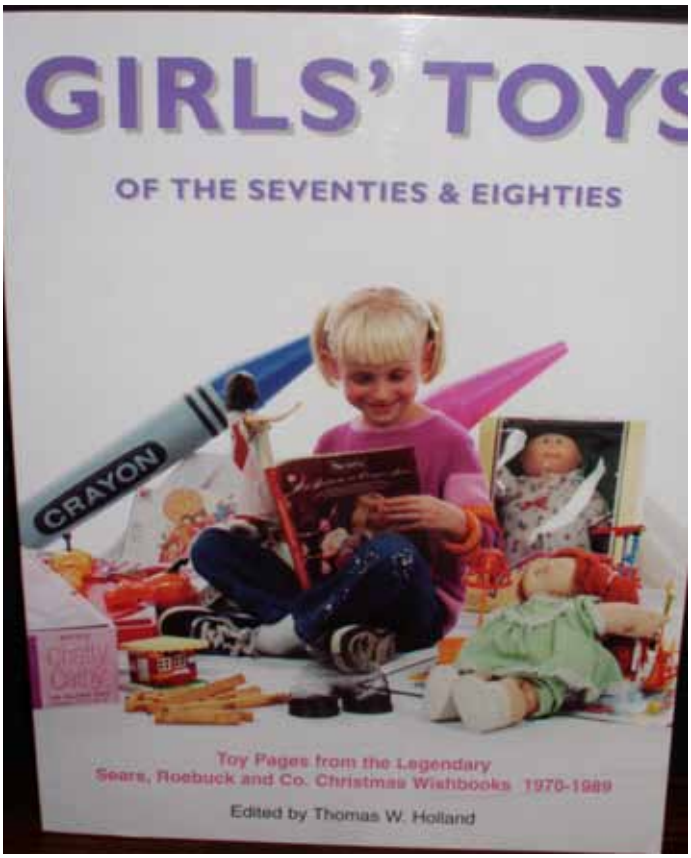

Hasbro 1990 Toy Fair Catalog



Above left and below center: Doll Castle News May & June 1984 Vol. XXIV No. II has a very short CPK article on pages 64, 65, and 66. Page 64 title, “Where Do Kids’ Come From?”, is a short history on the beginnings of the Cabbage Patch Kids. Page 65 has a black and white photo of Xavier Roberts displaying two Champagne Edition Original Soft Cabbage Patch kids. Page 66 includes information on the success of Cabbage Patch Kids along with expectations for the future.

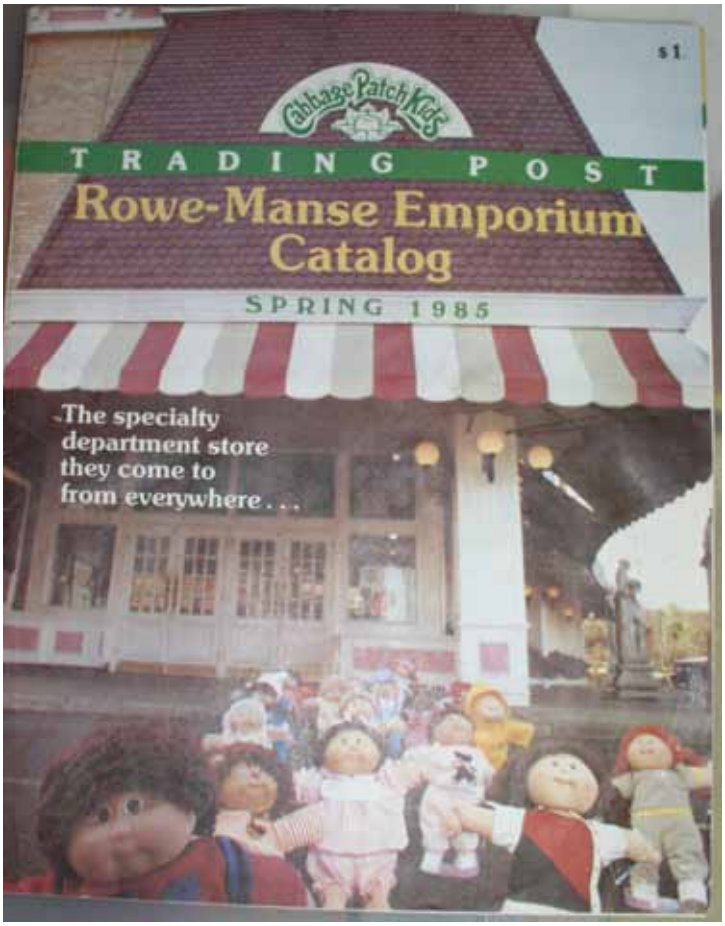

Below and left: Spring of 1985 edition of The Rowe-Manse Emporium Catalog’s Trading Post. The Rowe-Manse Emporium bought, sold, traded, and specialized in Cabbage Patch Kids. They sold everything CPK even hand-made clothing which fit CPK’s.

Pictured below are the Cabbage Patch Kids calendars from 1985, 1987, and 1989.

Courtesy of Betty L. Reynolds



Celebrate the Century 1980's stamp collection series featuring Trista.

Display at the Proseys Museum in Maryland. This is a recreation of the Original Kid, Trista.

Celebrate the Century US Postal Stamp

Looking back, I still can not believe that I, a full blooded Canadian, was chosen to assist with the creation of the Celebrate the Century US Postal stamp. It all started back in 1998, when my name and e-mail address was listed on one of the handful of websites relating to all things CPK.

A photo studio in Washington, D.C. e-mailed me to ask whether I knew of a collector in his area who would loan a Cabbage Patch Kid for an upcoming 80s themed photo shoot. After I offered to send one of my Kids, I learned this shoot was really a project for the United States Postal Service for an upcoming stamp series showcasing the most memorable people, places, events and things from each decade over the last one hundred years.

I had to sign a contract and non-disclosure agreement with them and was rewarded $100 for my help. My first task was to choose the most common/memorable Kid of the Christmas 1983 season. I decided on Trista Lara, a gorgeous #3 red haired, green eyed girl. I redressed her in a yellow ducky dress and added yellow ribbons to her hair.

When packing Trista up for her homecoming, the photographer's assistant noticed that Trista was born in 1985 and not 1983. That mixed in with the fact that I was Canadian really bothered the photographer. I reassured him that although Trista was an 85 baby, not even the most detailed collector would complain about the authenticity of this Kid. Addressing the fact I was Canadian, I was bound by contract not to discuss this project with anyone. I guess I did a good enough job putting this photographer's fears to rest.

Although the Citizen's Stamp Advisory Committee selected stamps for the first four decades of the Celebrate the Century Series, the U.S. Postal Service invited the public to choose the other stamps. Voting for the 1980s stamps was done in February 1999. The public could vote by going into their local post office branch, by mail or through the US PS website.

Original Appalachian Artworks and collector groups all across the internet organized mass voting. Our collective efforts worked. On April 14th the U.S. Postal Service announced the 15 winners and Cabbage Patch Kids were fifth, with 207,505 votes. They joined video games, the Berlin Wall, the Vietnam Veterans Memorial, the movie "E.T.," personal computers, compact discs, figure staking, the "Crosby Show," cable TV, the San Francisco 49ers, the American hostages freed in Iran, the Space Shuttle program, the Broadway show, "Cats," and hip-hop culture in celebrating the 1980s.

The stamp officially launched in January of 2000, and I was then able to share my excitement with other collectors around the world. The U.S. Postal Service unveiled the stamp January 10th at a special ceremony at BabyLand General Hospital in Cleveland, Georgia, and the first day of issuance for all the 80s stamps was January 12th at the Kennedy Space Center. OAA put the stamp image on t-shirts, fridge magnets, and key chains.

According to Della Tolhurst, CEO of Original Appalachian Artworks, "Of the hundreds of high quality products that have crossed my desk through the years, the Cabbage Patch Kids U.S. Postage Stamp is one of the most special. Not only is the stamp itself a wonderful collector's item, it beautifully commemorates the 20-year history of the Cabbage Patch Kids brand."

Text provided by Leah Salt

First Day Covers

Text by Ann Wilhite

On April 14th the U.S. Postal Service announced the 15 winners for the 80s stamps, and Cabbage Patch Kids were fifth, with 207,505 votes. They joined video games, the Berlin Wall, the Vietnam Veterans Memorial, the movie "E.T.," personal computers, compact discs, figure staking, the "Crosby Show," cable TV, the San Francisco 49ers, the American hostages freed in Iran, the Space Shuttle program, the Broadway show "Cats," and hip-hop culture in celebrating the 1980s.

The U.S. Postal Service unveiled the Cabbage Patch stamp January 10th at a special ceremony at BabyLand General Hospital in Cleveland, Georgia. First day of issuance for all the 80s stamps was January 12th at the Kennedy Space Center, and the postmark is "Titusville FL 32780, Jan. 12, 2000."CPK-stamped envelopes postmarked on the first day of issue created a new collectible: First Day Covers (FDCs).

What makes FDCs unique is the envelope design, which is called a cachet (pronounced ka-shay). Some cachets are one-of-a-kind and others are mass produced in the thousands. Cachets may be printed, engraved, thermographed, or produced by a variety of methods. One collecting challenge is to see how many different cachets can be found for a particular stamp. Major US commercial cachet makers--such as Artmaster, Artcraft, Fleetwood--produce thousands of covers for each stamp issue. Most of the FDCs of the Cabbage Patch Kids stamp were produced in very limited editions. Some cachet makers have designed their own; others have simply scanned photos onto envelopes. A few of us--such as Marie Engelke, Judy Morris, Cindy Shaffer, and myself--have been surprised to find some of our Kids pictured on cachets.



One of the First Day Covers created for the Cabbage Patch stamp. The photo on this envelope is a #2 UT-tagged girl from the collection of Ann Wilhite.

Celebrate the Century™
TITUSVILLE FL
JAN
12
2000
32780
FIRST DAY
OF ISSUE
1980s
THE CENTURY
First Day of Issue
Colorano "Silk" Cachet

CELEBRATE THE CENTURY: 1980'S
CABBAGE PATCH KIDS
TITUSVILLE FL
JAN
12
2000
Cabbage Patch Kids

Celebra el Siglo
CABBAGE PATCH KIDS STATION
JAN
12
2000
CLEVELAND GA 30528
Cabbage Patch Kids

1980s
CABBAGE PATCH KIDS
TITUSVILLE FL
JAN
12
2000
32780
FIRST DAY
OF ISSUE
1980s
CELEBRATE
THE CENTURY
Cabbage Patch Doll with bisque head by Coleco, 1985


CABBAGE PATCH KIDS STATION
JAN
12
2000
CLEVELAND GA 30528
Cabbage Patch Kids
Celebrate the Century

Chapter 29 - Clothing

Cabbage Patch Kids are one of a kind. They all have different personalities, names and birthdays so why not different clothing? Each kid is supposed to be truly unique, and thus each Kids outfit adds to their uniqueness. At first Coleco did not produce many different types of clothing, however, the basic outfits did come in enough different fabric textures, colors, patterns and designs to create the essence of uniqueness that Xavier was trying to replicate for each individual Cabbage Patch Kid. At first it was easy, in 1983 Coleco's Kids had only eighteen different types of clothing which included; bib dress/panties, shoulder tie dress/panites, square yoke dress/panties (yoke is pleated nylon), lacy yoke dress/panties, sailor or A-line dress with bow/tights, knit duck dress/panites, pinafore dress with contrast sleeves and panties, puffed heart applique dress/tights, ruffled strap overalls/blouse, sweater and romper/booties, kitten applique jogging suit/headband, corduroy jacket and pants/T-shirt/knit hat (snowsuit), sleeper, romper/T-shirt, jeans romper, shirt, red cap, football sweat-suit with number 31 on front, nylon windbreaker, striped knit shirt, jeans, and a jogging suit with striped sleeves and leg trim. However each type of clothing could be broken down to create an unlimited number of different styles. So even though eighteen types of outfits existed, with all the different colors, patterns, designs, and fabric textures available over 4,000 different outfits actually existed. That number is only true for the regular Coleco Kids produced between 1983 and 1986. That estimated number does not include Preemies, Babies, Koosas, or any of the specialty lines of Kids such as Twins, Clowns, World Travelers, or Western sets. All in all there were plenty of outfits to make each Cabbage Patch Kid truly unique.

Most Coleco clothing had tags on the inside of the outfit stating which factory it was manufactured from. Kids produced between 1983 and 1984 came in clothes specific to their individual factories. For example a 1983 or 1984 Coleco OK factory kid would have been packaged and distributed in OK factory clothing. Beginning in 1985 it is anyone's guess as to what the Kids came in and what factories distributed on their Kids in regards to clothing since many new factories were being introduced which included the IC, UT and PMI factories.

Jesmar and other foreign clothing came in a much wider variety of colors, fabrics, designs, and even applique selection. Most of the foreign clothing did not come with any kind of identifying tag on the inside of the outfit as Coleco's did. Jesmar's clothing often had jesmar tags but not always. It is easy to decipher between Coleco and foreign although it is not so easy for beginners to see the difference between Tsukuda and Jesmar clothing or Lili Ledy and Triang Pedigree clothing.

Foreign clothing did not often come with inside tags as did the Coleco clothing. Jesmar clothing was both tagged and un-tagged. If at all there are three different ways Jesmar tagged their clothing. One way is a very small cloth tag on the inside that says Jesmar in red lettering and often upside down. Second there is a large Coleco type tag which says "made in Spain" and has a J in a circle. With this type of tag the J is often very hard to see as it is sewn into the side seam of the outfit. The third way is for the outfit to have both types of tags previously mention sewn in together. The tags appear on both sides and on opposite sides from each other.

Below are some pictures of the different types of Jesmar tags. Tsukuda and Triang Pedigree clothing never had inside tags and Lili Ledy clothing did come with double sided small inside tags stating “Hecho en Mexico” or made in Mexico. Any kind of foreign clothing is highly sought after and will bring higher prices on the market because of the uniqueness of the outfits which foreign Kids often wore.

Here are some examples of the different types of Jesmar tags. Sometimes they came with a single tag and other times Jesmar clothing came with two different types of tags.

Below photo one of the tags has been cut out of the dress.

Above: this Jesmar dress has two types of identifying tags.

Right two photos are the front and back
sides of a Lili Ledy clothing tag.

Tsukuda and Triang-Pedigree clothes have no inner tags on any of their clothing. Some Jesmar clothing came with tags and some did not. Coleco clothing always had tags on at least one piece of the outfit.

Right top to bottom:
Inside most but not all of Coleco shoes there are factory codes. Throughout 1984 the factory codes inside of the shoes should have matched the factory that the kid and clothes were from. Some times the shoes just had the factory code, other times it said “made in Taiwan” or “made in Hong Kong” also.

Blue striped shoes are Coleco. These are made of a very hard and sturdy plastic.

White T Straps are Tsukuda. They are made of a very thick and flimsy plastic material.

White Shoes (far right corner) are also Tsukuda and are made of very thin flimsy material.

Below left are Lili Ledy shoes. These Lili Ledy shoes are very thick. The plastic is definitely thicker than the plastic on the Coleco and Tsukuda shoes.

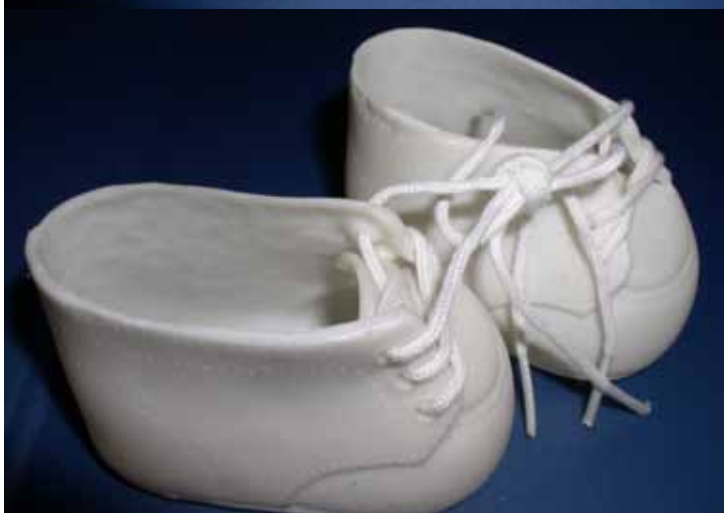

Girls Dresses

The girls dresses included everything from the plain polka dotted dress to the fancy country dress. Some dresses came in a variety of colors and patterns while others were restricted to a very limited variety.

First introduced in 1983 the A-line or sometimes referred to as the swing or sailor dress came in a variety of solid colors, checks, and plaids, and included a pair of matching colored tights usually accompanied by t-strap shoes.

Courtesy of La Nea Conner Courtesy of Bertha Lopez Courtesy of Jennifer Miles



Courtesy of La Nea Conner

Other Coleco colors:
-Window Pane (small white lines): Teal, navy blue, with white bows
-Blue plaid w/ red bow
-Navy checked w/ red bow
-Solid: aqua, gold
-Green, blue, red plaid w/ red trim

Jesmar Swing Dress

The foreign A-line dresses followed basically the same pattern as Coleco's with only a few minor differences. The Jesmar dresses came in a very wide range of colors and patterns and the bows were made of a shiny more ribbon like material. Coleco's swing dress bows were always made of cotton.

Courtesy of La Nea Conner

Courtesy of Rosalinda Ramirez

Courtesy of La Nea Conner

Courtesy of Debby White

Above four photos are Courtesy of Angela Kim

Courtesy of
Xenia Mueller



Courtesy of Nancy L. Macrae

Courtesy of Cindy Schafer

Other Jesmar Colors
-Red Checked w/ Green ribbon
-Red & green large plaid w/ green ribbon
-Blue & red large plaid w/ Blue ribbon
-Light Aqua Green yellow ribbon and tights
-Red, white, blue plaid yellow bow
-Light purple w/ brown & blue stripes dark blue bow
-Dark blue and white checked red bow
-Pink checked green bow
-Large purple, blue and pink plaid
-Aqua green yellow ribbon & tights

Triang-Pedigree

Courtesy of La Nea Conner

Lili Ledy

Courtesy of Dixie McLaughlin

Triang-Pedigree

The sweater came on the Triang-Pedigree CPK with the outfit, however this was not on a NRFB CPK so there is no was to tell if the sweater is authentic or not. The colors do have a perfect match to the swing dress and looks as if they are similarly made.

The famous self portrait dress first introduced in 1985 came in a very limited number of colors which included pink, purple, peach, grey, light teal/aqua, and HTF bright pink, yellow, and light blue. This dress came with a pair of tights in either white, purple, pink or red in color.

Purple

Peach

Pink

Bright Pink

Courtesy of Cindy Schafer

Light Teal/Aqua

Yellow

Light Blue

Grey

The country dress appeared in the later years of Coleco starting in 1985. This particular dress was made with a higher quality in mind. It came in a very limited number of colors which include pink, peach, purple, blue, green and yellow. Included with this dress were either a matching pair of tights, usually white or matching bloomers. The country dress came with either high top or t-strap shoes. Some of the fabrics used for the dresses were different texture. Some dresses appeared with a higher quality material which included eyelets on the dress. Below is a photo that shows the differences in the fabric variations.

Coleco's HTF or RARE Country dresses include:
Yellow checked with white solid bottom (top second photo).

-Green w/ dark green rosebuds and white solid bottom lining

HTF Cornsilk Dress

HTF Cornsilk Dress

Courtesy of La Nea Conner

First introduced in 1983 the heart dress came in a very limited number of colors which include white, pink, and yellow and included a matching pair of purple, white, or pink tights usually accompanied by t-strap shoes. The three stripes at the bottom of the dress are usually the same colors although there may be some slight variations from dress to dress.

Other colors available:

-Triang = Yellow with Pink heart

-Jesmar = Light baby blue with multicolored striped NO heart

Jesmar



Courtesy of
Rosalinda Ramirez

Courtesy of
Marti-Jo Jackson

Lili Ledy
Courtesy of Heidi Bone

Triang-Pedigree

Courtesy of
Xenia Mueller

Triang-Pedigree
Courtesy of Heidi Bone

Tsukuda

Courtesy of Bertha Lopez

First introduced in 1983 the knit ducky dress that obviously got it's name from the applique on the lower right front, came in a wider range of colors than did the heart, country, or self portrait dresses. The two solid stripes at the bottom of the dress were either the same color or different colors but were a different color than the dress itself. It came with matching knit bloomers and t-strap or high top shoes.

The ducky dress was available in two different types of fabric. The more loosely knit dress was made of a light cotton and parts were often see through (as seen below in the bottom left photo top dress), and also had 3 squares of Velcro down the back. The more cotton fabric was much heavier and better quality. There are tiny eyelet's around the collar as well as on the legs of the bloomers (top right photo). This type had three buttons down the back instead of the squares of Velcro (bottom right photo).

Don't be surprised if you see a knit dress that has a different applique on the front. Like many other outfits Colco often ran out of the correct applique for the desired outfit and there for had to improvise by using other appliques. Though not very often the giraffe and kitty appliques have been seen on these knit dresses.

The two small photos below were used for the close up photos on this page.

Courtesy of La Nea Conner

Courtesy of La Nea Conner

Courtesy of La Nea Conner

Courtesy of La Nea Conner

Courtesy of La Nea Conner

Other colors available:
Coleco cotton with Velcro
-Yellow 2 white stripes
-Pink 2 blue stripes
-Blue 2 pink stripes
-Blue w/ 2 pink stripes, has a uncommon kitty applique

Other colors available:
Coleco cotton with buttons
-White 2 pink stripes (Giraffe)
-Yellow 2 white stripes
-Pink 1 white/1 purple stripe
-Bright teal 2 pink stripes
-Pink 2 blue stripes (kitty)
-Faded teal 2 pink stripes

Coleco's HTF ducky dresses included:
Any white dress and any dress with an applique other than a ducky.

Bright Pink w/buttons on back
Courtesy of Bertha Lopez.



Red w/buttons on back
Courtesy of Cindy Schafer

Pink w/buttons on back
Courtesy of Angela Kim

Other colors available:
Jesmar - No Applique
-Teal/green w/ NO stripes
-Orange 2 white stripes
-Teal green 2 yellow stripes
-Light blue 2 pink stripes - bear applique

This dress came with bear, kitty, giraffe, and ducky appliques.

First introduced in 1983 the shoulder tie dress came in a very wide range of colors and patterns. The vast range of colors along with pattern types makes this dress very unique. With the usually flowered print and sometimes white solid top and the apron like bottom which came in both solids and all sizes of checkers, you have a very large variety of styles. The shoulder tie dress came with matching bloomers and t-strap or high top shoes.

Courtesy of
Brandy Reynolds.

Courtesy of
Amanda Murphy

Pink checked bottom with pink rose-buds on light pink material.
Courtesy of Dixie McLaughlin

Courtesy of
La Nea Conner

Courtesy of
La Nea Conner

Courtesy of
La Nea Conner

Courtesy of
La Nea Conner

Courtesy of
La Nea Conner

Multicolored stripes on top. Courtesy of Rosanna D'Elia.



Courtesy of Rosalinda Ramirez.

Courtesy of Carolyn Matterson

Blue and green sail boats on white top. Courtesy of La Nea Conner

Courtesy of Cate van Zyl

Multicolored rosebuds on white.
Courtesy of Jojo Hedinger.

White hearts on mint green.
Courtesy of Jojo Hedinger.

Solid Orange top, yellow flowers on tan bottom.

Red and blue sailboats on white.
Blue checked bottom.

Red and blue sailboats on white.
Blue solid bottom.

Sailboats on white.
Courtesy of Xenia Mueller

Yellow flowers on white.
Yellow checked bottom.

Blue flowery design.
Courtesy of Wendi Green

Bright red and blue flowers on purple and white criss cross pattern. Courtesy of Xenia Mueller

Jesmar HTF or RARE Shoulder Tie dresses include:
Any dresses with sailboat's, hearts, or bears on top white part. Any odd non-Coleco colors such as bright orange, minty green or any pastel colors which appear either on the top or bottom parts of the dress.

Other colors available:
Coleco
-Green checked dark green rosebuds
-Green checked dark blue rosebuds
-Light pink w/ light blue and white vertical stripes solid white top
Yellow solid with blue rosebud top

Other colors available:

Jesmar Apron w/ Top
-Sold Pink w/ Dark Green & Pink Flowers
-Pink Checked w/ dark pink rosebuds
-Solid Blue w/ solid white
-Solid Red w/ Solid White
-Green Gingham w/ Green rosebuds
-Yellow Gingham w/ Solid Yellow
-White solid bottom with white hearts on light blue
-Dark blue checked bottom white solid top
-Pink solid bottom with pink hearts on white top
-Mint green bottom with mint green gingham top w/ 2 small hearts on collar
-Citrus green bottom with sailboats on white top
-Solid yellow bottom with a few larger print flowers on top.
-Light green bottom with many multi-colored flowers on top
-Bright blue large checked bottom unknown light blue design on white top
-Orange bottom with sailboat on white top

Triang-Pedigree
-Light blue bottom with solid white top
-Orang/Yellow bottom with dark blue top

Tsukuda
-Light blue bottom with solid white top

Lili-ledy
-Dark teal solid bottom with orange flowers on white top

Solid white top.
Courtesy of
Xenia Mueller

Three Triang girls. Courtesy of Vicki Carin

Lili Ledy

Courtesy of Rosalinda Ramirez

Lili Ledy

Courtesy of Bertha Lopez

Courtesy of Bertha Lopez

First introduced in 1985 the most popular of all the shoulder tie dress are those with the white apron like bottom's. These particular dresses came in a limited number of colors.

Courtesy of Rosanna D'Elia

Other colors include: purple and green/teal.

The right and left dresses first appeared on the 1989 transitional Kids. THe have no sdhoulder ties and no CPK Applique.

Courtesy of La Nea Conner

Also available in red/green plaid.

Courtesy of Ann Wilhite.

Coleco's HTF white apron shoulder tie dresses include: the pink multi colored dress, the Purple, and green/teal.

First introduced in 1983 the pinafore dress came in a very limited number of colors and always followed the same pattern. This dress has a white apron bottom and colored sleeves. It came with bloomers that matched the print and color of the sleeves. Usually with t-strap or high top shoes.

Courtesy of Brandy Reynolds.

Courtesy of La Nea Conner

Courtesy of La Nea Conner

Courtesy of La Nea Conner

Courtesy of Delanea Dunford

Other colors available:

-Solid blue sleeves

-Solid red sleeves blue trim

Coleco's HTF white apron dresses include:

the light solid blue sleeves, solid red sleeves, green striped sleeves, and dark blue checked sleeves.

Jesmar Pinafore Dresses

Courtesy of Rosalinda Ramirez.

Courtesy of Rosalinda Ramirez.

Courtesy of Vickie Carin

Other Jesmar colors available:

-Green checked sleeves w/ dark blue trim

-Dark blue flowers on dark red

-Pink and blue flowers on white

Tsukuda Pinafore Dresses

Courtesy of Bertha Lopez

Courtesy of Rosalinda Ramirez

Below also available on Triang Pedigree Kids

Courtesy of Bertha Lopez

First introduced in 1983 this plain dress or often referred to as the giraffe bib dress came in a very wider variety of colors and patterns. This dress includes a tie on bib with a giraffe applique. There has been very few incidents in which a different applique has been seen such as a ducky or kitty. sleeves. This dress was accompanied by t-strap or high top shoes.

Pink checked
Courtesy of Maggie Jernigan

Coleco Canada LTEE tagged. Came factory with no bib.

Yellow checked
Courtesy of Debby White

Courtesy of La Nea Conner

Courtesy of La Nea Conner

Courtesy of La Nea Conner

Courtesy of Cate van Zyl

Jesmar Bib Dress

Courtesy of Rosanna D'Elia

Courtesy of Cindy Shaffer


Courtesy of Cindy Shaffer

Courtesy of Tara Crowder

Courtesy of La Nea Conner

Courtesy of Cate van Zyl

Courtesy of Cate van Zyl

Courtesy of Bertha Lopez

Other colors available:

Coleco
-Solid Pink
-Peach w/ light colored rosebuds
-Light Solid Blue
-Green large checked
-Light pink rosebuds

Jesmars
-Blue large checked

Courtesy of La Nea Conner

Courtesy of Amy Fretwell

First introduced in 1983 the lacy ruffle dress mainly consisted of two different patterns. The only difference between the two patterns is that one has only one row of lace at the collar and the other has four rows of lace at the collar.

Courtesy of
Betty Johnson

Courtesy of
Brandy Reynolds

Courtesy of
La Nea Conner

Courtesy of
La Nea Conner

Courtesy of
La Nea Conner

Other colors available:
-White w/ dark yellow rosebuds w/1 row lace at collar
-Green solid w/ 3 rows lace at collar
-Bright Blue solid w/ 3 rows lace at collar
-Pink solid w/ 3 rows lace at collar
-Yellow solid w/ 3 rows lace at collar
white w/ pink rosebuds w/ 3 rows lace
-White w/ dark blue colored rosebuds solid w/ 3 rows lace at collar

Courtesy of Jojo Hedinger

Courtesy of
Rosalinda Ramirez

Courtesy of
Angela Kim

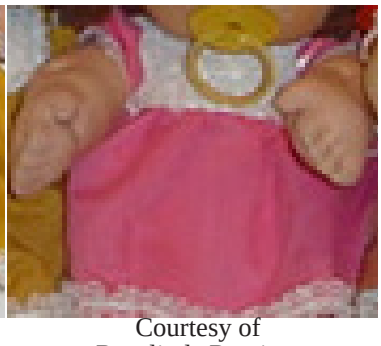
Courtesy of
Rosalinda Ramirez

Courtesy of
Rosalinda Ramirez

Courtesy of
Rosalinda Ramirez

Courtesy of
Heidi Bone

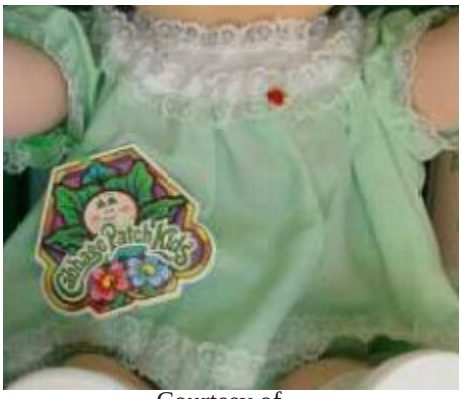

Courtesy of
Jackie Boyd

Note silky satin material and outfit also came with tights.
Courtesy of Rosalinda Ramirez.

Courtesy Michele

Courtesy of Xenia Mueller

Courtesy of
Cindy Shaffer

Courtesy of
La Nea Conner

Courtesy of
La Nea Conner

Note the difference in colors. Top Courtesy of Xenia Mueller

Courtesy of Xenia Mueller

Courtesy of Xenia Mueller

Courtesy of Vickie Carin

Courtesy of Vickie Carin

Courtesy of Vickie Carin

Tsukuda

Courtesy of Rosanna D'Elia

Courtesy of Betty Johnson

Other colors available:

Tsukuda

-Pale Yellow

-Blue polkadots

HTF later Coleco butterfly and heart dresses.

Butterfly dress
Courtesy of La Nea Conner

Heart dress
Courtesy of La Nea Conner

Butterfly dress
Courtesy of La Nea Conner

Butterfly dress
Courtesy of Lori Garza

Yoke Bib Dresses

First introduced in 1983 this yoke bib dress came in a wide variety of polka dots, stripes, and solids. This dress has a square yoke made from pleated nylon and edged in eyelet lace and a narrow satin ribbon. The yoke bib dress came with matching bloomers and high top or t-strap shoes.

Courtesy of La Nea Conner

CourtsCourtesy ey of La Nea Conner

Courtesy of Xenia Mueller

Courtesy of Xenia Mueller

Courtesy of Rosalinda Ramirez.



Courtesy of Rosalinda Ramirez.

Courtesy of Rosalinda Ramirez.

Courtesy of Rosalinda Ramirez.

Courtesy of Rosalinda Ramirez.

Courtesy of Angela Kim

Notice the unique lace pattern on the bib.
Courtesy of La Nea Conner

Notice the unique lace pattern on the bib
and the bottom of the dress.
Courtesy of Debby White

Courtesy of Jean Hasketh

Tsukuda

Courtesy of Xenia Mueller

Courtesy of Xenia Mueller

Courtesy of Angela Kim

Triang-Pedigree

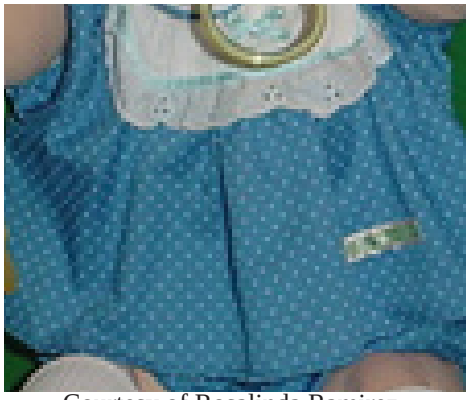

Courtesy of Rosalinda Ramirez.

Lili Ledy

Tsukuda 1984-1985

These unique plaid dresses were available on Tsukuda and Triang kids.

Courtesy of
Rosalinda Ramirez

Courtesy of
Unknown Source

Triang-Pedigree

Courtesy of
La Nea Conner

Jesmar

Jesmar apron dress
Courtesy of Debby White

Courtesy of
Michele Moore

Sail Boat Dresses - Introduced in 1986

First introduced in 1986 this very sought after dress comes in a limited number of colors. This dress came with a white sailor collar with rick-rack trim and a sailboat appliqué with CPK logo on lower left side of dress near hem and matching panties.

Courtesy of
Brandy Reynolds.

Courtesy of
La Nea Conner

Courtesy of
La Nea Conner

Courtesy of
La Nea Conner

Courtesy of
La Nea Conner

Other colros include:
-Soild dark blue w/ red trim

First introduced in 1986 the fishnet dress with leg warmers came in only four colors which include: grey, pink, peach, and white. Cotton knit low-waisted dress with mesh-net short sleeves, 3 appliqué hearts (pink, blue, yellow) and CPK logo on chest, white or pink tights, color-coordinated leg warmers.

Also available is an apricot dress with white tights, grey & apricot horizontal striped leg warmers (not shown).

First introduced in 1986 this dress came in only two colors which include: pink, and white. There are no hearts and in some cases no CPK logo either. VHTF dress includes any with one single heart (not shown) instead of three or no heart all. The two elephant dresses below are extremely rare.

Courtesy of Carolyn Matterson

Courtesy of Vicki Carin

Corduroy Pant or Snow Suit

The corduroy pant or snow suit set was introduced in 1983. Not only did this outfit come in a variety of material types it also included many colors and a wide range of different shades for each color. Every cord pant set includes an applique, usually the bear, on the upper left chest, pants and matching jacket, a white undershirt, and a knit cap. The undershirt stitching color aften matched the color of the cord pants and jacket. Although this outfit was mainly intended for boys, girls often appeared in pink.

Gold



Ash Brown

Brown

Tan

Tan tagged Coleco Canada LTEE

Orange

Yellow

Mint Green

Pink

Tagged Coleco Canada LTEE

Navy Blue

Dark Blue

Bright Dark Blue

Sky Blue

Bright Light Blue

Sky Blue

Bright Red

Bright Red with ducky applique
Tagged Coleco Canada LTEE

Burgandy

Jesmar

Courtesy of Xenia Mueller.

Triang Pedigree

Rose
Courtesy of Dixie McLaughlin

Lili Ledy

Courtesy of Bertha Lopez

Courtesy of Bertha Lopez

Courtesy of Xenia Mueller.

Elephant Rompers

Introduced in 1983

Not all elephant rompers came with the elephant applique, especially with the foreign one's. The rompers were mostly elepahnt appliques but they also came with duckies, kitties, bears, and even giraffes! Once again here is an outift in which coleco ran out of elephant appliques. Here are some examples of the different rompers with all the different appliques! Some of the time, especially with the harder to find colors, the stitching on the shirts matched the color of the romper. Below left to right: purple romper with matching large pattern stitching, large blue dark stitching pattern with red romper, and light blue small stitching with light blue romper.

Courtesy of La Nea Conner

Courtesy of Cate van Zyl

Jesmar Rompers

Courtesy of Xenia Mueller.

Courtesy of
Rosalinda Ramirez.

Giraffe applique.
Courtesy of Rosalinda Ramirez.

Courtesy of Angela Kim

Courtesy of Angela Kim

Courtesy of Angela Kim

Courtesy of La Nea Conner

Courtesy of Cindy SShaffer

Courtesy of Cindy SShaffer

Courtesy of Bertha Lopez

Courtesy of Maggie Jernigan

Tsukuda Rompers

Courtesy of
Vickie Carin

Courtesy of La Nea Conner

Tri-ang Pedigree

Rose
Courtesy of Dixie McLaughlin

Courtesy of
Vickie Carin

Lili Ledy

Courtesy of Bertha Lopez

Sunsuit Rompers

1985

All sunsuit's came with a white felt hat

Courtesy of La Nea Conner

Courtesy of La Nea Conner



Courtesy of Jennifer Miles

Courtesy of Dixie McLaughlin

Courtesy of Dixie McLaughlin

Two bottom photos to the left are courtesy of Dixie McLaughlin

Denim Rompers

Denim Rompers with shirt were first introduced in 1983. Mostly came packaged on boxed kids but these outfits were also available separately. Each denim romper came with a red cap.

Jesmar Demin Rompers with shirt

Courtesy of
Xenia Mueller

Courtesy of
Rosanna D'Elia

Courtesy of
Rosanna D'Elia

Courtesy of
Cindy SShaffer

Courtesy of
Bertha Lopez

Courtesy of Cate van Zyl

Courtesy of Cate van Zyl

Triang-Pedigree

Courtesy of
Cindy SShaffer

Lili Ledy

Courtesy of
La Nea Conner

Misc. Rompers

These milticolored jean rompers rarely appeared on packaged coleco kids. The regular jean rompers shown on pages 158 and 159 came with no inner tag. The only tags were on the white shirt included with the outfit and the Cabbage Patch Kids label on the bib of the rompers. This multicolored romper has no label tag on the actual romper.

Courtesy of
Ty and Cathy Sterling

Rompers to the left are Courtesy of
Dixie McLaughlin

Sailor Rompers

Sailor Rompers first introduced in 1983. This outfit was made of cotton twill fabric with middy braid trim on collar, sleeves, pocket and side buttoned tabs and an anchor applique on breast pocket

Note the difference betweent he two rompers above. Left romper has a white bow around collar and right romper has a red bow. Also the left romper has no white stripes around the arm as does the right romper. Those are the only two differences between these two rompers.

Jesmar Sailor Rompers.



Courtesy of Rosalinda Ramirez

Courtesy of Bertha Lopez.



Courtesy of Rosalinda Ramirez

Courtesy of Xenia Mueller

Note that the colors on top and left rompers are the same but bottom romper has a red anchor applique.

Top photo Courtesy of Rosalinda Ramirez.

Bottom photo courtesy of Bertha Lopez.

Courtesy of La Nea Conner

Courtesy of La Nea Conner

Courtesy of Cindy Shafer

Lili Ledy

Courtesy of
Rosalinda Ramirez

Girls Knit Romper & Sweater Sets

This outfit consisted of a sleeveless bubble romper with one vertical row of lace trim down the front. The romper was underneath a knit sweater and was accompanied by matching knit booties. The Bubble romper came in a variety of colors, the most common being rose bud print. The knit sweater had one or two ties down the front and sometimes included colorful patterns across the top. Knit sweaters came in only two colors; white (plain or with pink rosebuds at yoke) or yellow (plain or with yellow rosebuds at yoke). The pattern varied depending on the factory tag.

Yellow material with dark yellow rosebud print.

Green and white checked.

Pink material with dark pink rosebud print.

Lavender material with dark purple rosebud print.

White material with dark pink rosebud print.

Yellow material with dark yellow rosebud print.

White with dark yellow rosebud print.

White with dark green and brown flowers.
Courtesy of Bertha Lopez

Pink Gingham
Courtesy of La Nea Conner

Jesmar Knit Romper & Sweater Sets. These sets appeared on both the Jesmar boy's and girls .

Blue mice on roller skates.
Courtesy of Rosalinda Ramirez

Close up of the blue mice on roller skates.
Courtesy of Rosalinda Ramirez

Teddy Bear Overalls

Boys Teddy bear overalls were first introduced in 1985.

Courtesy of
Dixie McLaughlin

Courtesy of
Dixie McLaughlin

Courtesy of
La Nea Conner

Courtesy of
La Nea Conner

Courtesy of
La Nea Conner

VHTF Engineer Overalls - This style came packaged seperatly only in 1983.

Courtesy of Bertha Lopez

Girls Overalls

Girls overalls first appeared in 1983. They appeared in a variety of solid colors. In addition it also appeared in pink, blue, and red pin stripes. The flowered overalls were the most sought after pair of overalls in 1983 (show on next page).

Coleco

Tsukuda

Triang-Pedigree

Flowered Overalls

The Flowered Overalls are a favorite with collectors! Flowered overalls only came in three different styles and from only three different Manufacturer's: (below left to right) Coleco, Tsukuda, & Triang-Pedigree. Many collectors have observed that the Tsukuda and Tri-ang flowered overalls have often appeared on the opposite factory kids.

Triang-Pedigree

Orange: Courtesy of
Rosanna D'Elia

Red velore
Courtesy of Dixie McLaughlin

Triang-Pedigree - Rose
Courtesy of Dixie McLaughlin

Jesmar

Courtesy of
La Nea Conner

Courtesy of
La Nea Conner

LiliLedy

Courtesy of
Cindy SShaffer

Courtesy of
Cindy SShaffer

Courtesy of
Jojo Hedinger

Courtesy of
Xenia Mueller

Courtesy of
Angela Kim

Courtesy of
Angela Kim

Courtesy of
La Nea Conner

Courtesy of
La Nea Conner

Courtesy of Cate van Zyl

Courtesy of Cate van Zyl

Courtesy of
Debby White

This particular pair of flowered overalls (found on Ebay) appear to be original in color. They are not faded and the color is uniform throughout. The flowers are just as bright and bold as a regular pair of dark blue colored flowered overalls.

Information and photo are Courtesy of Carolyn Matterson.

1987 Velore Overalls - These particular overalls do not have a CPK logo on them anywhere but the floral shirt. But the floral shirt pattern matches the linning to the bib perfectly.

Courtesy of
Rosanna D'Elia

Boys Buttom Rompers

These bright and bold new outfits first appeared in 1985. Each colored romper came with a matching
multi-colored shirt.

Courtesy of
Jennifer Miles

Courtesy of
Grace Balletto

Courtesy of La Nea Conner

#31 Sweat Suits

Boys #31 Football Sweat Suits first appeared in 1983, also came packaged separately as did most of the 1983 outfits. They came in a variety of colors.

Other colors available:
White w/ Red Trim

Jesmar #31 Sweats

Courtesy of
Cindy SShaffer

Courtesy of
Rosalinda Ramirez

Courtesy of
La Nea Conner

Other Jesmar colors available:
-Red w/ Navy Trim w/ white & pinkish #31 iron on

Lili Ledy

Girls Kitty Sweats first appearing in 1983 they came in a variety of trim-line colors.

Not all the Girls Kitty Sweats came with the Kitty Applique.

Jesmar kitty sweats came on both boys and girls

Note the location of the kitty applique on the two different sweat suits. Bottom photo courtesy of Rosanna D'Elia

Courtesy of Bertha Lopez

Other Jesmar color.
-Grey w/ Purple Trim

Courtesy of
Rosalinda Ramirez

Courtesy of
Rosalinda Ramirez

Courtesy of
La Nea Conner

Tsukuda

Courtesy of Cindy
SShaffer

Courtesy of
Vickie Carin

Triang-Pedigree

Girls Striped Sweat Suits appeared in 1983. This outfit consisted of a cotton shirt and shorts with striped sleeves and legs.

Jesmar

Note the quilted like material.
Courtesy of Rosanna D'Elia

Courtesy of
Rosalinda Ramirez

Courtesy of
Rosalinda Ramirez



Courtesy of
Rosalinda Ramirez

Courtesy of
Cindy SShaffer

Courtesy of
Cindy SShaffer

Courtesy of
Cindy SShaffer

Courtesy of
Amy Fretwell

Courtesy of Xenia Mueller

Left (pink) and right (white with blue stripes) Tsukuda

Courtesy of Bertha Lopez

Lili Ledy

Triang Pedigree

Courtesy of Vicki Carin

Courtesy of Bertha Lopez

Girls Jogging Sweats

Girls Jogging Sweats appeared in 1985. This outfit consists of velour top and legs with white cotton shorts over the slacks and comes with colored terry headband there is a CPK logo near left edge of shorts.

Courtesy of
Brandy Reynolds.

The colors include:
-pink velour--lilac headband
-yellow velour--yellow or white headband
-deep blue velour--yellow headband
-red velour--lilac headband
-lilac velour--pink headband

Boy's Jogging Sweats

Late 1985

Courtesy of Martha McGrath

Courtesy of Amy Fretwell

Courtesy of Cindy SShaffer

Courtesy of Cindy SShaffer

Courtesy of La Nea Conner

Courtesy of La Nea Conner

Windbreaker Sets

Appearing in 1983 these sets appeared on both boy's and girls, and came in a wide variety of colors. The jackets were solid colors with a striped shirt underneath and blue jeans.

Jesmar

Courtesy of La Nea Conner

Left: Lili Ledy #4 boy with tan cut loops hairstyle and blue eyes. Courtesy of La Nea Conner

Windbreaker Set first appearing in 1987 with a variety of different color combinations.

Courtesy of La Nea Conner

Courtesy of Martha McGrath

Courtesy of Delanea Dunford

Courtesy of La Nea Conner

Courtesy of Amber Dietz

The colors included lilac/white and red/blue were yellow/gold, cobalt blue/red-checked ruffles, turquoise/turquoise checked ruffles, white/pink ruffles.

1986 Coleco girls ruffle windbreaker sets.
Courtesy of Stacy Owens

Girls Aerobic Outfits

First seen in 1986 these HTF striped aerobic sets came in only four different color combinations. These colors include blue with red stripes, pink with blue stripes, purple with blue stripes, and yellow with green stripes. Matching leggings and a headband were included with the outfit.

Left:
Courtesy of Cindy Johnson

Courtesy of
Dixie McLaughlin

Girls Snow Suits

Girls Snow Suits appeared in 1985 and are one-piece corduroy with soft knit ruffle around shoulders and front of suit and end of sleeves; comes with long striped scarf with CPK appliqué logo at one end, white knit cap with pom-pom on top colors include: yellow, lilac, aqua, pink, salmon or peach

Courtesy of Brandy Reynolds.

Courtesy of La Nea Conner

Girls Knit Suits

Girls Knit Sets appeared in 1985. These sets came with slacks, horizontal-stripe top with eyelet lace at shoulders and CPK logo on lower left-hand side of top, knit hat with pom-pom on top. Below: although it appears that there are two of the same color it is actually two different colors peach and orange.

Girls & Boys Misc. Knit Sets

1985

These sets came with a striped sweater with boat neck and suspender short pants. COlors included mauve/white or blue/white seems to have only come packaged separately with an EX Taiwan tag

This set came packaged sepratly in 1985 with just the knit sweater and leggings.

Courtesy of Vicki Carin

Appearing in 1985 as a separately packaged outfit, this knit set included a striped sweater, matching long pants and a cap

Girls Footed PJ’s

Girls Footed PJ’s appeared in 1985 and they were trimmed in lace and roses with a CPK applique on the lower front. Solid colors included pink, peach, yellow, lilac, and there was also a white one with blue rosebuds and a purple on with dark purple rosebuds..

Courtesy of Dixie McLaughlin

Courtesy of La Nea Conner

Terry Cloth Sleepers

These very popular terry cloth sleepers were first introduced and may have been exculsive to 1983. This outfit came in limited solid colors as well as horizontal stripes and white pom poms on the feet. This outfit moslty appeared on bald kids and the rumor has it that the sleepers with lace down the front appeared on the girls while the ones without lace appeared on the boys.

-Pink & White Stripes
-Peach & White Stripes??
-Purple & White Stripes??

Nighttime's the right time for these cozy
Cabbage Patch Kids' fashions!
Cabbage Patch Kids
• Fabric fasteners open and close with ease!
• Adorable "animal hoods" add fun to each outfit!
• Fits all 16" Cabbage Patch Kids™!

Animal Sleepers

First introduced in 1985 these loveable animal sleepers come in 6 varieties including bear, bunny, lamb, lion, mouse, & reindeer. Each sleeper has the CPK tag on the left shoudler, a CPK logo applique on the left upper chest, Velcro closure down the middle, ribbons inside the hood seam to tie the hood in place, and a cpk bud logo on the bottom of each foot. Some (about 50%/50%) of the sleepers came with a corresponding animal applique just below the 'Cabbage Patch Kids' applique. The material is very soft and fuzzy with lots of cotton padding especially in the feet.

Bear

Cabbage Patch Kids

Bunny

Cabbage Patch Kids

Lamb

Cabbage Patch Kids

Lion

Mouse

Reindeer

Specialty Sports Outfits

In 1985 Coleco offered six sporting outfits in separate packaging. Each came with appropriate footwear and accessories. Later, Coleco dressed regular Kids in these outfits but did not include the sporting accessory (tennis racket or hockey puck).

The tennis outfit includes a sleeveless white gabardine dress with pleated skirt, “pullover” sweater with red and blue braid trim, visor, tennis shoes/socks, and tennis racket.

Cheerleader includes a pleated skirt of white and green satin, “pullover” green sweater wit CPK logo on chest, tennis shoes/socks, green and yellow pompoms.

Football outfit is green and white with padded shirt, pants, shoes/socks, and helmet with face guard.

Basketball outfit is red and white and includes head and wrist bands, shoes/socks. The basketball shown in Coleco catalog and back of package was not included.

Hockey outfit is orange and blue with CPK logo on front and includes shoes/socks, hockey puck.

Baseball outfit is blue and grey with CPK logo on front and includes sneakers with blue stripes/socks, blue helmet. The baseball bat shown in Coleco catalog was not included.

Text is courtesy of Ann Wilhite

Football and cheerleader outfits.
Courtesy of Christin Mercedes Montana

All six styles of sporting outfits (show above) were available; baseball, tennis, basketball, hockey, foorball, and cheerleading. This photo was taken out of the 1985 Coleco catalog.

Tennis outfit unpackaged (left) and packaged (right) courtesy of Ann Wilhite.

Cheerleading oufit packaged. This outfit ranges from a bright green to an olive green in color. Courtesy of Ann Wilhite.

Back of the sporting collection packages. Courtesy of Ann Wilhite.

Separately Packaged Specialty Rompers

All photos are courtesy of Michele Moore

Came seperatly packaged in 1983 and was HTF.
Courtesy of Delanea Dunford

Girls skirt set was packaged separately in the later part of the 80's. This outfit consisted of a red sweater, red/black pleated skirt and white tights.
Courtesy of La Nea Conner

Chapter 30 - CPK Accessories

Each kid came wearing a pair of shoes (the shoes were solid white until 1985) which include; white, blue striped, or pink striped tennis shoes, high tops, or girls t-strap shoes. A variety of shoes were also available separately packaged (usually with a pair of socks) and they were also packaged with different specialty outfits as well. The specialty lines had different shoes--Cornsilks and Growhairs often had colored T-straps. The Traveler girls had brown T-straps with Scottish outfit and black T-straps with Spanish outfit. The Dutch girl had vinyl "wooden" shoes. Russian boy had black boots. Spanish boy and Chinese girl had cloth shoes. Western kids had white or brown boots. Clowns had the big squeaky shoes.

Some of the different colored striped and solid shoes came with specialty outfits such as the football, baseball, and cheerleading outfit. Most of the time these "specialty" outfits came separately packaged but it is not uncommon to have kids with these outfits on as packaged in their boxes straight from the factory.

These colored T-strap shoes originally came on the late coleco Cornsilk and growing hair kids. Their socks matched the outfit. They came in red, aqua, blue, yellow, and pink.

Above Coleco T-strap shoes also available in white.

The high top shoes also came in a limited amount of colors. Courtesy of Stacy Owens

Designer diapers - Courtesy of Ty and Cathy Sterling

Designer diapers

Rubber skates may not have been produced by Coleco.
Courtesy of Martha McGrath for helping research the different colors available.

CPK separately packaged T-shirts available in 1985. These shirts came with an assortment of six designs, each decorated with a different four-color, silk screened slogan, and velcro closures in the back. The slogans were: KID YOURSELF!, I'M ADORABLE!, THERE'S NOBODY ELSE LIKE ME!, GIVE YOUR 'KID A HUG!, I LIVE FOR DESSERTS, and WHY ME?.



Left: The Cabbage Display stands were available by mail order with a form that was included with specialty Kids, baseball boys, Astronauts, ect.

Poseable Actionwear was available in 1985. They are knit outfits with wires that supposedly would enable a Kid to be posed when wearing the Actionwear under sporting outfits and ect.. Posable outfits came in a variety of colors including: pink, orange, green, maroon (shown), blue (shown), and grey (shown).

CPK Specialty outfits that were sold separately. The photo above is from the 1985 Coleco Catalog.

Courtesy of
Sherry Anderson

Courtesy of
Elizabeth Clem

The glasses appeared on many of the 1985 #8 kids. These glasses had no lenses in them.

Brown glasses were also available.

Top and Bottom: CPK sleeping bags.
Photos with transitional Coleco/Hasbro #9 and #2 head mold preemies.

<---Left 2 photos: CPK front nap pack pictured with a Tsukuda #2 head mold girl.

Bottom photos CPK diaper bag.

Top: Soft carry bed for your CPK.
Photoed with Coleco #2 head mold boy.

Top: CPK walker
Photoed with Coleco #9 head mold boy.

Bottom: CPK Tricycle
Photoed with Coleco #6 head mold boy and girl.

Packaged pacifiers came with an f on the handle tab. Most #4 and #6 CPK's came with pacifiers that matched the factory which that kid was from. So it is very easy to tell if your kid has their original pacifier.



Courtesy of Brynn Kelley

Right: 3 in 1 Pram.
Courtesy of Kritsy Neal

Courtesy of Debbie Mallory

High chair, rocking horse, cradle, and bed are all made of white painted wood. Courtesy of Peggy Kushman

Cabbage Patch Kids Playpen.

Two different variations of the CPK Walker

CPK Buggy Car

Stroller Car

Childrens Books

Courtesy of Gary and Jamie Partusch

Cababge Patch Kids tea party playset.
Courtesy of Shari Burks

Cababge Patch Kids kitchen playset.
Courtesy of Dixie McLaughlin

Left: Cabbage Patch Kids cleaning playset. Courtesy of Dixie McLaughlin

Cabbage Patch Kids Childrens toothbrushes.
Courtesy of Dixie McLaughlin

Courtesy of Elaine Parsons

Courtesy of Peggy Lee Schott

Courtesy of Elaine Parsons

Courtesy of Janice Santamaria

Shrinky Dinks and colorforms
Courtesy of Betty Fields


CPK ViewMaster

Musical Tunes
Courtesy of Corey Vitello

Rub N Play Transfers

Puffy Stickers

CPK Purse

CPK purse courtesy of Martha McGrath

CPK Buttons

Talking Phone front and back of box. Courtesy of Kritsy Neal

Touching Tunes Touche Melody Game
Courtesy of Pat McPherson

CPK Game - Courtesy of Justin Wombles

CPK Radio
Courtesy of Pat McPherson



CPK Radio - Boy with football
Courtesy of - Michael Milius

CPK Radio
Courtesy of Pat McPherson

CPK little Sewing Machine
Courtesy of Jan Bokelheide

Courtesy of Carolyn S. Cece

Regular and Deluxe light catchers.

Very Top two photos were smaller pieced large puzzles for older kids to play with.

Magnetic Puzzle Set
Courtesy of Anthony Stoisich

Puzzles for younger kids.



Metal Lunch box
Courtesy of Jill Mattingly

Plastic Lunch box

Left: CPK Night light

These photos were taken out of the 1985 Coleco Catalog.

Left: coin banks and lunch boxes from
Magic Crystal Valley Museum



CPK Coin Bank MIB
Courtesy of Debbie Lynn Brown

Courtesy of Martin Evans

Chapter 31 - CPK Patterns for Cabbage Patch Kids and Handmade Clothing

Since 1984 the home seamstress has had many options in finding patterns both to make soft sculptured Cabbage Patch look-alikes and outfits for different sized Kids. The officially licensed patterns have been made by Butterick (more than 125) and Plaid (at least 2 dozen booklets). Butterick continues to make CPK patterns. Other companies have made patterns to fit “adoptable dolls” or 16 dolls “similar” to Cabbage Patch.

Text is courtesy of Ann Wilhite

Butterick Sewing Patterns

All Photos courtesy of Pat Harback



Preemie Designes
Summer Candy

Preemie Designes
Sandman Suits

2003 Butterick for TRU sized Kids

2003 Butterick for TRU sized Kids

Butterick 16-inch Kids made in 2003 as an “Anniversary” pattern

Butterick for the smaller Mattel Kids

Butterick for the smaller (12-inch) Mattel Kids

Cabbage Patch Kids Handmade Clothing

Courtesy of Maraget Rosin

Courtesy of Debby White

Courtesy of Lee Ruby Rey

Courtesy of Lee Ruby Rey

Courtesy of Lee Ruby Rey

Courtesy of Martha McGrath

Courtesy of Stacy Owens

Courtesy of Christin Mercedes Montana

Courtesy of Julie Miley

Text and photos are courtesy of Ann Wilhite

Plaid 1984 Pony & Western Wear for 16-inch Kids. The 12 different outfits include Native Americans (2 boy/girl sets), the "Lone Ranger," "Davy Crocket" with coonskin hat, boots, cowboy/girl hat, moccasins, large pony and saddle.

Native American Patterns were also available.

Plaid 1985 Playtime Costumes for 16-inch Kids includes 10 detailed holiday and fun costumes, including an elf, angel, leprechaun, Pilgrims, tooth fairy, ballerina, pumpkin, and bunnies.

Plaid 1982 Crochet Clothing of soft sculpture Kids includes ruffled dress, footed bib overalls, baby bunting, cowboy vest and boots, sweater, panties, booties, and Mary Jane shoes

Plaid 1985 Preemie Knits includes 15 knitting patterns for blankets, dresses, sleepers, booties, bonnets, caps, jackets, and panties

1984 Preemie Design Clothes of 20 outfits including a christening dress, holiday clothes, sleepers, snowsuit, buntings with mouse and rabbit ears, dresses and bonnets

1984 Designer Clothes collection of 25 outfits (7 basic pieces) for both girls and boys to fit 16-inch dolls

Doll Babies

Martha Nelson Thomas of Louisville KY created soft sculpture babies similar to those made by Xavier Roberts. In 1984 she began marketing vinyl heads and pattern kits for her "Doll Baby." Clothing, crochet and knit patterns were also available for the soft sculpture and 16-inch sized Doll Babies.

Text are courtesy of Ann Wilhite

Courtesy of Ann Wilhite

Left: Doll Baby kit to make your own soft sculpture looka like. Often mistaken for original Soft Sculpture Cabbage Patch Kids. Courtesy of Sandra Hunt

Photos and text are courtesy of Ann Wilhite

1984 *The Original Doll Baby in Crochet* by Fibre-Craft provides pattern for making the baby's body as well as sailor outfits and buntings. Meant to go with purchased Doll Baby vinyl head.



1984 *The Original Doll Baby: Easy Fashions to Sew* from Fibre-Craft. Includes 8 mix and match outfits

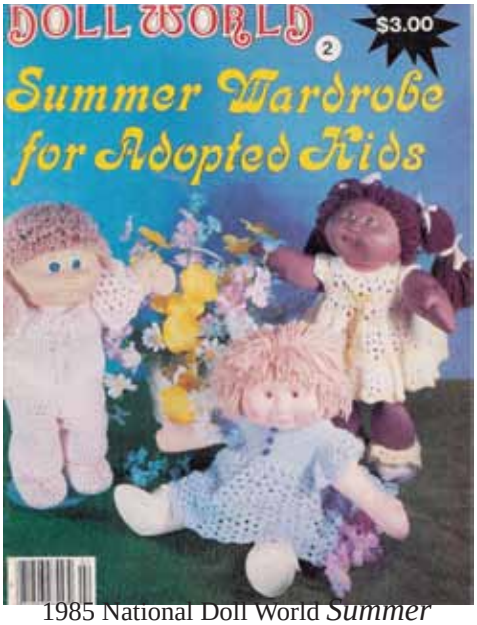

1985 National Doll World *Summer Wardrobe for Adopted Kids* from House of White Birches. 64 pages of crocheted and fabric patterns for 16-inch Kids includes dresses, jacket, sunsuit, hats, sailor suit, swimwear, pajamas.

Photos and text are courtesy of Ann Wilhite



1984 National Doll World *Giant Wardrobe for Adopted Kids* from the House of White Birches is 64 pages of crocheted and fabric designs for 16-inch Kids including dresses, baseball outfit, nightwear, raincoat, sweaters, snowsuit, ballet tutu and slippers, bathing suit, nurse uniform



1984 Canadian Patons knitting pattern for blazer, shorts, shoes, cap, dress and panties

1985 Canadian Patons knitting pattern for parka, books, mitts, and bunting saque

Little People Pals

<----- Little Pal kit, contains all the necessary supplies for you to create your own “Little People Pal”. It even comes with an authentication paper.

Bibliography and Resources

Publications

A Complete Guide To Coleco Cabbage Patch Dolls (c) 1998 by Kelly Ann-Marie Williams

Cabbage Patch Clothes Book, The, (c) 2004 by Robin Jones

Cabbage Patch Kids Collectibles with Price Guide, (c) 1999 by Jan Lindenberger

Encyclopedia of Cabbage Patch Kids the 1980's, (c) 1999 by Jan Lindenberger

Encyclopedia of Cabbage Patch Kids the 1990's, (c) 2000 by Jan Lindenberger

Fantasy The Incredible Cabbage Patch Phenomenon, (c) 1984 by William Hoffman

Girls' Toys of the Seventies and Eighties, (c) 2002 by The Windmill Group, Inc.

Legend of the Cabbage Patch kids (c) 1984 by Original Appalachian Artworks, Inc.

Patchwork, (c) 1987 Elizabeth Chapman, Dekalb, NY

Department Store and Company Catalogs

Coleco 1985, 1986, 1987, 1988, and 1989

Edisons Jewelers 1984, 1985, and 1986

Hasbro Toy Fair Catalog 1990

JCPenney Christmas 1985

Montgomery Ward Christmas '84

Rowe-Manse Emporium Catalog Spring '85

Toy Wish List Sale - Service Merchandise Catalog 198

Magazines

People Weekly, Special Collector's Edition, Celebrate the 80's

Doll Castle News and The Dollmaker, May & June 1984 Issue

Ann Wilhite, "Wedding Bells in the Cabbage Patch," *Doll Reader*, June/July 2004.

Ann Wilhite, "Cabbage Patch Kids as World Travelers," *Doll Reader*, September 2005.

News Letters

The Cabbage Connection, Editor, Ann L. Wilhite. For subscriptions write to
Ann Wilhite
610 W. 17th
Fremont, NE 68025
call: 402-721-0954
or email: acwilhite@teknetwork.com

Websites

http://caselaw.lp.findlaw.com/cgi-bin/getcase.pl?court=11th&navby=case&no=0014368OPN

http://www.kmob.com/art7.htm

MORE TO COME!

Attention collectors, as you may have noticed there are some empty spaces within this publication of both photos and information. What I need now is your help. If you have any photos or information you would like to submit or contribute please contact me immediately. I will be releasing updated leaflets with the new and/or modified information. I want to thank everyone in advanced for their input.

I can be reached at: jamies_cpk_homepage@yahoo.com or you can write to:

Jamie Mullin
PO Box 451
Groveland, CA 95321

Index

A

accessories 299, 301, 350, 353, 355

adoption papers 45

Africa 256

Applique 428

applique 402, 404, 406, 409, 417, 429, 444

Arxon 211, 213, 216

Australia 279

authentic 18, 19, 370

B

Babies 27, 36, 40, 194, 197

Babyland 15, 353

body tag 17, 18, 31, 32, 33, 34, 38, 39, 40, 41, 42, 43, 44, 194, 200, 281, 325

boxes 41, 178, 194, 211, 279, 450

bum signatures 24

C

Cabbage Patch Kids 3, 6, 13, 14, 17, 18, 26, 32, 36, 64, 299, 319, 349, 350, 353, 355, 358, 359, 415, 444, 472, 474

Canada 316

China 36, 281

Cleveland, Georgia 24

Coleco 18, 20, 22, 23, 24, 26, 31, 33, 36, 41, 45, 46, 48, 49, 50, 51, 52, 53, 63, 64, 68, 71, 72, 73, 75, 76, 78, 109, 113, 123, 139, 141, 150, 170, 185, 194, 198, 211, 212, 213, 214, 231, 232, 254, 270, 279, 281, 316, 320, 323, 349, 355, 363, 366, 372, 377, 382, 387, 422, 454, 455, 474

copyright 17, 18, 270, 325

CPK 6, 17, 18, 32, 74, 124, 178, 189, 287, 299, 300, 301, 302, 307, 323, 325, 342, 349, 355, 356, 358, 370, 444, 454, 455, 461, 462, 463, 467

D

distribution 41

E

England 279

F

factories 36, 38, 39, 40, 41, 57, 63, 68, 76, 281, 319, 363

Fake 18

Finland 209

foreign 76, 251, 270, 279, 281, 363, 368, 406

France 213, 279

Fundamentals 3

G

Georgia 15

German 279

Germany 212, 231, 279

H

Hard to find 6

Hasbro 22, 23, 26, 31, 113, 194, 357, 454

Hong Kong 20, 32, 34, 36, 57, 78, 79, 81, 366

HTF 6, 32, 39, 57, 371, 373, 377, 381, 384, 385

I

I Bamboli del Campo Incantato 214

Ideal 211, 213

identifying characteristics 17, 18, 19

Italy 98

J

Jamie Mullin 1, 321, 475

Japan 233, 254

Japanese 233

Jesmar 41, 76, 105, 198, 199, 200, 210, 211, 213, 221, 225, 231, 281, 363, 364, 368, 370, 374, 375, 378, 380, 381, 382, 386, 388, 391, 396, 405, 408, 413, 417, 419, 423, 424, 428, 429, 431, 434

K

Kader 32

Kids 3, 6, 13, 14, 17, 18, 23, 26, 27, 32, 36, 40, 45, 52, 63, 64, 78, 102, 125, 132, 139, 150, 170, 178, 211, 214, 270, 274, 299, 300, 301, 302, 303, 319, 349, 350, 353, 355, 358, 359, 363, 415, 444, 456, 472, 474

Koosas 33, 52, 254, 279, 299, 300, 310, 314, 316, 323, 325, 355

Korea 18, 98

KT 33, 36, 37, 57, 63, 64, 68, 70, 78, 79, 80, 81, 84, 85, 86, 87, 117, 118, 119, 121, 163, 319, 325

Kuschel Kinder 211, 231

L

Ledy 44, 270, 271, 274, 276, 363, 364, 366, 375, 383, 392, 397, 405, 410, 414, 417, 428, 431, 434

Legend 6, 353, 474

Les Patoufs 200, 213

Lili Ledy 44, 270, 274, 276, 363, 364, 366, 375, 383, 392, 397, 405, 410, 414, 417, 428, 431, 434

Little People 14, 15

Little Person 15

M

Mattel 23, 27, 31

Mexico 270, 271, 364

O

OK 32, 34, 36, 37, 39, 41, 57, 63, 64, 78, 79, 80, 81, 84, 86, 87, 90, 104, 105, 118, 119, 120, 200, 363

Original Appalachian Artworks 474

P

P 34, 36, 37, 39, 44, 57, 78, 79, 80, 81, 86, 87, 88, 104, 105, 106, 118, 120, 231

PA 6, 23, 27, 350

papers 14, 45, 46, 47, 191

patch 310

Pedigree 43, 44, 255, 256, 269, 281, 326, 363, 364, 370, 375, 382, 383, 386, 393, 397, 398, 405, 410, 414, 422, 423, 430, 431

Play Along 6

Preemies 24, 36, 40, 178, 180, 182, 183, 184, 185, 198, 231, 279, 355

production 17, 36

R

Roberts 6, 13, 14, 15, 17, 23, 353, 358

S

signature 17, 18, 23, 33, 178, 183, 200, 274, 281

signatures 23, 24, 26, 41, 178

soft sculpture 14, 23

Spain 41, 363

stamp 17, 18, 359

T

Toys R US 6

Tri 255, 410, 422

Tri-ang Pedigree 255, 410

Triang 43, 44, 255, 256, 260, 263, 265, 269, 326, 363, 364, 370, 374, 375, 382, 383, 386, 393, 397, 398, 405, 414, 422, 423, 430, 431

TRU 6, 23, 27

Tsukuda 42, 232, 233, 247, 248, 249, 250, 254, 314, 363, 364, 366, 375, 382, 386, 394, 397, 398, 410, 422, 429, 431, 454

Twins 36, 104, 106, 107, 109, 110

U

US 6

V

Very hard to find 6

VHTF 6, 33, 169, 255, 325, 400, 401, 420

X

Xavier 6, 13, 14, 15, 17, 353, 358, 363

Xavier Roberts 6, 13, 14, 15, 17, 353, 358

Xaviers 13, 14

XR 6, 33