

# 2018 CALAVERAS COUNTY FAIR DERBY RULES

## Angels Camp, CA

May 20, 2018

The derby is open to any American made hardtop model stock car or station wagon. No commercial vehicles, convertibles, coupe utility, pickups, SUV's, four-wheel drive or foreign type car. No pre 1973 Chrysler Imperials or LeBarons. 1974 and newer are allowed. Previous ran cars are allowed, if they meet the rules.

Remove all glass, plastic, chrome, exterior mirrors, lights, grills, gas tanks, trailer hitches, rear seats and flammable material. All preparations must be done prior to coming to event.

We are an environmentally responsible promoter. We require that no antifreeze be used in your radiator, only water. Automatic transmission lines must be looped or ran to a cooler inside your car. Stock gas tanks must be removed, these rules state require position and size. All drivers are responsible to clean their pit area before leaving.

---

### Bumpers and Brackets

1. You can use any 5 mph bumper on any car. No homemade bumpers.
  2. **Bumper seams may be fully welded. No filler rod is allowed.**
  3. Bumpers may be trimmed and/or flipped.
  4. Bumpers may be welded to the brackets. Brackets may be welded to the frame. No filler rod or metal may be used.
  5. Any stock automotive brackets are allowed; bumper shocks may be collapsed and welded, no filler rod.
  6. Brackets in the front and rear may be no longer than 12 inches in length. We will measure from the tip of the frame to end of the bracket. If you have any questions on bracket length please call.
  7. No mix matching automotive brackets. No modifications to automotive brackets, if you cut it off, leave it off.
  8. **No homemade brackets are allowed.**
  9. Brackets may only be welded to the outside of the frame, unless they came on top of the frame originally.
  10. No bumper may be welded directly to the frame or to the body. There must have a 1 inch gap between bumper and the frame.
  11. Bumpers may be no higher than 20 inches from the bottom of the bumper. Used car bumper height; will be at the official's discretion.
- 

### Radiator and AC Condenser

1. Radiators must be stock automotive radiators. Radiators must be brass, copper or aluminum.
  2. No homemade steel radiators or steam tanks.
  3. **Radiator must be in stock position. Radiators may not be welded in.**
  4. Ratchet straps, bailing wire or bolts may be used to secure radiator.
  5. **No radiator protectors.**
  6. You may only use one AC condenser in front of the radiator, if used.
  7. The AC condenser may be bolted with 4, 3/8 inch thick bolts, with washers no bigger than 1 inch or welded 3 inches per side with no added metal.
- 

### Engine and Transmission

1. Engine swaps are allowed. Engine set backs are allowed.
2. You may cut a hole 12"L X 12"W in the fire wall for the distributor. Hole must be properly covered.
3. **Aftermarket engine cradles are allowed. No full size engine cradles. You may only use the front motor plate that connects to the heads and lower cradle with the pulley protector. ½ inch header flanges are allowed and can only connect to the front plate and to the back of the heads. No mid plates are allowed. No part of the lower cradle can go past the middle of the oil pan.**
4. **No distributor guards are allowed. No carburetor protectors are allowed.**

5. Motor mounts may be welded to the frame. No rear motor mounts.
  6. **2 head straps from heads down to the frame are allowed, may not be kicked back, but may be kicked no further than 3 inches in front of the furthest point of the A frame.**
  7. **Head straps may only be welded to the frame a maximum of 4 inches and may be only a 2" X 2" X ¼ inch thick flat strap or angle iron. You may not add platform under the motor mount. Head straps may only be welded straight to the frame.**
  8. 1957's and newer Fords and Mercurys may weld 4 inches to inside of spring pockets to make a motor mount platform, metal may only be 4" X 4" X ¼ inch flat strap.
  9. Electric fuel pumps are allowed, must a shut off/kill switch for fuel pump.
  10. Transmission coolers are allowed.
  11. Homemade cross members are allowed maximum 2" X 2" X ¼ inch thick square tubing. No bolting the cross member for the transmission to the body.
  12. Standard transmissions are allowed. Slider drive lines are allowed.
  13. **Aftermarket gas or brake pedals and cable shifters are allowed. May only be bolt to the floor. Cable shifter may be bolt to the floor or transmission.**
  14. **No transmission braces are allowed. No transmission skid plates are allowed. No reinforcing of transmission. Only aluminum ultra-bells are allowed. No steel ultra-bells are allowed.**
- 

### Suspension

1. Stiff suspension is allowed. A-frames may be welded maximum 4 inches to the frame, with 2" X 2" X 3/16 inch flat strap.
  2. **A frames may be welded to frame in the center or the sides. If welded in the center must be able to see underneath the A frame.**
  3. Tie rod stiffeners are allowed. No welding metal in the springs to raise the car. Spring/Twist spacers may be used.
  4. No strut bars to the A frame to the frame.
  5. No re-enforcing suspension. **No swapping suspension must be original to the year/make/model.**
  6. Leaf springs must be stock. No after mark springs.
  7. No shortening of leaf springs.
  8. No leaf on top on main leaf. No extra leafs, no tape or welding on springs, no motor home leaf springs.
  9. 2 spring clamps per spring are allowed, no wider than 2 ½ inches, no welding clamps to the frame.
  10. No coil leaf conversions.
  11. 1960's and newer Fords and Mercurys may re-shackle leaf spring with any stock car shackles.
  12. **No homemade shackles. No bump stops are allowed.**
  13. Coil springs in the rear may be welded to rear end. You cannot bolt the springs through frame to the body.
  14. No welding K-frames on Chryslers.
  15. **No welding cross members or suspension and no bolt in cradles in 2003 or newer Crown Victoria's.**
- 

### Hood

1. You can use 4 hood bolts with a maximum 6" X 6" X ¼ inch thick gussets, bolts may only be a maximum of 1 inch

thick, washers may be no bigger than 4 inches and must be free floating.

2. **If hood bolts are not use, 4 chains may be used, no more than ½ inch thick is allowed. You cannot use hood bolts in combination with chains.**
  3. 4 3/8 inch thick bolts, with washer no bigger than 1 inch are allowed to bolt the inner to the outer, when hole is cut out for headers and carburetor.
  4. A hole is required in hood above the carburetor in case of a fire.
  5. **No welding the inner to the outer of hood.**
- 

### Safety Bars

1. 2 Side bars may be no bigger than **10" X 2" C channel**, must be 3 inches from firewall and 5 inches from rear hump/wheel wells, and have a 5 inch gap from the floor. 2 Side bars are mandatory.
  2. 2 Cross bars may be no bigger than 6" X 4" square or circle tubing. You may only have 2 cross bars.
  3. Front cross bar must be 10 inches from the firewall and cannot connect to firewall. **Front cross bar is mandatory.**
  4. Middle cross bar must be behind the driver's seat, within 6 inches of the seat. **Middle cross bar is mandatory.**
  5. **No down bars are allowed. No gas tank protector is allowed.**
  6. Halo bars are allowed, and must be within 6 inches from the middle cross bar or driver's seat location. Halo bars must be in vertical position (90°). Halo bar may be welded to cross bar only, not to the floor. 4 inch maximum material may be used as a bar.
  7. Adding posts are allowed, if the car wasn't made originally stock with posts. Posts may be welded to door bar to the top of the car.
  8. **Halo bars cannot be used in combination with adding a post.**
  9. **No welding cage to frame, floor or sheet metal.**
  10. **2 front window bars are mandatory.** 2 bars may be used in rear windows. Window bars may not be welded to the trunk or hood. Bars must be positioned in window seam area. 2 inch maximum material may be used as a bar. No connecting the window bars to the cage.
  11. **No front and rear kicker bars.**
  12. Driver's seat may be welded to the floor, and cannot be welded or bolted to the frame. No plate is allowed under driver's seat.
- 

### Batteries

1. 2 automotive type batteries are allowed for the motor. Motor batteries are only allowed on front passenger floor. Batteries must be properly covered.
  2. Third battery may be used for transmission cooler or electric fan only.
  3. Batteries must be securely bolted to the floor in a battery tray. No milk crates may be use.
  4. No welding battery tray to door bars. No bolting batteries trays to cross member or frame.
  5. **No battery trays can cover any body bolts.**
  6. Batteries must be properly covered.
- 

### Gas Tank

1. **Gas tank may be no bigger than 7 gallons.**
  2. Gas tank may be bolted or chained securely to the floor, but not to the frame.
  3. Gas tank must be place behind the driver's seat.
  4. **Gas tank must be bolted in securely before inspection or you will not run. ←SAFETY**
-

## Doors

1. Driver door may be welded solid with ½ inch thick filler rod or 2" X 3/16 inch thick flat strap.
  2. All other doors may be welded a maximum of 12 inches per line.
  3. No extra metal or plate is allowed on the outside of the doors.
  4. **No welding the inside of the doors.**
  5. The window opening on the doors may be pinched and welded, with no filler rod or added metal on driver's door only, you may not on other doors.
- 

## Trunk lids and Tailgates

1. Truck lids may be welded 12 inches per line, with ½ inch thick filler rod or 2" X 3/16 inch thick flat strap.
  2. Trunk lids may be tucked in (50% in stock location), and cannot be weld to the floor of the trunk.
  3. **Trunk lids must have a 10" X 10" hole for inspection. You may bolt the inner to the outer of the trunk lid, with 4 3/8 inch bolts, with washers no bigger than 1 inch, where you cut out the hole for inspection.**
  4. You may weld the tailgate of a wagon 12 inches per line, with ½ inch thick filler rod or 2" X 3/16 inch thick flat strap.
  5. **No deck lids in wagons, they must be removed.**
  6. You cannot weld the inner to the outer of the trunk lid. No inner seam welding inside the trunk.
  7. You may bolt the inner to the outer of the trunk lid, with 4 3/8 inch bolts, with washers no bigger than 1 inch, where you cut out the hole for inspection.
- 

## Rear end

1. **Rear end swaps are allowed. Must be passenger car rear end, no truck rear ends, 5 lug is maximum. No 8 lug rear ends with the studs knocked out to make it 5 lug.**
  2. No rear end braces are allowed. **Pinion brakes are allowed.**
  3. Locked rear ends are allowed.
  4. Shorting or lengthening trailing arms are allowed, for pinion angle. **No re-enforcing trailing arms.**
  5. Chaining rear end to frame is allowed, no welding chain to frame. No welding links together. Chain is only allowed one time around with bolts, not around body, unless the car is a uni-body, no longer than four feet and ½ inch thick chain.
- 

## Tires & Wheels

1. No tire rule. Any ply and mud grips are allowed. Wheel size may be no bigger than 15 inches.
  2. Valve stem protectors are allowed. Valve stem protectors must be welded securely. ←SAFETY
  3. No zip screwing rims to tire. No bolting rims to tires. No bead locks.
  4. Lug nut size may be no bigger than 1 inch.
  5. Wheels must be factory car wheels.
  6. Wheels may not be reinforced.
  7. You cannot have homemade centers on rims. Universal centers are allowed, must not go passed a half inch pass bolt holes, may be welded in with no filler rod or added metal.
  8. Wheel seams may be welded and shorten down to 5 inches with no filler rod or added metal.
-

## Fenders and Quarter Panels

1. Fenders may be cut out.
  2. Fenders are allowed to have 3, 3/8 inch thick bolts, with washers no bigger than 1 inch above the tire to secure the inner to the outer.
  3. Quarter panels may be cut out and rolled.
  4. Quarter panel are allowed to have 3, 3/8 inch thick bolts, with washer no bigger than 1 inch.
- 

## Body and Frame

1. Body to frame hardware and brushing must be stock. No changing body bolts.
  2. You may not remove rubber pucks between the body and the frame.
  3. No frame repair is allowed. No seam welding or plating to the frame or no pinning the frame or running bolts through existing holes.
  4. Frame notching is allowed. **No welding the body to the frame.** Hammering of the body is allowed.
  5. Hammering of the frame is allowed, only above the humps. No flatting of trunks, speaker decks, or tailgates.
  6. **No tilting of any vehicles.**
- 

## Rust Repair

1. Floors in car may be repair with metal the same thickness as it is originally, overlapping of repair may only be up to 1 inch pass the rust spot.
  2. If window seam is rusty in a station wagon you may pinch it together and weld 1 inch and skip 3 inches, with a maximum of 1" X 1" X 1\8 inch flat strap.
  3. If you have any other rust repair issues then mentioned above, please contact officials.
- 

## Safety

1. Full face helmets are required.
  2. Minimum of 1 lap belt is required. Four point harnesses are allowed.
  3. Long sleeve shirts and pants are required. No short sleeve shirts or shorts are allowed.
  4. You must have a fire extinguisher on hand in pits.
  5. **No alcohol, fire arms, or drugs are allowed in the pits.**
- 

## Car Numbers

1. Driver and passenger sides of car must have car number visible, minimum of 16 inch tall.
  2. Roof signs are allowed, and not required.
- 

## Disqualifications

1. Teaming will result in disqualification for all parties.
  2. Sandbaggers will be warned first time with flag; second time will result in disqualification.
  3. Driver door hits are not allowed, first time will be a flag warning, and second time will result in disqualification.
  4. We have a 2 fire rule. Will be discussed at driver's meeting.
  5. If cars do not pass re-inspection after main event, it will result in disqualification.
  6. Un-sportsmen like conduct may result in disqualification.
  7. Being timed out for more than 2 minutes, you will be required to shut off.
-


## Inspection/Tech

1. You will have 2 chances to pass through tech.
2. If your car is not ready to pass after second tech, you will not be allowed to race.
3. Driver and 1 pit member are allowed to be in the inspection area.

---

## Disclaimer

1. If it is not stated in these rules, it is not allowed.
2. Please call **Moon at 209-566-4280**, if you are unsure about rules.
3. Please do not assume any rules; it may result in disqualification of your car to race.



## RULE BOOK DISCLAIMER

The rules and/or regulations set forth herein are designed to provide for the orderly conduct of racing events and to establish minimum acceptable requirements for such events. These rules shall govern the condition of all events, and by participating in these events, all participants are deemed to have complied with these rules. **NO EXPRESSED OR IMPLIED WARRANTY OF SAFETY SHALL RESULT FROM PUBLICATIONS OF OR COMPLIANCE WITH THESE RULES AND OR REGULATIONS.** They are intended as a guide for the conduct of the sport and are in no way a guarantee against injury or death to a participant, spectator, or official.

The race director shall be empowered to permit reasonable and appropriate deviation from any of the specifications herein or impose any further restrictions that in his/her opinion does not alter the minimum acceptable requirements. **NO EXPRESSED OR IMPLIED WARRANTY OF SAFETY SHALL RESULT FROM SUCH ALTERATION OF SPECIFICATIONS.** Any interpretation or deviation of these rules is left to the discretion of the officials. Their decision is final.

## The Management of Moondog Motorsports

Make check or money order payable to **Moondog Motorsports** and mail to: 1106 Santa Fe Ave Modesto, CA 95351 by:

If you are entering the same car for stock class and powder puff please indicate on entry form. If the car is not able to run the powder puff, your entry fee will be refunded. Please fill out separate form for female driver. Car must pass inspection by 4:30 p.m. to be race eligible. Entry is accepted at pit gate.

¿Any Questions? contact Moon at (209) 566-4280

# Moondog Motorsports


**Calaveras County Fair Derby**

**101 Frogtown Rd**

**Angels Camp, CA 95222**

**May 20, 2018**

**Entry Form**



<b>Name</b>	
<b>Address</b>	
<b>City State Zip</b>	
<b>Email</b>	
<b>Car Number</b>	
<b>Class (STK or PP)</b>	
<b>Year</b>	
<b>Make</b>	
<b>Model</b>	

### Sponsors


<b>1.</b>	<b>6.</b>
<b>2.</b>	<b>7.</b>
<b>3.</b>	<b>8.</b>
<b>4.</b>	<b>9.</b>
<b>5.</b>	<b>10.</b>

### Start Times

<b>Inspection Opens</b>	<b>12:00 p.m.</b>
<b>Pit Gate Opens</b>	<b>12:00 p.m.</b>
<b>Inspection Closes</b>	<b>4:00 p.m.</b>
<b>Pit Gate Closes</b>	<b>4:30 p.m.</b>
<b>Drivers meeting</b>	<b>5:00 p.m.</b>
<b>Race Starts</b>	<b>5:30 p.m.</b>

### Entry Fees

<b>Stock Class</b>	<b>\$ 100</b>
<b>Powder Puff</b>	<b>\$ 60</b>
<b>Pit Pass</b>	<b>\$ 25</b>



### Payouts

	<b>Amount</b>	<b>Trophies</b>
<b>1<sup>st</sup> Place Heat (Heats 1-3)</b>	<b>\$ 100</b>	<b>+ Trophy</b>
<b>Mulligan Winner</b>	<b>\$ 100</b>	<b>+ Trophy</b>
<b>1<sup>st</sup> Place Main Event</b>	<b>\$ 1,400</b>	<b>+ Trophy</b>
<b>2<sup>nd</sup> Place Main Event</b>	<b>\$ 700</b>	<b>+ Trophy</b>
<b>3<sup>rd</sup> Place Main Event</b>	<b>\$ 400</b>	<b>+ Trophy</b>
<b>4<sup>th</sup> Place Main Event</b>	<b>\$ 200</b>	<b>+ Trophy</b>
<b>1<sup>st</sup> Place Powder Puff</b>	<b>\$ 500</b>	<b>+ Trophy</b>
<b>2<sup>nd</sup> Place Powder Puff</b>	<b>\$ 250</b>	<b>+ Trophy</b>
<b>3<sup>rd</sup> Place Powder Puff</b>	<b>\$ 150</b>	<b>+ Trophy</b>
<b>Best Looking Car</b>		<b>+ Trophy</b>
<b>Total Purse</b>	<b>\$ 4,000</b>	