











### The Express Route (Eastbound) from Sandy to Timberline

 = Park & Ride Schedule Times in BOLD = PM

	 Operations Center 16610 Champion Way	Hwy 26 & Champion Way	Ruben Lane	 Sandy Transit Center/ City Hall	Alder Creek Road	 Hoodland Senior Center	 Welches Road / Hwy26	 Dorman Center / Salmon Road	Rhodo-dendron across Hwy 26 / Village Mart	Ski Bowl West	Best Western Gov't Camp	Collins Lake Resort	Summit Gov't Cp E / across from chevron Station	Timberline Lodge
7 days a week	5:15	5:15	5:17	5:25	5:35	5:44	5:47	5:51	5:54	6:02	6:04	6:10	6:13	6:30
	7:45	7:45	7:47	7:55	8:05	8:14	8:17	8:21	8:24	8:32	8:34	8:40	8:43	9:00
	9:15	9:15	9:17	9:25	9:35	9:44	9:47	9:51	9:54	10:02	10:04	10:10	10:13	10:30
	1:15	1:15	1:17	1:25	1:35	1:44	1:47	1:51	1:54	2:02	2:04	2:10	2:13	2:30
	3:15	3:15	3:17	3:25	3:35	3:44	3:47	3:51	3:54	4:02	4:04	4:10	4:13	4:30
	6:15	6:15	6:17	6:25	6:35	6:44	6:47	6:51	6:54	7:02	7:04	7:10	7:13	7:30
Additional Winter Late Run (Dec 01-Mar 31 only)														
Fri/Sat	8:45	8:45	8:47	8:55	9:05	9:14	9:17	9:21	9:24	9:30	9:32	9:40	9:43	10:00
Su—Thu	9:25	9:25	9:47	9:35	9:43	9:54	9:57	10:01	10:04	10:12	10:14	10:20	10:23	

### The Express Route (westbound) from Timberline to Sandy

	Timberline Lodge	Gov't Camp E / Chevron Station	Collins Lake Resort	Best Western Gov't Camp	Ski Bowl West	Rhodo-dendron Village Mart	 Dorman Center / Salmon Rd	 Welches Road / Hwy 26	 Hoodland Senior Center	Kirkwood Road	Sandy Transit Center / City Hall	Safeway / Hwy 26	Industrial at Fred Meyer Garden Center	 Operations Center 16610 Champion Way
7 days a week	6:45	6:57	6:58	7:00	7:03	7:14	7:17	7:19	7:21	7:27	7:39	7:42	7:45	7:55
	9:15	9:27	9:28	9:30	9:33	9:44	9:47	9:49	9:51	9:57	10:09	10:12	10:15	10:25
	10:45	10:57	10:58	11:00	11:03	11:14	11:17	11:19	11:21	11:27	11:39	11:42	11:45	11:55
	2:45	2:57	2:58	3:00	3:03	3:14	3:17	3:19	3:21	3:27	3:39	3:42	3:45	3:55
	4:45	4:57	4:58	5:00	5:03	5:14	5:17	5:19	5:21	5:27	5:39	5:42	5:45	5:55
	7:45	7:57	7:58	8:00	8:03	8:14	8:17	8:19	8:21	8:27	8:39	8:42	8:45	8:55
Additional Winter Late Run (Dec 01-Mar 31 only)														
Fri/Sat	10:15	10:27	10:30	10:33	10:35	10:49	10:52	10:55	10:59	11:03	11:20	11:22	11:28	11:28
Su — Thu		10:27	10:30	10:33	10:35	10:49	10:52	10:55	10:59	11:03	11:20	11:22	11:28	11:28

Note: This document is for convenience purposes only. For full brochure and information go to [www.mthoodexpress.com](http://www.mthoodexpress.com)