
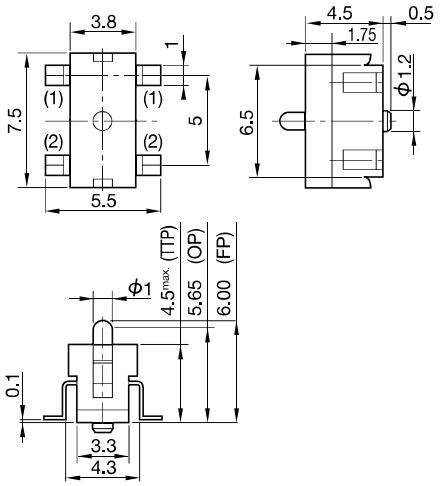
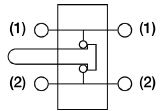
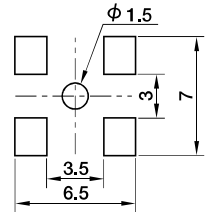

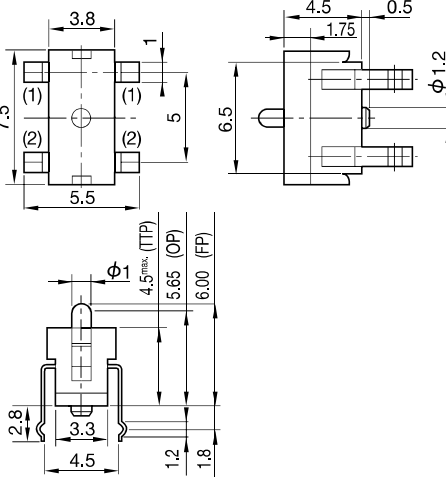
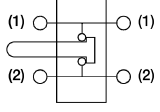
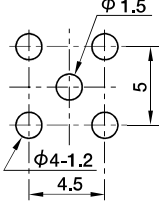


NORMALLY CLOSE SMT DETECTOR

- 1. Rating : 0.1 to 5mA, 5V DC
- 2. Contact Resistance : 300mΩ max.
- 3. Insulation Resistance : 100MΩ min.
- 4. Withstanding Voltage : 100V AC (for one minute)
- 5. Circuit : SPST
- 6. Operating System : Non-lock, push-off
- 7. Operating Force : 0.25±0.15N
- 8. Maximum Force : 0.45±0.2N
- 9. Operating Life : 100,000 cycles
- 10. Operating Temperature Range : -10°C to +70°C

Car audios, PCs, PC peripherals, TVs, DVD players, industrial equipment, business equipment, home appliance and healthcare products.

<p>SMD Type</p> <div style="text-align: center;">  </div> <p style="text-align: center;">1,000 pcs/reel</p>		<p>Circuit : SPST</p> <div style="text-align: center;">  </div> <div style="text-align: center;">  </div> <p style="text-align: center;">P. C. Board Dimension</p>
<p>Discrete Type</p> <div style="text-align: center;">  </div>		<p>Circuit : SPST</p> <div style="text-align: center;">  </div> <div style="text-align: center;">  </div> <p style="text-align: center;">P. C. Board Dimension</p>