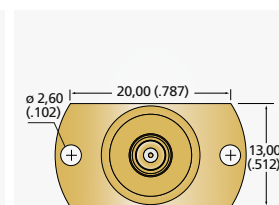
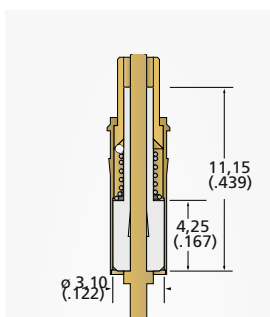
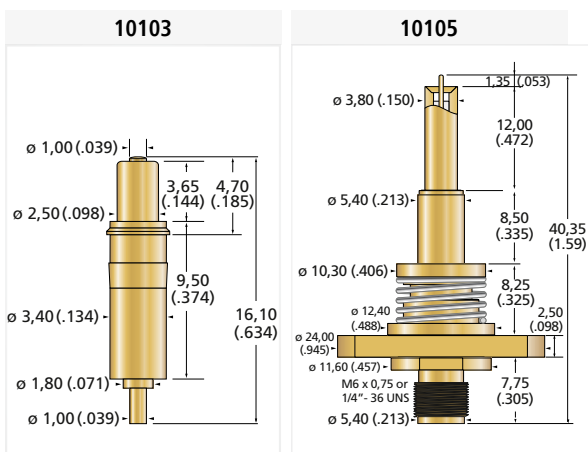



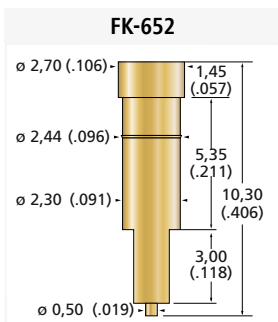
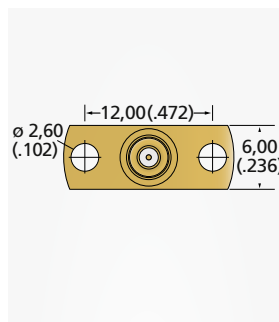
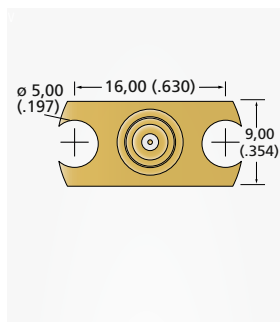
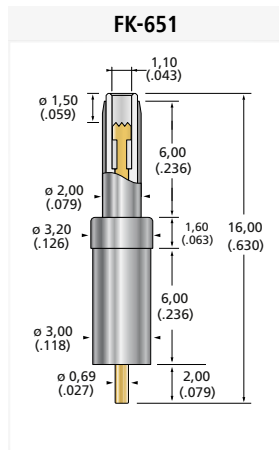
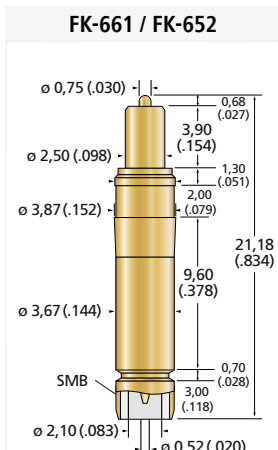
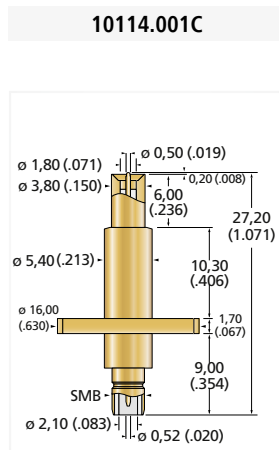
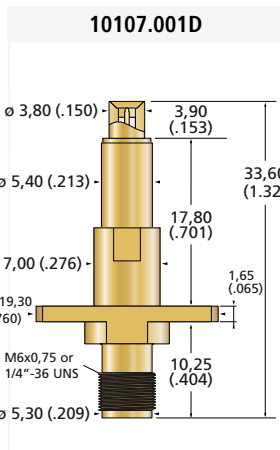
RF & HIGH POWER POGO-PINS



Technical Data	10103	10105
Centre pin max. travel	—	3,00 mm
Centre pin working travel	—	2,00 mm
Centre pin spring force at working travel	rigid	0,8 N
Shield max. travel	1,60 mm	2,90 mm
Shield Working Travel	1,00 mm	1,90 mm
Shield spring force at working travel	1,5 N	2,3 N
Temperature range from	-40°C	-40°C
Up to	+90°C	+90°C
Wave impedance	50 Ω	50 Ω
Frequency range	—	—
Insertion Loss DC to 3 GHz	—	—
Insertion Loss 3 to 6 GHz	—	—

Solder terminal (THT), developed for a docking system for digital radio TPH700 (external antenna).

SMA conversion adapter, floating installation, compatible with HRS MS-156-HRMJ-12, however with replaceable centre pin.
Two versions available:
a) M6 x 0.75 mm thread: 10105-M
b) 1/4" -36 UNS (SMA): 10105-U



10107.001D	10114.001C	FK-661 / FK-652	FK-651
3,00 mm	2,90 mm	2,70 mm	1,50 mm
2,00 mm	1,40 mm	1,90 mm	1,00 mm
0,8 N	1,0 N	1,0 N	1,0 N
2,90 mm	1,70 mm	2,10 mm	
1,90 mm	1,20 mm	1,20 mm	
2,3 N	1,2 N	2,0 N	1,0 N
-40°C	-40°C	-40°C	-55°C
+90°C	+90°C	+90°C	+120°C
50 Ω	50 Ω	50 Ω	25 m Ω
DC to 6 GHz	DC to 6 GHz	DC to 6 GHz	
0.6 dB	0.6 dB	—	—
1.5 dB	1.5 dB	—	—
Compatible with muRata MM126036, however with replaceable centre pin. Two versions available: a) M6 x 0.75 mm thread: 10107.001D-M b) 1/4"-36 UNS (SMA): 10107.001D-U	Similar to type 10107.001D, however with threadless SMB plug connection.	SMB plug-in connection, developed for a docking system for different radio frequencies (WLAN, UMTS etc.). Suitable mating contact (rigid): FK-652.	Current Load rated / max. 2,0 / 3,0 A Suitable for Nokia DC-connections.