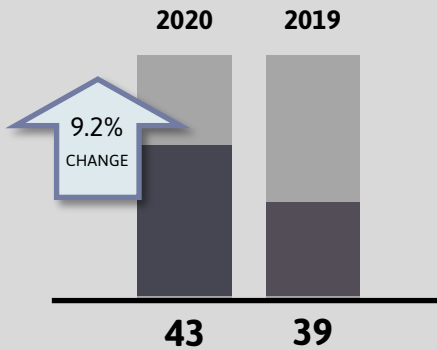


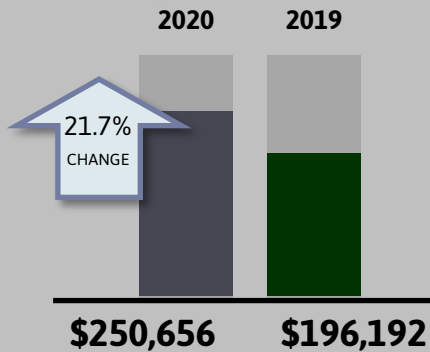
JANUARY 2020 AT A GLANCE

UNITS



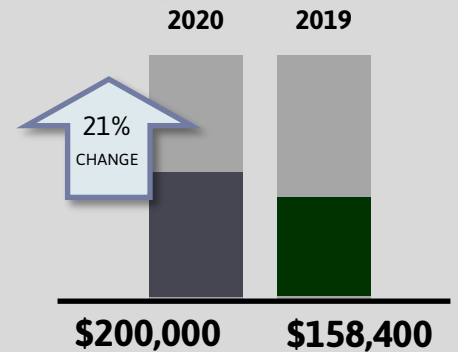
The **units** category represents all home sales settled in that month.

AVERAGE PRICE



The **average** sales price is the weighted average of sales prices in the county, calculated by weighing the price of homes by the number of homes sold.

MEDIAN PRICE

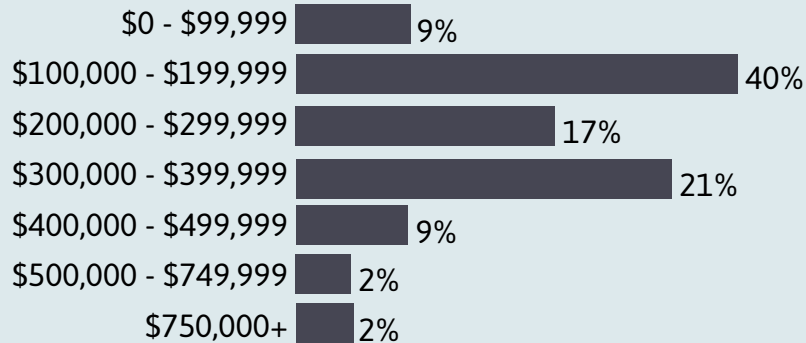


The **median** price is the middle value of the prices of all homes sold in the period.

DECEMBER TOTAL DOLLAR VOLUME



JANUARY 2020 PRICE DISTRIBUTION



In **January** the
PENDING UNITS
Are **38**
In **2019** they
were **29**



In **January** the
ACTIVE INVENTORY
is **402**
In **2019** it
was **412**



In **January** the
MONTHS OF INVENTORY
is **4.9 MONTHS**
In **2018** it
was **6.1**



In **January** the
AVG. DAYS ON MARKET
is **249**
In **2019** it
was **236**



Based on information from the Ruidoso/Lincoln County Association of REALTORS® Multiple Listing Service for the period of 01/01/2020 - 01/31/2020, residential sales only, within Lincoln County New Mexico area. Ruidoso/Lincoln County Association of REALTORS® does not guarantee or is in any way responsible for the accuracy.