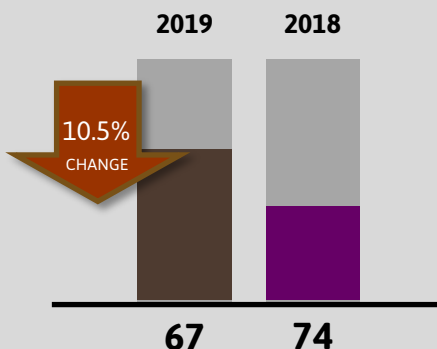


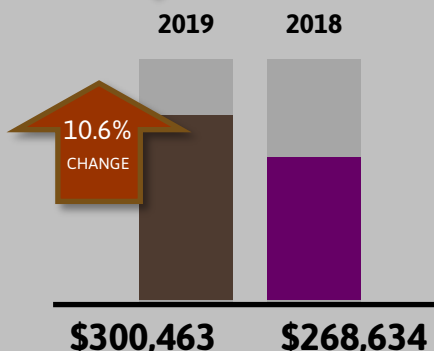
NOVEMBER 2019 AT A GLANCE

UNITS



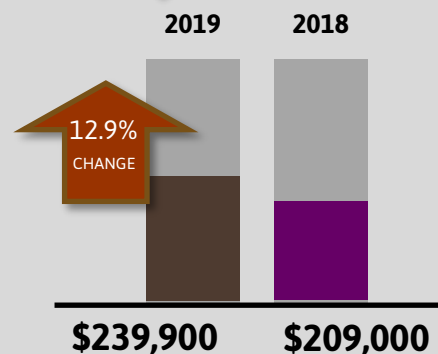
The **units** category represents all home sales settled in that month.

AVERAGE PRICE



The **average** sales price is the weighted average of sales prices in the county, calculated by weighing the price of homes by the number of homes sold.


MEDIAN PRICE



The **median** price is the middle value of the prices of all homes sold in the period.

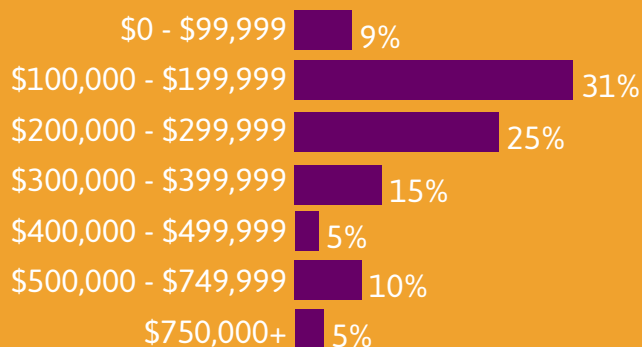
NOVEMBER TOTAL DOLLAR VOLUME

2019
\$20,131,000



2018
\$19,878,950

NOVEMBER 2019 PRICE DISTRIBUTION



In **November** the
PENDING UNITS
Are **41**
In **2018** they
were **31**



In **November** the
ACTIVE INVENTORY
is **445**
In **2018** it
was **453**



In **November** the
MONTHS OF INVENTORY
is **4.1 MONTHS**
In **2018** it
was **4.3**



In **November** the
AVG. DAYS ON MARKET
is **231**
In **2018** it
was **210**



Based on information from the Ruidoso/Lincoln County Association of REALTORS® Multiple Listing Service for the period of 11/01/2019 - 11/30/2019, residential sales only, within Lincoln County New Mexico area. Ruidoso/Lincoln County Association of REALTORS® does not guarantee or is in any way responsible for the accuracy.