







MOTOR SCRUBBER RANGE CATALOGUE

 **Motor
Scrubber**




FORGING A NEW GENERATION OF CLEANING MACHINES

Built on quality, reliability and performance MotorScrubber are cleaning and hygiene experts renowned for manufacturing robust, heavy duty cleaning machines at our dedicated production facility in Sheffield, England. Our range of machines are designed for professional use, offering the user faster cleaning while achieving outstanding results and best of all MotorScrubber is enjoyable to use, as we like to say... Let MotorScrubber do the hard work for you. We're committed to innovation and product development and continually strive to bring you the very best in cleaning equipment. This is just the beginning.



MOTORSCRUBBER RANGE IN USE

The MotorScrubber range of machines can be used for a multitude of cleaning and polishing tasks. Use MotorScrubber for tight areas, around toilets and secure fixtures, in swimming pools and water features, on stairs and walls and other out of reach places, vehicle cleaning, cladding and signage, tough marks, polishing and the list goes on.



MS2000

Manual scrubbing is tiring and exhaustive work, especially in confined and hard to reach areas, never producing the results you want or more importantly need. Short deadlines are also common place in the cleaning industry meaning you need results fast.

Introducing MS2000 the specialist battery operated deep scrubbing machine perfect for bathrooms, shower areas, around toilets, swimming pools, stairs, walls, base / skirting boards. Its also ideal for polishing marble, mirrors and stainless steel.

The comfortable, all day wear back pack, delivers high torque power to the 18cm / 7" scrubbing head releasing dirt from deep down while you simply clear away dirty residue leaving surfaces clean and fresh.

With our large range of brushes and pads you're sure to achieve outstanding cleaning results on any surface.

KEY BENEFITS

- 3 x faster scrubbing than manual methods
- 360rpm drastically cuts exhaustive manual labour
- Get a return on your investment within 3 months
- Achieve like new results
- Users love MotorScrubber making cleaning enjoyable
- Very simple to use, no need to learn complicated controls. Plug and go!
- Huge 4 hour runtime with just 8 hour recharge
- 100%* waterproof
- Choice of 3 handle sizes

THE MS2000 STARTER KIT

This kit includes everything you need to get cleaning; Medium duty brush, green scrubbing pad, red spray cleaning pad, white buffing pad, microfibre pad, pad holder, harness complete with battery and charger and the medium length handle. Long and short handle kits are also available.




HANDLE

- EASY REACH ON / OFF SWITCH
- ELECTRICAL CONNECTOR POINT
- PICTURE SHOWS MS2000L HANDLE

CONTROL HANDLE

- ADJUSTABLE TO A COMFORTABLE USER POSITION
- FORGED ALUMINIUM
- SOFT RUBBER GRIP



HARNESS

- HOLDS THE BATTERY AND CHARGER
- PADDED FOR ALL DAY WEAR
- FULLY ADJUSTABLE WITH STERNUM AND ABDOMEN SUPPORTS
- WEIGHS 2.5KG (5.5LB)
- CARRY HANDLE

FLIP CLIP

- QUICK RELEASE CLIP ALLOWS FAST AND EASY ADJUSTMENTS TO THE TELESCOPIC POLE

HEAD

- SEALED HUB WITH HIGH TORQUE MOTOR, 360 RPM
- 100% WATERPROOF*
- FULLY INTERCHANGEABLE BRUSHES AND PADS FOR ALL TYPES OF TASKS
- ADJUSTABLE HEAD FOR CLEANING IN DIFFERENT POSITIONS



JET

Transporting a bucket of solution, or pump up sprayer, wherever you need to clean can be tedious, difficult and time consuming, with more chance of spillages and overuse of solution.

Jet solves these problems, the on board chemical injection gives you an incredible deep clean up to 3m / 10ft high. Now you can spray on demand with precisely the amount of chemical you need, when you need it. Boasting all the features of the MS2000 with added spray function completely removes the need for a separate bucket with chemical.

The low water, easy dose system with super concentrate chemicals means you never overuse or waste solution giving up to 40m² / 130ft² of cleaning performance.

Solution is delivered through the high pressure pump directly to the scrubbing head, breaking down dirt and grime. Clear away the dirty residue for sparkling fresh surfaces. For freedom to clean anywhere, and to increase your cleaning speed choose Jet.

KEY BENEFITS

- 4 x faster scrubbing than manual methods with on board spray function
- 360rpm drastically cuts exhaustive manual labour
- Get a return on your investment within 3 months
- Achieve like new results
- Users love MotorScrubber making cleaning enjoyable
- Very simple to use, no need to learn complicated controls. Plug and go!
- 1l / 0.26 gal quick fill chemical tank. Save money on chemicals by using just what you need, zero waste.
- 100%* waterproof



THE JET STARTER KIT

The JET Starter Kit includes everything you need to get cleaning; Medium duty brush, green scrubbing pad, red spray cleaning pad, white buffing pad, microfibre pad melamine pad, pad holder, harness complete with battery, pump and charger.



HARNESS

HOLDS THE BATTERY, COMMERCIAL GRADE PUMP, CHEMICAL BOTTLE AND CHEMICAL CARTRIDGES

PADDED FOR ALL DAY WEAR

FULLY ADJUSTABLE WITH ABDOMEN SUPPORT

WEIGHS 3KG (6.6LB)

CONTROL HANDLE

ADJUSTABLE TO A COMFORTABLE USER POSITION

FORGED ALUMINIUM

SOFT RUBBER GRIP

HEAD

SEALED HUB WITH HIGH TORQUE MOTOR, 360 RPM

100% WATERPROOF*

FULLY INTERCHANGEABLE BRUSHES AND PADS FOR ALL TYPES OF TASKS

ADJUSTABLE HEAD FOR CLEANING IN DIFFERENT POSITIONS

HANDLE

SOFT FOAM GRIP

EASY REACH ON / OFF AND PUMP SWITCHES

ELECTRICAL AND WATER CONNECTION POINTS

FLIP CLIP

ALLOWS FAST AND EASY ADJUSTMENTS TO THE TELESCOPIC POLE

JET

DIRECT APPLICATION OF CHEMICAL TO SURFACE

ADJUSTABLE JET ANGLE TO SUIT ANY TASK

STAINLESS STEEL JET ARM

JET



PROWASH

Exterior surfaces have always been a problematic area to clean; manual methods are very labour intensive, often with poor and disappointing results, this is why the MotorScrubber ProWash was developed. ProWash is a totally unique machine allowing mechanical scrubbing with chemical injection of large surfaces.

THE NEW METHOD

Apply chemical at a high level, let ProWash do the scrubbing while gravity pulls down the chemical, gently move ProWash from side to side and easily rinse with on demand fresh water.

The cleaning results from 360rpm are incredible making light work of heavily soiled surfaces. ProWash is excellent for cleaning vinyl siding, cladding, guttering, commercial signage, trucks, trains, planes, boats and any large vehicle.

For an all in one professional cleaning system ProWash is the only choice.

KEY BENEFITS

- 4 x faster scrubbing than manual methods
- Capable of spraying chemical where other systems use only pure water. In many cases this is not suitable and chemical is a must.
- Save chemical cost by setting your percentage and only spraying when needed
- 360rpm drastically cuts exhaustive manual labour
- Achieve like new results
- Users love MotorScrubber making cleaning enjoyable
- Very simple to use, no need to learn complicated controls. Plug and go!
- 100%* waterproof and rust proof



SIMPLE CONTROLS



QUICK FILL HOSE ADAPTOR



EASY TO ACCESS BATTERY

ProWash

HANDLE

- EASY REACH ON / OFF SWITCH
- ELECTRICAL AND WATER CONNECTION POINTS
- EASY PULL TRIGGER

HANDLE

- HANDLE WITH SOFT FOAM GRIP

CONTROL PANEL

- ON / OFF SWITCH
- BATTERY LEVEL INDICATOR
- CHEMICAL FLOW CONTROLLER
- PUSH FIT WATER CONNECTOR

CONTROL HANDLE

- ADJUSTABLE TO A COMFORTABLE USER POSITION
- FORGED ALUMINIUM
- SOFT RUBBER GRIP

JET

- DIRECT APPLICATION OF CHEMICAL TO SURFACE
- ADJUSTABLE JET ANGLE TO SUIT ANY TASK

HEAD

- SEALED HUB WITH HIGH TORQUE MOTOR, 360 RPM
- 100% WATERPROOF*
- FULLY INTERCHANGEABLE BRUSHES AND PADS FOR ALL TYPES OF TASKS
- ADJUSTABLE HEAD FOR CLEANING IN DIFFERENT POSITIONS

TROLLEY

- HAND BUILT STAINLESS STEEL SKELETON CHASSIS
- FITS TWO 25L (6.6GAL) FRESH WATER BOTTLES
- 20M (65FT) HOSE REEL WITH LOCKING MECHANISM
- EASY ACCESS BATTERY COMPARTMENT
- HOLDER FOR 5L (1.3GAL) CHEMICAL BOTTLE
- PUNCTURE PROOF WHEELS



FORCE

Turn your Scrubber dryer into the ultimate cleaning machine

Big commercial buildings have a need for large scrubber dryers to clean their large open spaces, these machines have hefty water capacities and long battery life enabling a deep clean without stopping. The challenge presented was that commercial buildings also have smaller spaces to clean, such as toilet cubicles, stairs and under tables. This results in extra costs having to buy a separate smaller machine, labour costs are increased in returning to those same areas, or even worse, less effective methods are used such as mopping resulting in a poor clean.

MotorScrubber have pioneered in cleaning small spaces for over 12 years and we have been developing MotorScrubber FORCE, a super heavy duty accessory tool to fit onto any medium or large scrubber dryer. By adding MotorScrubber Force to your scrubber dryer you can now machine clean and dry anywhere even down the side of the toilet which no other scrubber dryer on the market can do.

The major advantage is that Force connects to your large scrubber dryer using one hose. Within the hose we connect the batteries, clean water and suction. This makes Force so easy to use, you don't have an additional battery to charge, or tanks to fill and empty, all of this is done on your large machine as routine.

CONNECTION

SINGLE HOSE CARRIES, POWER, SOLUTION AND SUCTION TO THE MOTORSCRUBBER HEAD FROM YOUR SCRUBBER DRYER

CAN BE FITTED WITHIN 30 MINUTES BY A TRAINED TECHNICIAN

AT THE FLICK OF A SWITCH CHOOSE TO USE YOUR SCRUBBER DRYER OR THE MOTORSCRUBBER

WORLDWIDE
PATENT
PENDING

MOTORSCRUBBER DOCK

FORGED ALUMINIUM HOLDERS HOUSE THE MOTORSCRUBBER WHEN NOT IN USE

MACHINE CAN BE STORED WITH THE MOTORSCRUBBER ATTACHED

SIMPLY CLIP ON AND OFF WHEN NEEDED

FLIP CLIP

ALLOWS FAST AND EASY ADJUSTMENTS TO THE TELESCOPIC POLE

CONTROLS

ON / OFF BRUSH SWITCH

ON DEMAND SOLUTION CONTROL

CONTROL HANDLE

ADJUSTABLE TO A COMFORTABLE USER POSITION

FORGED ALUMINIUM

SOFT RUBBER GRIP

HEAD

SEALED HUB WITH HIGH TORQUE MOTOR, 400 RPM

100% WATERPROOF*

FULLY INTERCHANGEABLE BRUSHES AND PADS FOR ALL TYPES OF TASKS

ADJUSTABLE HEAD FOR CLEANING IN DIFFERENT POSITIONS

QUICK RELEASE SQUEEGEES

SQUEEGEES AUTO ADJUST TO ANY FLOOR TYPE

Force offers even more advantages; you can clip off the tool in seconds meaning you can clean the small spaces as you pass them with your scrubber dryer and no more down time going back to the cleaning cupboard to grab a mop or smaller machine. Force delivers industrial cleaning performance on a small scale, achieving the same cleaning result as the larger scrubber. Every single component is specially selected as the most durable component available; where added strength is needed we use forged or machined aluminium to create an industrial grade tool to be used by professionals.

Force is extremely well priced, costing less than buying a smaller scrubber dryer to clean those small areas and can be fitted in less than 30 minutes by a trained technician. This ISSA Innovation Award winner is due for release 2018, for more info or to register your interest in the Force e-mail force@motorscrubberclean.com

CLIP ON - CLIP OFF - CLEAN ANYWHERE.



HANDY

The MotorScrubber handy is a hand held battery powered scrubbing tool, it's rechargeable, compact and super durable. Handy is also waterproof making ideal for use in kitchens, bathrooms and vehicle cleaning.

Being ergonomic by design allows the user to work effectively and comfortably without tiring, moving seamlessly between everyday tasks like tile, grout and oven cleaning. It gets into grooves, corners and slits such as tiles, door hinges, around taps and window frames and yet is powerful enough to clean larger areas like bathtubs and work surfaces, a must have in your cleaning arsenal.

KEY BENEFITS

- Interchangeable pads and brushes
- Fully submersible in water (IPX7 rated)
- Easy reach, sealed, on/off switch
- Anti-slip rubber finish for optimal grip
- Commercial motor produces 180rpm
- Weighs 300g (10oz) approx
- Dimensions W75 x H150 x L245mm (W2.9 x H5.9 x L9.6") approx
- Easy access battery compartment
- 1 hour runtime / 3.5 hour fast charge
- 500 charging cycles (CE and ROHS Certified)

THE KIT INCLUDES



Handy unit, hard brush, crevice brush, scouring pad, pad holder, battery charger and battery.

RECOMMENDED ACCESSORIES



STAINLESS STEEL BRUSH KIT CODE: MSHSS



SCOURING PADS
CODE: MSHMR10 (Pack of 10)



SOFT POLISHING KIT CODE: MSHSB



EXTRA BATTERY
CODE: MSHBAT

PADS, BRUSHES & ACCESSORIES

Fit all models except the Handy



MEDIUM DUTY BRUSH
Our most popular and versatile brush, gives a brilliant clean on all internal smooth and textured floors and tiles, non-scratch.

MS1041



TILE & GROUT BRUSH
Our most abrasive brush has grit filaments for deep cleaning tiles, especially ceramics. Also great for restoring grout.

MS1039TG



AGGRESSIVE DUTY BRUSH
Perfect for dirty concrete in industrial environments; use on oil, grease, food deposits and exterior surfaces.

MS1039P



DELICATE BRUSH
Ideal for scrubbing short pile commercial carpets and stairs before extraction cleaning and painted wooden surfaces.

MS1038



SPONGE DISC
For delicate surfaces such as in vehicle cleaning.

MS1030HD




FLAGGED TIPPED BRUSH
This very delicate brush is ideal for dusting air vents and great for vehicle and exterior surface cleaning with the ProWash.

MS1044



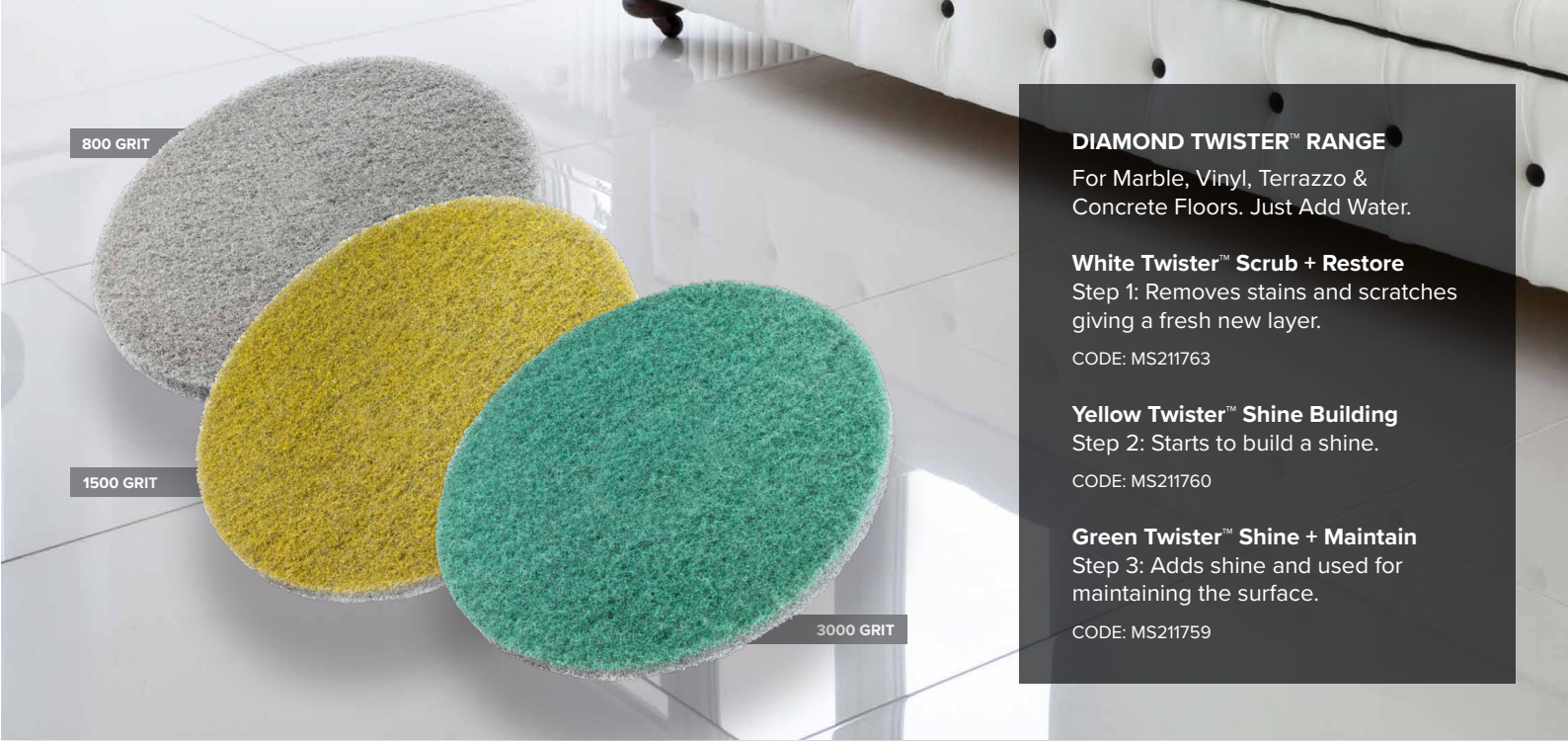
MICROFIBRE PAD
For glass, mirrors and stainless steel polishing also great for carpet spot cleaning.

MS1053



PAD HOLDER
Velcro drive plate for attaching all our pads.

MS1046



DIAMOND TWISTER™ RANGE
For Marble, Vinyl, Terrazzo & Concrete Floors. Just Add Water.

White Twister™ Scrub + Restore
Step 1: Removes stains and scratches giving a fresh new layer.
CODE: MS211763


Yellow Twister™ Shine Building
Step 2: Starts to build a shine.
CODE: MS211760

Green Twister™ Shine + Maintain
Step 3: Adds shine and used for maintaining the surface.
CODE: MS211759

MAROON STRIP PAD
This super abrasive material is able to dry strip polish, no chemical needed. Ideal for restoring many floor types such as vinyl, altro and more.

IMPORTANT: Always complete a test patch first. This pad will make the floor go dull, use Twister™ Diamond afterwards to build a shine.

CODE: MS1069



ESSENTIALS PAD RANGE
Our essentials pad range have been designed for use in chemical cleaning. Ideal for all types of hard flooring.

- BLACK (MS1060): For stripping floor polish
- GREEN (MS1062): For scrub cleaning greasy kitchens / floors
- BLUE (MS1068): For general floor cleaning
- RED (MS1064): For polishing hard and wooden floors
- WHITE (MS1066): For dry buffing hard floors




STAIR RISER BRUSH
This is a must have for any facility with stairs, improving the hygiene of high traffic areas by reducing dirt and bacteria travelling through a building.

This unique brush cleans the uprise and the step at the same time reducing your cleaning time. With the same filaments as our fantastic medium duty brush giving an exceptional clean to all hard floor stairs, baseboards and corridor edges.

JET + Stair brush is the ultimate combo for stair cleaning

CODE: MS1049



CRYSTALISER PAD
Stainless steel pad for crystallising marble. This simple 2 step process lets you achieve a mirror shine; Apply the crystallising chemical to surface and buff until dry. Use a new pad to lock in the shine and give an exceptional hard wearing mirror finish.

CODE: MS1071



MELAMINE PAD
Using just water this amazing new material sucks dirt out of any smooth washable surface. Ideal for porous stone floors, washable painted surfaces and shoe mark removal.

CODE: MS1070



PATENTED
CARTRIDGE
DESIGN

SUPER CONCENTRATE JET CHEMICALS

With ease of use in mind each cartridge provides the perfect dilution in 1l / 0.26 gal of water. Store neatly on the Jet harness to take wherever you need to clean. This specially formulated range of super concentrate, colour coded chemicals have been designed to give an outstanding clean.

DEGREASER (GREEN): Perfect for greasy kitchens, walls and floors. CODE: JETF1

TILE & GROUT (RED): Ideal for tiled washroom floors and walls. CODE: JETF2

HARD SURFACE (BLUE): For all washable smooth floors and surfaces including glass, mirrors and stainless steel, smear free. CODE: JETF3



CRYSTALISER CHEMICAL

Our crystaliser chemical has been developed and tested for the fastest, highest shine when used with MotorScrubber. Available 2018

CODE: MS1072

INTERCHANGEABLE HANDLES

We offer three size handles ready to tackle any job, fully interchangeable on the MS2000 model. Also try the control handle, giving you extra manoeuvrability while cleaning.

SHORT, FOR EYE LEVEL CLEANING

SOLID: 38CM // 15"
CODE: MS3003-15

MEDIUM, FOR FLOOR CLEANING

TELESCOPIC: 70 - 140CM // 27.5" - 55"
CODE: MS3003-30

LONG, FOR HIGH LEVEL CLEANING

TELESCOPIC: 120 - 240CM // 47" - 94"
CODE: MS3003-50

CONTROL HANDLE

CODE: MS3004N



HARNESS COMPLETE

The MS2000 harness gives you total portability allowing you the freedom to clean anywhere. If you want to work longer than 4 hours we highly recommend purchasing a spare harness for 8 hour runtime. You can charge the first while running the second for seamless cleaning around the clock. Compatible with MS2000 and ProWash.

(Charger not included)

CODE: MS3114C



CARRY BAGS

We offer two types of carry bag; One for your pads and brushes and one for the MotorScrubber for easy transportation between jobs.

MOTORSCRUBBER CARRY BAG: MS3065
ACCESSORY CARRY BAG: MS3060



SPLASH-GUARD KIT

The splash-guard system lets you keep water, cleaning solution and soap right where you want it. The guard gives you a 200° "work zone" and 160° of splash protection. Kit includes a splash-guard bracket, 5cm / 2" and 15cm / 6" deflector.

CODE: MS3080

MS2000 AND JET TECHNICAL DATA

	MS2000		JET	
	METRIC	IMPERIAL	METRIC	IMPERIAL
BATTERY	2.2 Kg	4.8 Lb	2.2 Kg	4.8 Lb
	12 Volt, 7 Ah Sealed Lead Acid		12 Volt, 7 Ah Sealed Lead Acid	
RUN TIME	4 Hours		3.5 Hours	
CHARGING TIME	8 Hours		8 Hours	
SCRUBBING WIDTH	18 Cm	7.5 "	18 Cm	7.5 "
PERFORMANCE	120 M ² / Hour	404 Ft ² / Hour	144 M ² / Hour	472 Ft ² / Hour
LINEAR PERFORMANCE	666 M / Hour	2244 Ft / Hour	799 M / Hour	2621 Ft / Hour
BRUSH PRESSURE	5 Kg = 19.7 G / Cm ² P	11 Lb = 4.48 Oz / Inch ²	5 Kg = 19.7 G / Cm ²	11 Lb = 4.48 Oz / Inch ²
BRUSH RPM	360		360	
MOTOR TORQUE	1118 G / Cm	1096.3 mN·m	1118 G / Cm	1096.3 mN·m
MACHINE WEIGHT	1.5 Kg	3.3 Lb	175 Kg	3.8 Lb
BACK PACK WEIGHT	2.5 Kg	5.5 Lb	3 Kg	6.6 Lb
DIMENSIONS MS2000L	W 17 x H 15 x L 160 Cm	W 6.7 x H 5.9 x L 62.9"	N/A	N/A
DIMENSIONS MS2000M	W 17 x H 15 x L 112 Cm	W 6.7 x H 5.9 x L 44"	W 17 x H 15 x L 112 Cm	W 6.7 x H 5.9 x L 44"
DIMENSIONS MS2000S	W 17 x H 15 x L 38 Cm	W 6.7 x H 5.9 x L 14.9"	N/A	N/A
PUMP PRESSURE	N/A	N/A	7.9 Bar	116 PSI
PUMP OPEN FLOW	N/A	N/A	5 Litre / Min	1.3 Gal / Min

PROWASH TECHNICAL DATA

	CART		MOTORSCRUBBER	
	METRIC	IMPERIAL	METRIC	IMPERIAL
BATTERY	6 Kg	13.2 Lb	2.2 Kg	4.8 Lb
	12 Volt, 22 Ah Sealed Lead Acid		12 Volt, 7 Ah Sealed Lead Acid	
RUN TIME	Over 8 hours		4 Hours (8 Hours with 2 backpacks)	
CHARGING TIME	5.5 Hours		8 Hours	
CART WEIGHT (EMPTY)	35 Kg	77 Lb	N/A	N/A
CART DIMENSIONS (EMPTY)	H 104cm x W 51cm x D 71cm	H 41" x W 20" x D 28"	N/A	N/A
PUMP PRESSURE	11 Bar	160 PSI	N/A	N/A
PUMP OPEN FLOW	8 Litre / Min	2.1 Gal / Min	N/A	N/A
SCRUBBING WIDTH	N/A	N/A	18 Cm	7.5"
MOTOR TORQUE	N/A	N/A	1118 G / Cm	1096.3 mN·m
			Min 25W - Max 86W	
BRUSH RPM	N/A	N/A	360	
MACHINE WEIGHT	N/A	N/A	2 Kg	4.4 Lb
BACKPACK WEIGHT	N/A	N/A	2.5 Kg	5.5 Lb




Scan to watch our
How To videos

INNOVATORS IN COMPACT CLEANING



APPROVED DISTRIBUTOR



E&OE

EUROPE & RoW HELP DESK (GMT)
0044 (0)114 478 8710
orders@motorscrubberclean.com

USA HELP DESK (CENTRAL TIME)
630 326 3107
usaorders@motorscrubberclean.com

Find Your Nearest Stockist at motorscrubberclean.com

CPD03/18