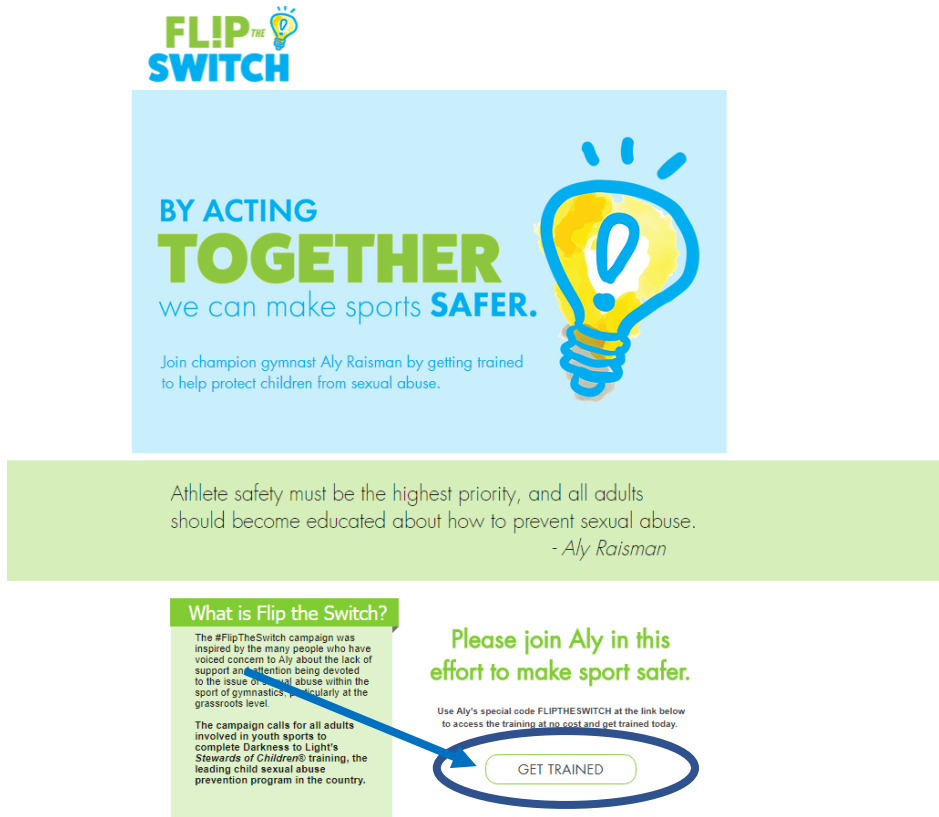


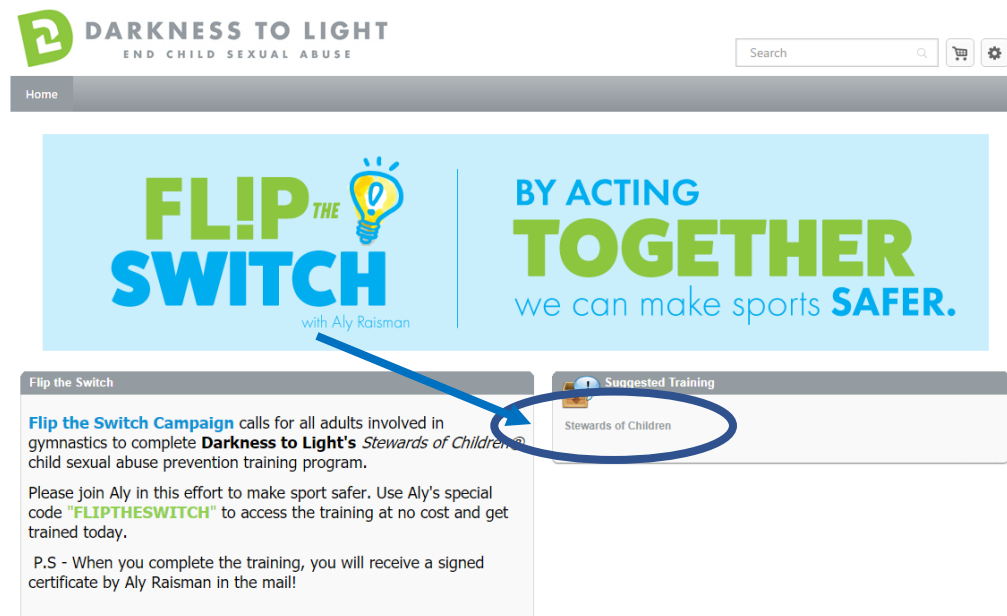
**How to access the *Stewards of Children*® training with the code FLIPTHESWITCH:**

1. From [www.FlipTheSwitchCampaign.org](http://www.FlipTheSwitchCampaign.org), click “Get Trained.”



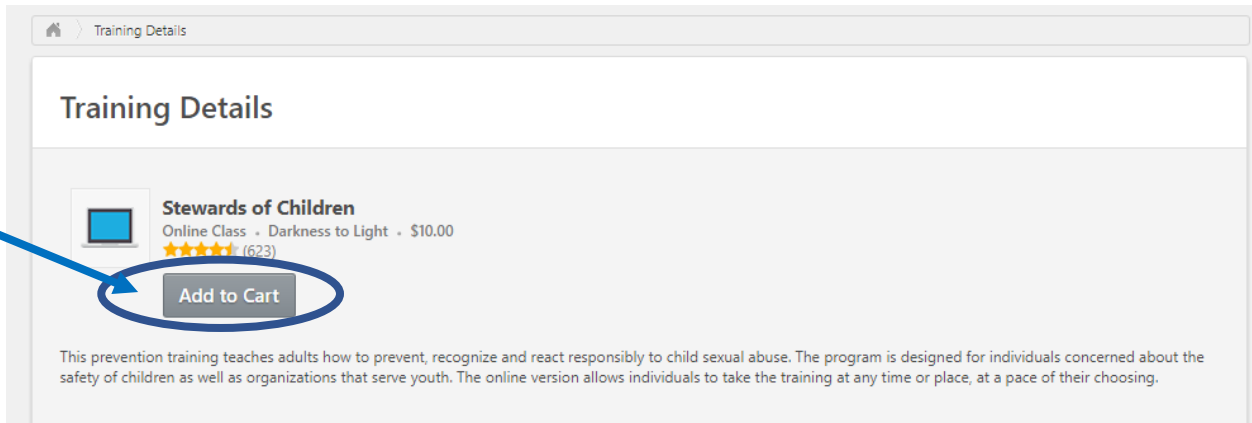
The image shows the landing page for the Flip the Switch campaign. At the top left is the logo "FLIP THE SWITCH" with a lightbulb icon. The main banner features the text "BY ACTING TOGETHER we can make sports SAFER." and a large lightbulb graphic. Below this is a quote from Aly Raisman: "Athlete safety must be the highest priority, and all adults should become educated about how to prevent sexual abuse. - Aly Raisman". A section titled "What is Flip the Switch?" contains two paragraphs of text. To the right, there is a call to action: "Please join Aly in this effort to make sport safer." with a "GET TRAINED" button circled in blue. A blue arrow points from the "GET TRAINED" button to the "Stewards of Children" link in the second screenshot.

2. Under Suggested Training, click “*Stewards of Children*®.”



The image shows a screenshot of the Darkness to Light website. The header includes the logo "DARKNESS TO LIGHT END CHILD SEXUAL ABUSE" and a search bar. Below the header is a large banner for the Flip the Switch campaign, identical to the one in the first screenshot. Below the banner, there are two tabs: "Flip the Switch" and "Suggested Training". The "Suggested Training" tab is active, and a blue circle highlights the "Stewards of Children" link. A blue arrow points from the "GET TRAINED" button in the first screenshot to this link. The "Flip the Switch" tab contains text about the campaign and a call to action to use the code "FLIPTHESWITCH".

3. Click "Add to Cart."



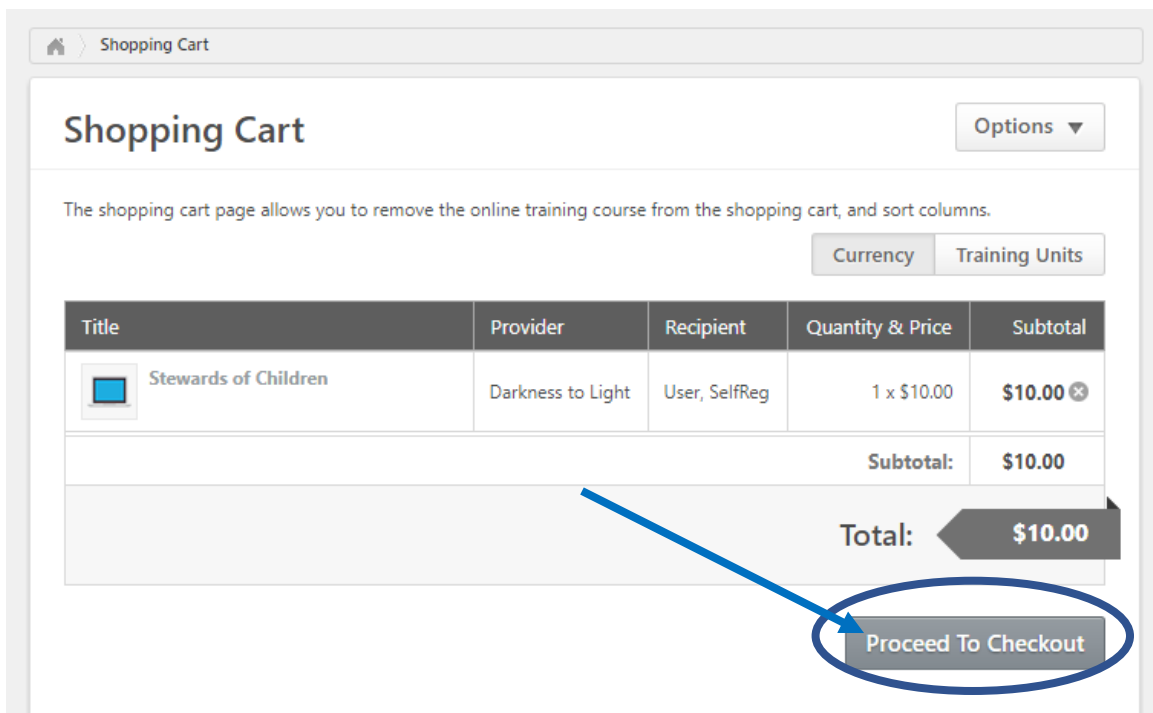
The screenshot shows the 'Training Details' page for the 'Stewards of Children' course. The course is an 'Online Class' titled 'Darkness to Light' priced at '\$10.00'. It has a 5-star rating from 623 reviews. A blue arrow points to the 'Add to Cart' button, which is circled in blue. Below the course information, there is a paragraph of text describing the training's purpose.

**Stewards of Children**  
Online Class · Darkness to Light · \$10.00  
★★★★★ (623)

**Add to Cart**

This prevention training teaches adults how to prevent, recognize and react responsibly to child sexual abuse. The program is designed for individuals concerned about the safety of children as well as organizations that serve youth. The online version allows individuals to take the training at any time or place, at a pace of their choosing.

4. Click "Proceed to Checkout."




The screenshot shows the 'Shopping Cart' page. It includes a table with columns for Title, Provider, Recipient, Quantity & Price, and Subtotal. The 'Stewards of Children' course is listed with a quantity of 1 and a price of \$10.00. The subtotal is \$10.00. A blue arrow points to the 'Proceed To Checkout' button, which is circled in blue. The total amount is also displayed as \$10.00.

**Shopping Cart** Options ▾

The shopping cart page allows you to remove the online training course from the shopping cart, and sort columns.

Currency Training Units

Title	Provider	Recipient	Quantity & Price	Subtotal
 Stewards of Children	Darkness to Light	User, SelfReg	1 x \$10.00	<b>\$10.00</b> ✕
			<b>Subtotal:</b>	<b>\$10.00</b>
			<b>Total:</b>	<b>\$10.00</b>

**Proceed To Checkout**

5. Create your account. Your address will be used to mail you your signed certificate from Aly! Once you fill out all the information, click "Log In."



\* First Name:

\* Last Name:

\* Email Address:

\* Username:

Company/Organization\*

\* Street Address

\* City

\* State:

\* Zip/Postal Code

\* Ethnicity origin (or Race):

\* Gender:

\* Passwords must contain both upper and lower case letters

\* Passwords must contain alpha and numeric characters

\* Passwords must be 4 - 20 characters

\* Passwords cannot have leading or trailing spaces

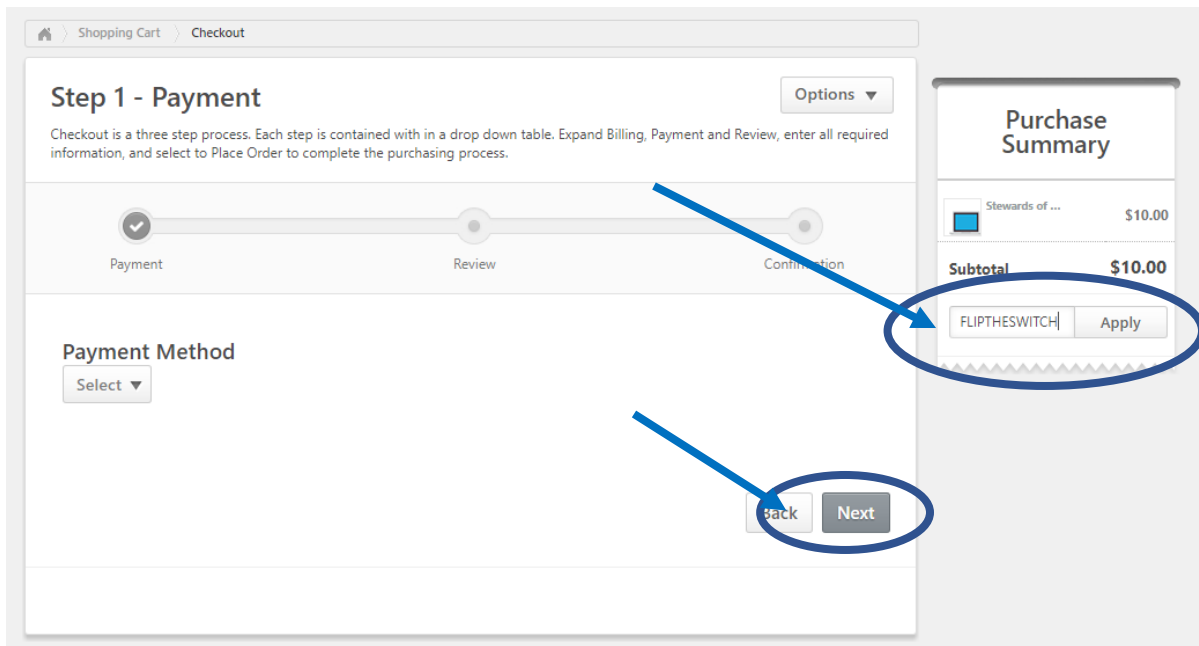
\* Passwords cannot be the same as the Username, User ID, or email address.

\* New password

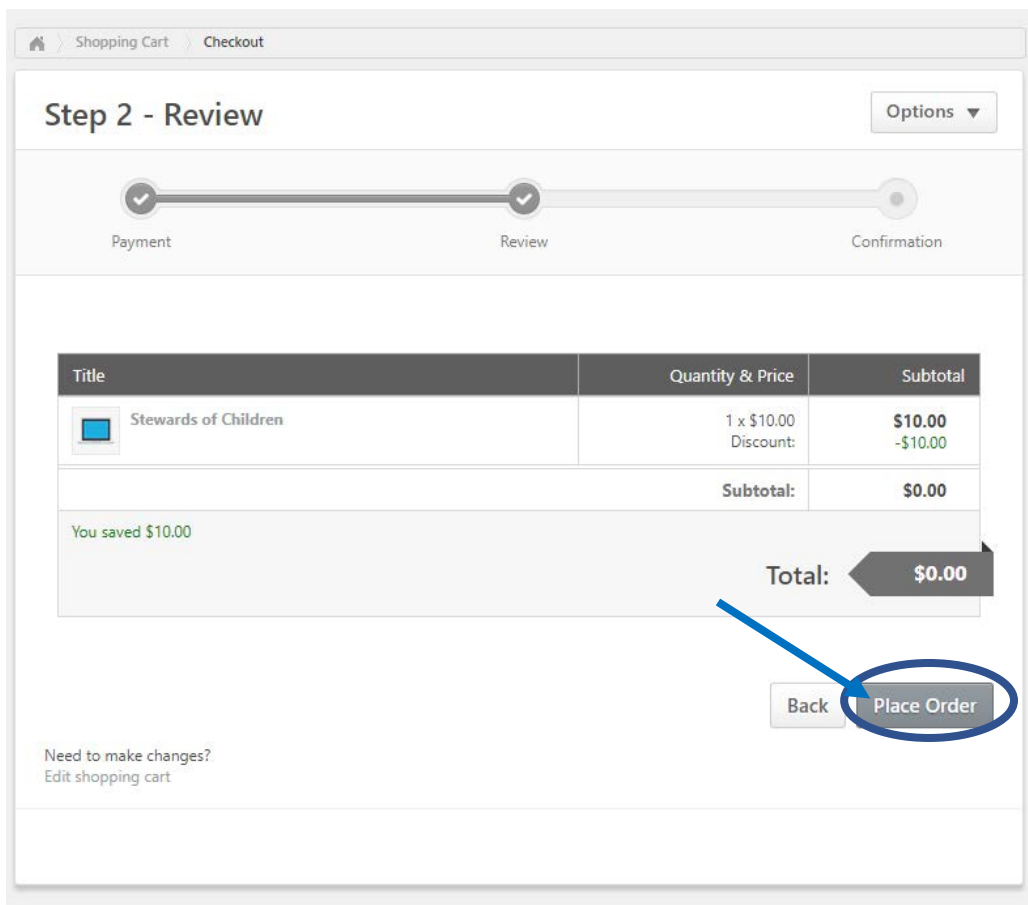
\* Confirm password

Already a user? [Login here](#)  
Return to Browsing? [Click here](#)

6. On the right-hand side, enter FLIPTHESWITCH and click “Apply” then click “Next”.



7. Click “Place Order.”



8. You will be brought to the confirmation page. Click "View Transcript."

The screenshot shows a checkout page titled "Step 3 - Confirmation". At the top, there are navigation links for "Shopping Cart" and "Checkout". Below the title, a progress bar shows three steps: "Payment" (completed), "Review" (current step), and "Confirmation" (pending). A blue arrow points to the "Review" step, which is circled in blue. Below the progress bar, the text reads: "Thank you for purchasing Stewards of Children online training! To launch the course, please click here [View Transcript](#) and click on the launch button. We thank you for your commitment to protecting children." On the right side, there is a "Purchase Summary" box. It contains a table with the following items:

Purchase Summary	
Stewards of ...	\$10.00
	-\$10.00
<b>Subtotal</b>	<b>\$0.00</b>
<b>Total</b>	<b>\$0.00</b>
You saved \$10.00	

9. Click "Launch."

The screenshot shows a search results page for training. At the top, there are filter buttons: "Active", "By Date Added", and "All Types". To the right is a search bar labeled "Search for training". Below the filters, it says "Search Results (1)". There is one result for "Stewards of Children" with a status of "Registered" and "Due: No Due Date". A blue arrow points to a "Launch" button next to the result, which is circled in blue.