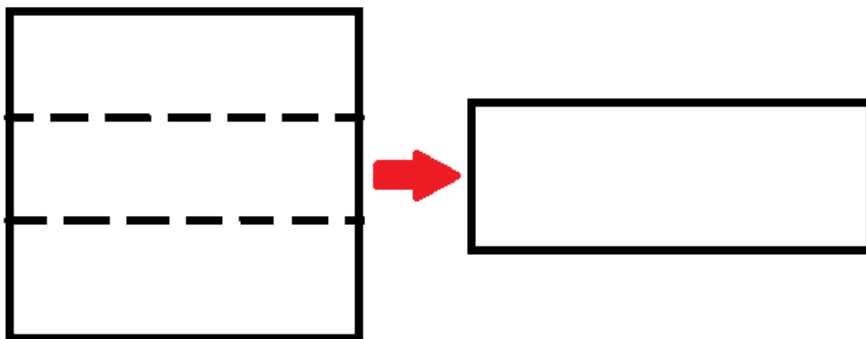


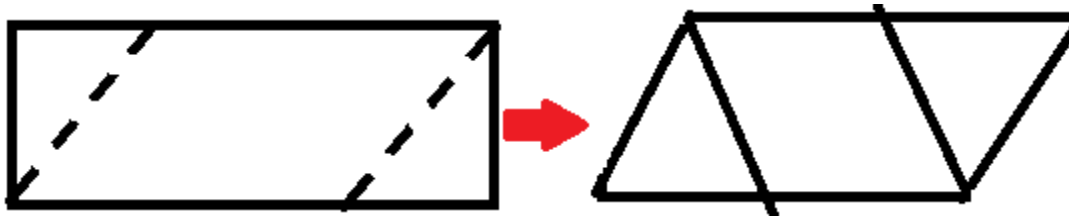
Introduction: This is a game that was immensely popular in the 1990's in America with the name Pogs (or Milk Caps). It originates from an Asian country called Japan in the 17th century. The Japanese version had game pieces called Menko that are cardboard circles/rectangles that had drawings on them which, when put together side-by-side, creates one large image. In Korean, it is called Ddakji and is played as a traditional children's game. The Korean version's pieces are made by yourself out of origami paper. This is a How-To guide on making Ddakji Tiles.

❖ **You will need 2 square paper**

1. Fold the paper into 1/3's



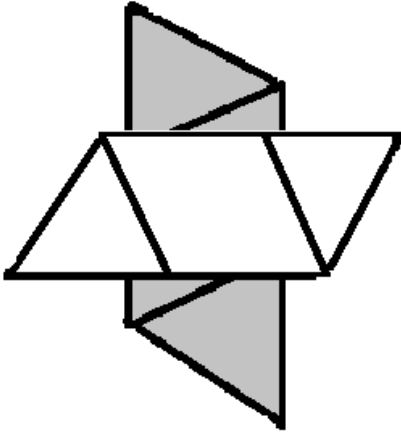
2. Fold the corner flaps down as the picture shows



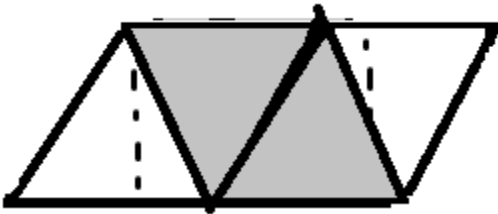
3. Make another one exactly like the 1st one



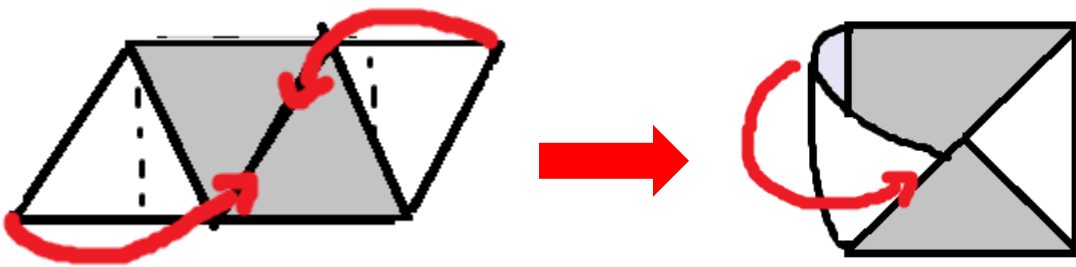
4. Place them on top of each other to make a pinwheel shape




5. Fold the pieces on the bottom flaps down over the top piece



6. Fold the remaining corners into the gap made by the previous fold. Once done, make sure to flatten it out.



Final Product:



Closing: To play, you spread many of these tiles onto the ground face-up. Then you hold one tile in hand and throw it down towards the tiles on the ground (your aiming to flip the tiles over). If you are able to flip them, then you take them and the player with the most tiles wins the game.