

Fish and Ladder



Goal:

Students will be able to explain developmental and migration patterns of salmon and apply that understanding to other migratory species.



OBJECTIVES:

- Students will explain their role in the simulation including their positive and negative impacts.
- Students will develop their own vehicle for demonstrating the importance of migration patterns regarding the Chinook salmon.

Today's Agenda:

- Read background information in folded handout
- Discuss the life cycle of salmon
- Discuss the importance of migration patterns regarding the Chinook salmon
- Head outside to test out our own fish ladder!

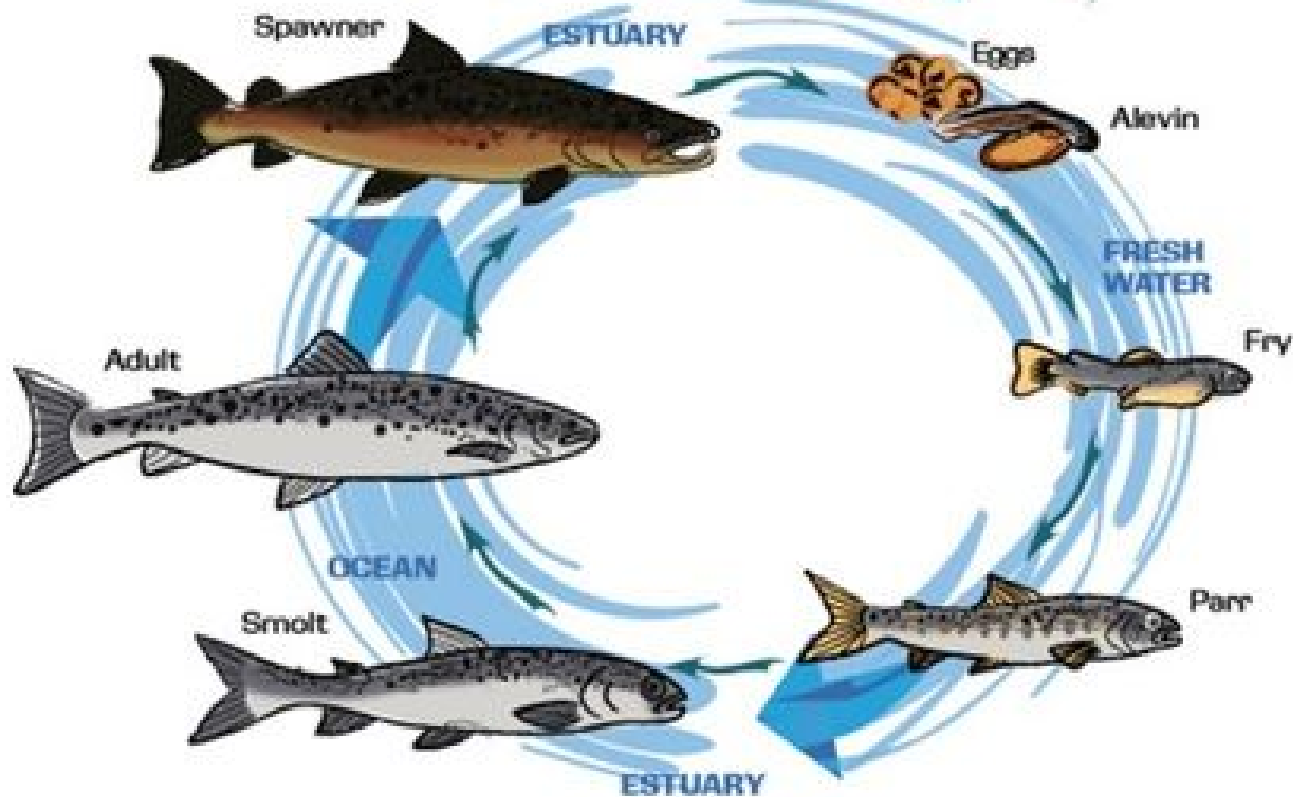
5
—x—


Read Background Information

$$\frac{6}{x}$$


Watch Video

Life Cycle of the Salmon





Ocean



Spawning

9
— x —

What you need to Catch a Salmon



Drift fishing

A common method where the angler casts a line upstream, lets the line drift down through the run or pool, and then reels in the line to start the process over again.



winged bobbers



Plunking

Uses a similar setup to drift fishing, except that the gear is cast into a likely holding area or migratory path, and allowed to anchor in one spot. The gear is then left alone until a fish strikes, or if you decide to change gear

Kwikfish Spoon



Bobber or Float Fishing

Often used in situations where water is very slow moving or even stationary, such as in a big eddy or tidewater at slack tide.

Slip Bobber



Trolling

Consists of fishing out of a constantly moving boat. Trollers will use weights, divers, or downriggers to achieve a desired depth to present their bait or lures.

Maribou and Yarn Jigs



Are you curious
just how
large
a salmon is??





Human Fish Ladder