

LED STRIP 3528-60

Features

- Eco friendly.
- Long life span, standard warranty 3 years.
- Complete cut / connection accessories.
- No need of constant-current power feed.
- Low power consumption.
- Custom packing.

Application

- Cove lighting.
- Backlight or edge lighting for signage.
- DIY lights for home use.
- Path and contour marking.
- Decorative lights for holiday, event, show, exhibition.

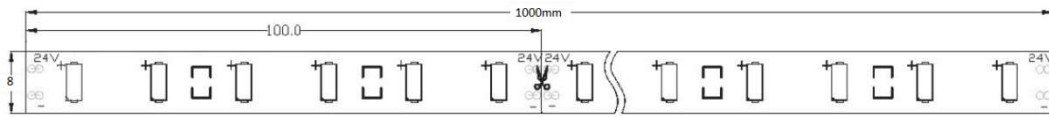


Technical parameters

Model	CCT	LED Q'ty/m	LED Type	Light Output (Lumen/m)	Beam Angle (degrees)	Voltage (V DC)	Current (A/m)	Max. Power Consumption (W/m)	Continuous Connection (m)
FL-24FS3528-60/6K	5500-7000K	60/m	SMD 3528	470	120°	24	0.2	4.8	10
FL-24FS3528-60	2700-3200K	60/m		378	120°	24	0.2	4.8	10



Dimension(mm/inch)



Linking operation



installation



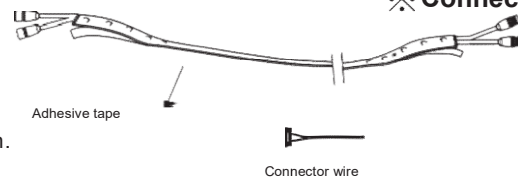
Safety Information

- The strip itself and all its components may not be mechanically stressed.
- Assembly must not damage or destroy conducting paths on the circuit board.
- Installation of LED ribbon (with power supplies) needs to be made with regard to all applicable electrical and safety standards. Only qualified personnel should be allowed to perform installations.
- Correct electrical polarity needs to be observed. Wrong polarity may destroy the strip.
- Parallel connection is highly recommended as safe electrical operation mode.
- Serial connection is not recommended. Unbalanced voltage drop can cause hazardous overload and damage the strip.
- Please ensure that the power supply is of adapters power to operate the total load.
- When mounting on metallic or otherwise conductive surfaces, there needs to be an electrical isolation points between strip and the mounting surface.
- Pay attention to standard ESD precautions when installing the strip.
- Damaged by corrosion will not be honored as a materials defect claim. It is the user's responsibility to provide suitable protection against corrosive agents such as moisture and condensation and other harmful elements.

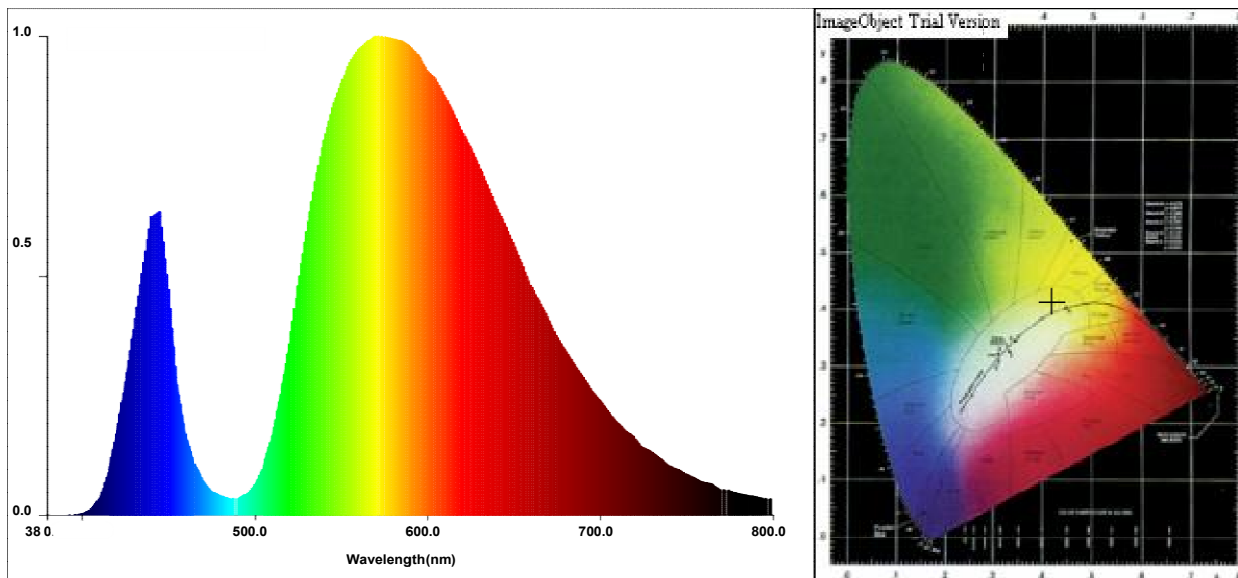
※ Packing information



※ Connectors



Light Source Test Report



CIE Color Parameters:

Chromaticity Coordinate: $x=0.4274$ $y=0.4099$ / $u'=0.2420$ $v'=0.5222$ ($duv=3.80e$)
 CCT: $T_c=3214K$ Prcp WaveL: $Z_d=580.6nm$ Purity=51.3%
 Peak WaveL: $Z_p=570nm$ Half Width: $OZ_p=131.9nm$ Ratio: $R=18.8\%$ $G=80.2\%$ $B=0.9\%$
 Average Wave: 587nm PB=1.4283 PG=4.5363 PR=5.2313 PT=159.7854
 Rendering Index: $R_a=83.5$
 R1 =80 R2 =91 R3 =96 R4 =81 R5 =76 R6 =73 R7 =88 R8 =69
 R9 =0 R10=28 R11=48 R12=17 R13=60 R14=85 R15=58

Photo Parameters:

Flux: $\Phi=352.80(lm)$ Luminous Efficacy: 78.15(lm/W) Luminous Power: $P=2.176(W)$

Electrical Parameters:

U=24.00V I=0.1881A P=4.5W PF=1.000

Instrument Status:

Scan Range: 380.0nm-800.0nm Interval: 5.0nm $I_p = 52268(G=5, D=52)$
 REF = 14858 TMP (PMT) = 24.5(deg.celsius) Test Mode: Fast Test

Product Type: FL-24FS3528-60
 Instrument: PMS-50 System
 Temperature: 23.6deg
 Test Operator: MO FU MEI

Manufacturer:
 Test Department:
 Humidity: 65.0%
 Test Date: 2012-12-24 16:28