

LED STRIP 2835-60

Features

- Eco friendly.
- Long life span, standard warranty 3 years.
- Complete cut / connection accessories.
- No need of constant-current power feed.
- Low power consumption.
- Custom packing.

Application

- Cove lighting.
- Backlight or edge lighting for signage.
- DIY lights for home use.
- Path and contour marking.
- Decorative lights for holiday, event, show, exhibition.

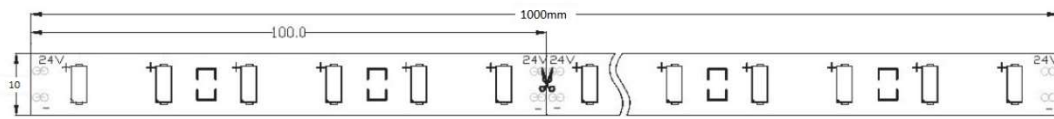


Technical parameters

Model	CCT	LED Q'ty/m	LED Type	Light Output (Lumen/m)	Beam Angle (degrees)	Voltage (V DC)	Current (A/m)	Max.Power Consumption (W/m)	Continuous Connection (m)
FL-24FS2835-60/6K	5500-7000K	60/m	SMD 2835	1440	120°	24	0.6	14.4	10
FL-24FS2835-60/4K	4000-4500K	60/m		1280	120°	24	0.6	14.4	10
FL-24FS2835-60/3K	2700-3200K	60/m		1230	120°	24	0.6	14.4	10



Dimension(mm/inch)



Linking operation



installation



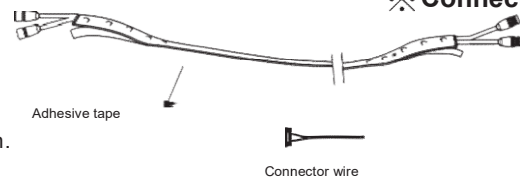
Safety Information

- The strip itself and all its components may not be mechanically stressed.
- Assembly must not damage or destroy conducting paths on the circuit board.
- Installation of LED ribbon (with power supplies) needs to be made with regard to all applicable electrical and safety standards. Only qualified personnel should be allowed to perform installations.
- Correct electrical polarity needs to be observed. Wrong polarity may destroy the strip.
- Parallel connection is highly recommended as safe electrical operation mode.
- Serial connection is not recommended. Unbalanced voltage drop can cause hazardous overload and damage the strip.
- Please ensure that the power supply is of adapters power to operate the total load.
- When mounting on metallic or otherwise conductive surfaces, there needs to be an electrical isolation points between strip and the mounting surface.
- Pay attention to standard ESD precautions when installing the strip.
- Damaged by corrosion will not be honored as a materials defect claim. It is the user's responsibility to provide suitable protection against corrosive agents such as moisture and condensation and other harmful elements.

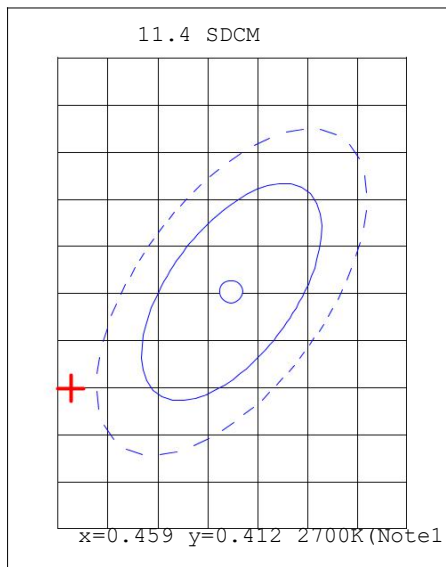
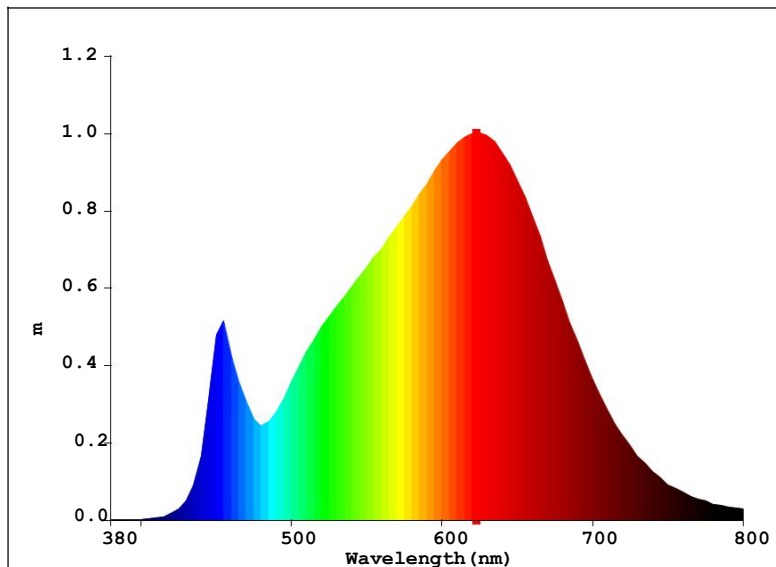
※ Packing information



※ Connectors



Light Source Test Report



Color Parameters:

Chromaticity Coordinate: $x=0.4483$ $y=0.4200$
 Chromaticity Coordinate: $u'=0.2510$ $v'=0.5292$ ($duv=-4.69e$)
 Tc=2943K Dominant WL:Ld=583.0nm Purity=52.6% Centroid WL:603.0nm
 Ratio:R=25.8% G=71.6% B=2.6% Peak WL:Lp=585.0nm HWL:165.8nm
 Render Index:Ra=83.3
 R1 =75 R2 =96 R3 =93 R4 =72 R5 =73 R6 =84 R7 =94
 R8 =49 R9 =0 R10=45 R11=39 R12=28 R13=59 R14=96 R15=48

Photo Parameters:

Flux: 1069.2 lm Fe: 3.020 W Efficacy:85.39 lm/W

Electrical Parameters:

Luminaire: U=24.00V I=0.5231A P=12.52w PF=1.000

Instrument Status:

Scan Range:380.0nm-800.0nm Interval:5.0nm[0] Ip=5460 (G=3,D=55)
 REF=27720 (R=3) %=-0.174% PMT: 26.7 centigrade [26.4]

Product Type:FL-24FS2835-60/3K Manufacturer:
 Number:2 Test Department:
 Temperature:25.3 deg Humidity:65.0%
 Test Operator: Test Date:2016-12-13 18:02:54
 Software:V2.00.122 Instrument:PMS-80_V1 (SN:YG107113N11110076)