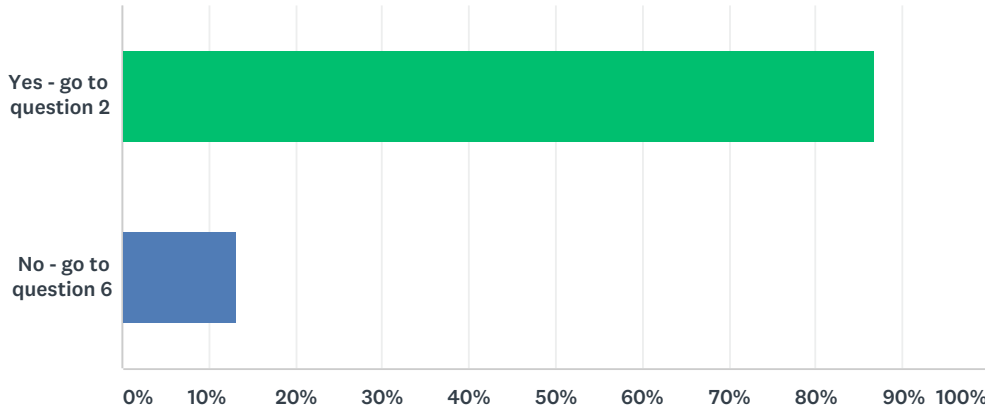


## Q1 Does your child have an existing transport plan?

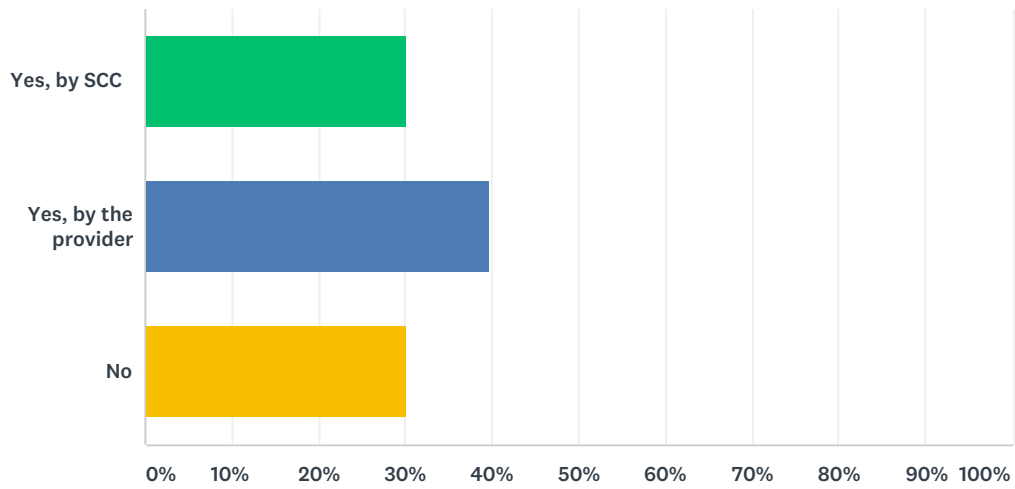
Answered: 128 Skipped: 0



ANSWER CHOICES	RESPONSES	
Yes - go to question 2	86.72%	111
No - go to question 6	13.28%	17
TOTAL		128

## Q2 Were you contacted by your provider or SCC before the term began to confirm arrangements?

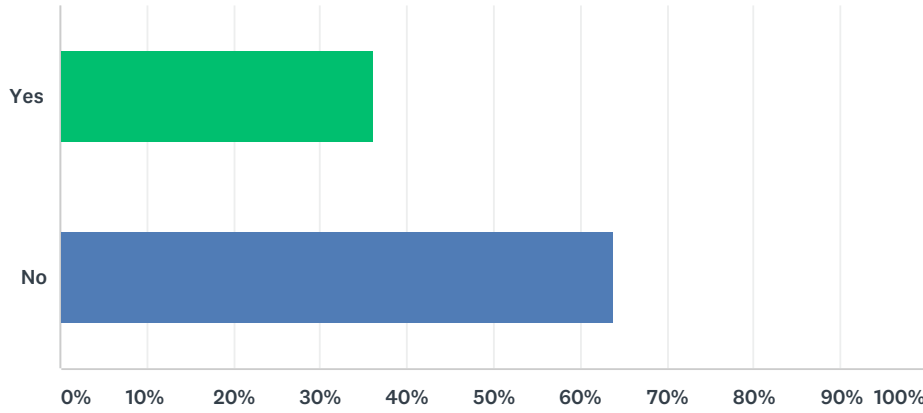
Answered: 113 Skipped: 15



ANSWER CHOICES	RESPONSES	
Yes, by SCC	30.09%	34
Yes, by the provider	39.82%	45
No	30.09%	34
<b>TOTAL</b>		<b>113</b>

### Q3 Has the provider changed?

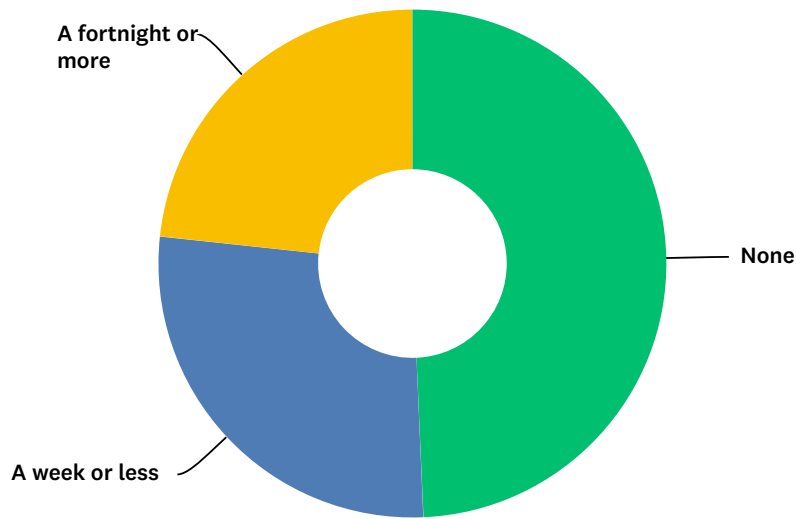
Answered: 113 Skipped: 15



ANSWER CHOICES	RESPONSES	
Yes	36.28%	41
No	63.72%	72
TOTAL		113

## Q4 How much warning were you given of the change?

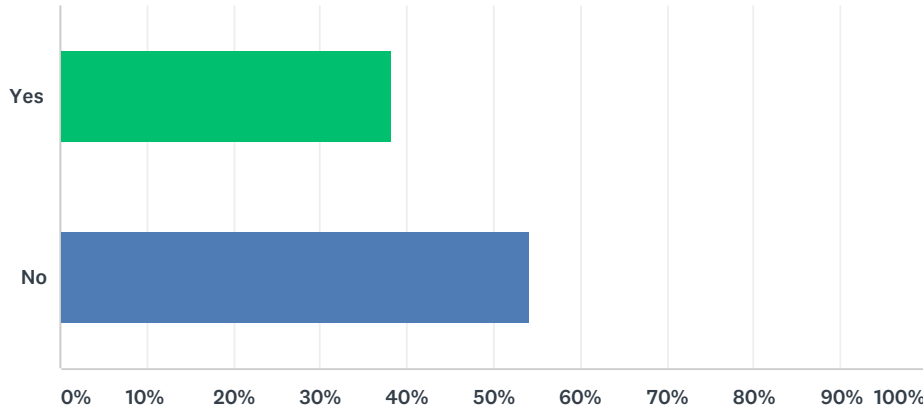
Answered: 73 Skipped: 55



ANSWER CHOICES	RESPONSES	
None	49.32%	36
A week or less	27.40%	20
A fortnight or more	23.29%	17
TOTAL		73

### Q5 Do you feel your questions/concerns were taken into consideration?

Answered: 94 Skipped: 34



ANSWER CHOICES	RESPONSES	
Yes	38.30%	36
No	54.26%	51
TOTAL		94

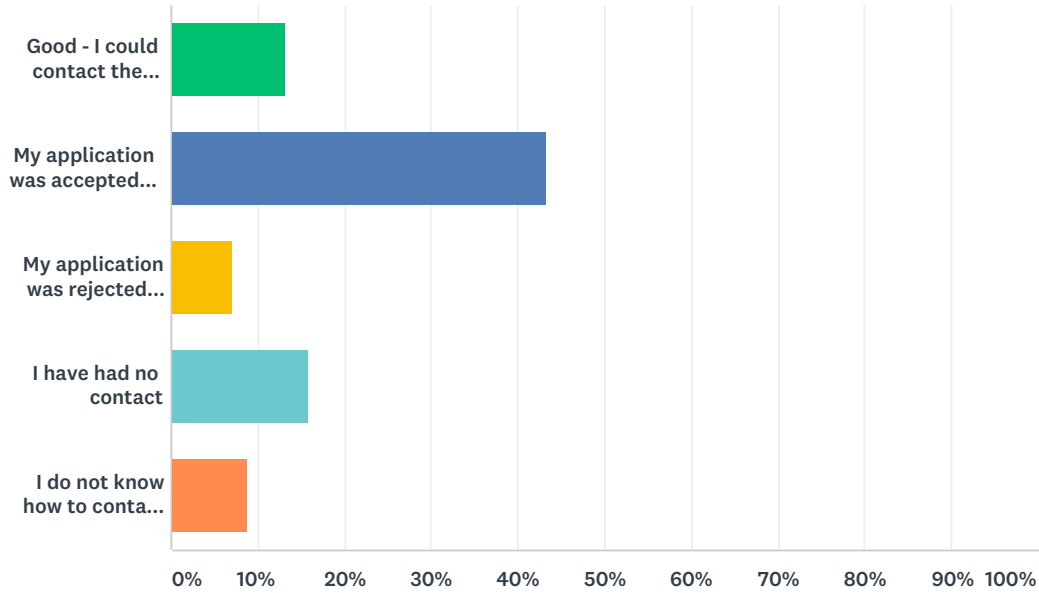
## Q6 When did you apply for transport?

Answered: 85 Skipped: 43

ANSWER CHOICES	RESPONSES
Date	100.00% 85

## Q7 How did you find the application process?

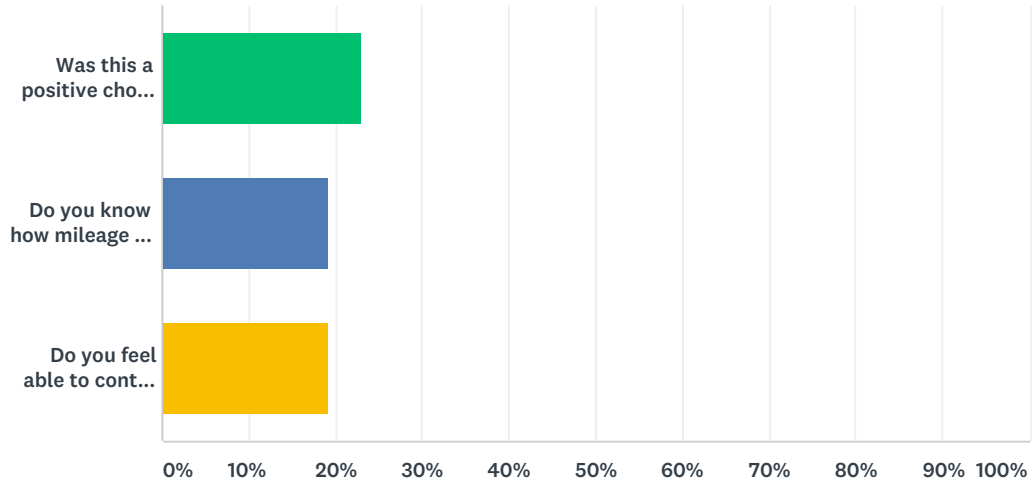
Answered: 113 Skipped: 15



ANSWER CHOICES	RESPONSES	
Good - I could contact the team and get answers to any questions	13.27%	15
My application was accepted, I have had no need of direct contact	43.36%	49
My application was rejected but I was able to contact the team	7.08%	8
I have had no contact	15.93%	18
I do not know how to contact the team	8.85%	10
<b>TOTAL</b>		<b>113</b>

## Q8 If you are driving your child to school and claiming mileage:

Answered: 26 Skipped: 102

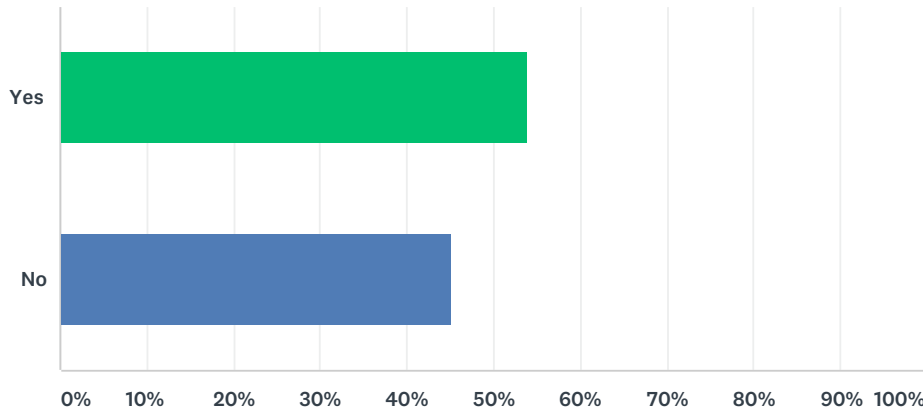


ANSWER CHOICES	RESPONSES	
Was this a positive choice for you?	23.08%	6
Do you know how mileage is calculated?	19.23%	5
Do you feel able to contact SCC in the event of a change of circumstances?	19.23%	5
Total Respondents: 26		



### Q9 In terms of transport, did you and your child feel prepared for the start of term?

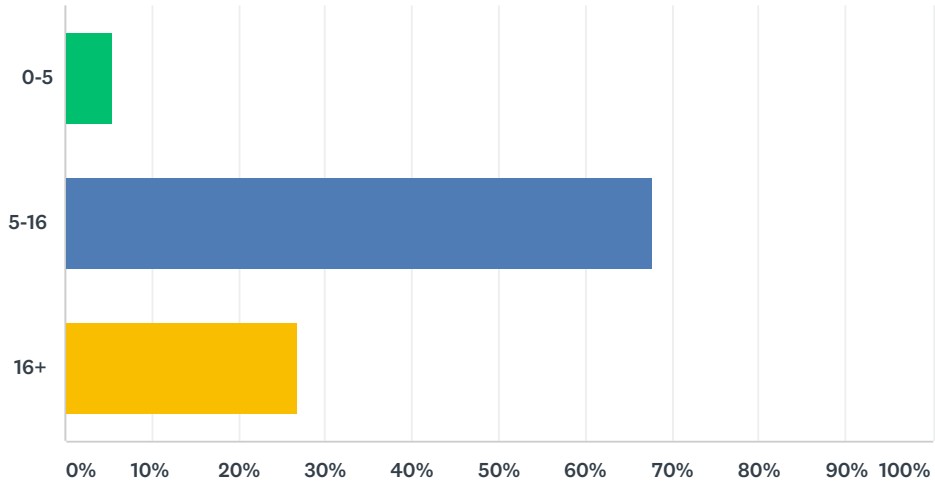
Answered: 124 Skipped: 4



ANSWER CHOICES	RESPONSES	
Yes	54.03%	67
No	45.16%	56
TOTAL		124

## Q10 How old is your child

Answered: 127 Skipped: 1



ANSWER CHOICES	RESPONSES
0-5	5.51% 7
5-16	67.72% 86
16+	26.77% 34
TOTAL	127

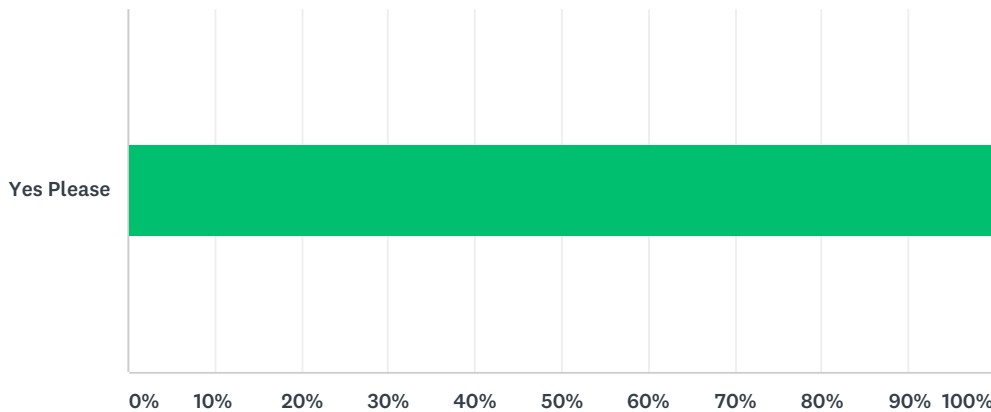
## Q11 What else would you like to see Family Voice Surrey doing?

Answered: 34 Skipped: 94

### Q12 Would you like to join Family Voice Surrey as a member?

Membership is free and we hold your data securely in compliance with legislation. We never share personal information with anyone else without your express permission. We do use anonymised data to provide evidence of the views and experiences of families of children and young people with additional needs, in order to inform and influence decision-makers in the NHS, in Local Government and, where appropriate, in Central Government. The bigger our membership grows, the more representative we are of the views of SEND families and the stronger our influence as a voice for change. If you wish to subscribe, please check the Yes please button and add your contact details. You can unsubscribe at any point. Thank you! #togetherwe are strong #nothing about us without us

Answered: 43 Skipped: 85



ANSWER CHOICES	RESPONSES	
Yes Please	100.00%	43
TOTAL		43