



US00D798091S

(12) **United States Design Patent**
Collette

(10) **Patent No.:** **US D798,091 S**
(45) **Date of Patent:** **** Sep. 26, 2017**

(54) **SHELF DIVIDER FOR DISPLAY OF BAGGED FOOD ITEMS**

(71) Applicant: **Post Consumer Brands, LLC,**
Lakeville, MN (US)

(72) Inventor: **Stephen Robert Collette,** Lakeville,
MN (US)

(73) Assignee: **POST CONSUMER BRANDS, LLC,**
Lakeville, MN (US)

(**) Term: **15 Years**

(21) Appl. No.: **29/560,041**

(22) Filed: **Apr. 1, 2016**

(51) **LOC (10) Cl.** **06-06**

(52) **U.S. Cl.**
USPC **D6/706**

(58) **Field of Classification Search**
USPC D6/705.2, 705.7, 706, 682.4, 678.2
CPC A47B 57/58; A47B 96/04; A47F 5/005;
A47F 5/0068
See application file for complete search history.

5,073,428 A * 12/1991 Lancelot A47G 27/0206
428/120
D327,190 S 6/1992 Wear et al.
D333,934 S 3/1993 Ozawa
D369,700 S 5/1996 Sandy
D386,335 S 11/1997 LaFreniere
D458,781 S 6/2002 Cook et al.
D494,394 S 8/2004 Leong-Son et al.
D495,172 S 8/2004 Brownfield et al.
D505,809 S * 6/2005 Cassidy D3/319
D507,915 S 8/2005 Nagel
D511,060 S 11/2005 Linden
D551,294 S * 9/2007 Goudy D19/34.1
D553,384 S 10/2007 Wilenius
D554,912 S 11/2007 Scicluna et al.
D568,645 S * 5/2008 Gore D6/706
D585,215 S 1/2009 Rosenberg
D587,939 S * 3/2009 Schloss D6/705.5
D617,125 S 6/2010 Erickson
D619,393 S * 7/2010 Golias D6/706
D635,379 S 4/2011 Klein et al.

(Continued)

Primary Examiner — Kelley Donnelly

(74) *Attorney, Agent, or Firm* — Thompson Coburn LLP

(57) **CLAIM**

The ornamental design for a shelf divider for display of bagged food items, as shown and described.

DESCRIPTION

FIG. 1 is a perspective view of the design showing the left front and top sides thereof.

FIG. 2 is a front view of the design.

FIG. 3 is a rear view of the design.

FIG. 4 is a left side view of the design.

FIG. 5 is a right side view of the design.

FIG. 6 is a top view of the design; and,

FIG. 7 is a bottom view of the design.

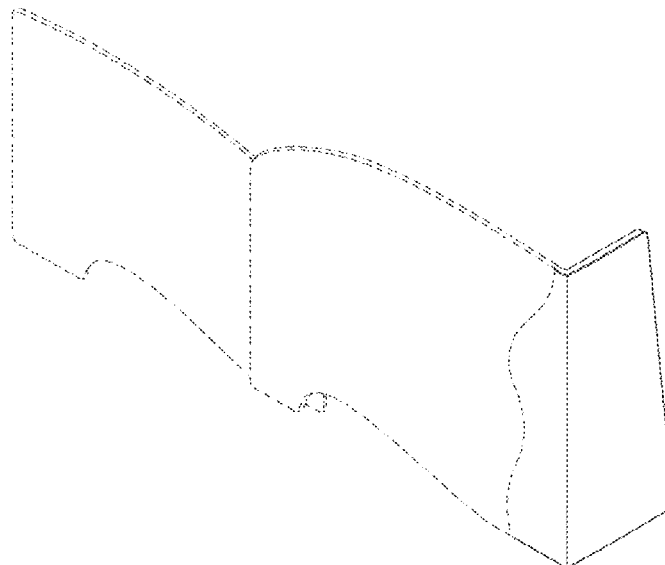
Broken lines in the drawing figures represent environment and do not constitute part of the claimed design.

1 Claim, 3 Drawing Sheets

(56) **References Cited**

U.S. PATENT DOCUMENTS

2,943,742 A 7/1960 Colley
D242,198 S 11/1976 Geisler
4,111,307 A 9/1978 Peggs
D252,436 S * 7/1979 Elliott D6/706
D274,491 S 7/1984 Lietzke
D279,151 S * 6/1985 Weiller D6/706
4,762,235 A 8/1988 Howard et al.
4,765,492 A 8/1988 Howard et al.
D306,670 S * 3/1990 Pfeuger D6/706
D308,394 S * 6/1990 Smith D19/34.1
D311,469 S 10/1990 Miller
D318,769 S 8/1991 Marchiony et al.



(56)

References Cited

U.S. PATENT DOCUMENTS

D661,519	S	6/2012	James et al.	
D690,139	S	9/2013	Trinh et al.	
D699,990	S	2/2014	Martell et al.	
D702,068	S	4/2014	Mitten et al.	
D717,573	S *	11/2014	Fishman	D20/44
D726,463	S *	4/2015	Andersson	D6/706
D730,662	S	6/2015	Trinh et al.	
D760,519	S	7/2016	Le	
D766,023	S	9/2016	Coretti, Jr. et al.	
D773,219	S	12/2016	Clouse et al.	
D779,865	S *	2/2017	Bram	D6/706
D784,746	S *	4/2017	Jackson	D6/706
D784,747	S *	4/2017	Jackson	D6/706
2009/0159763	A1 *	6/2009	Kim	F16M 13/00 248/174

* cited by examiner

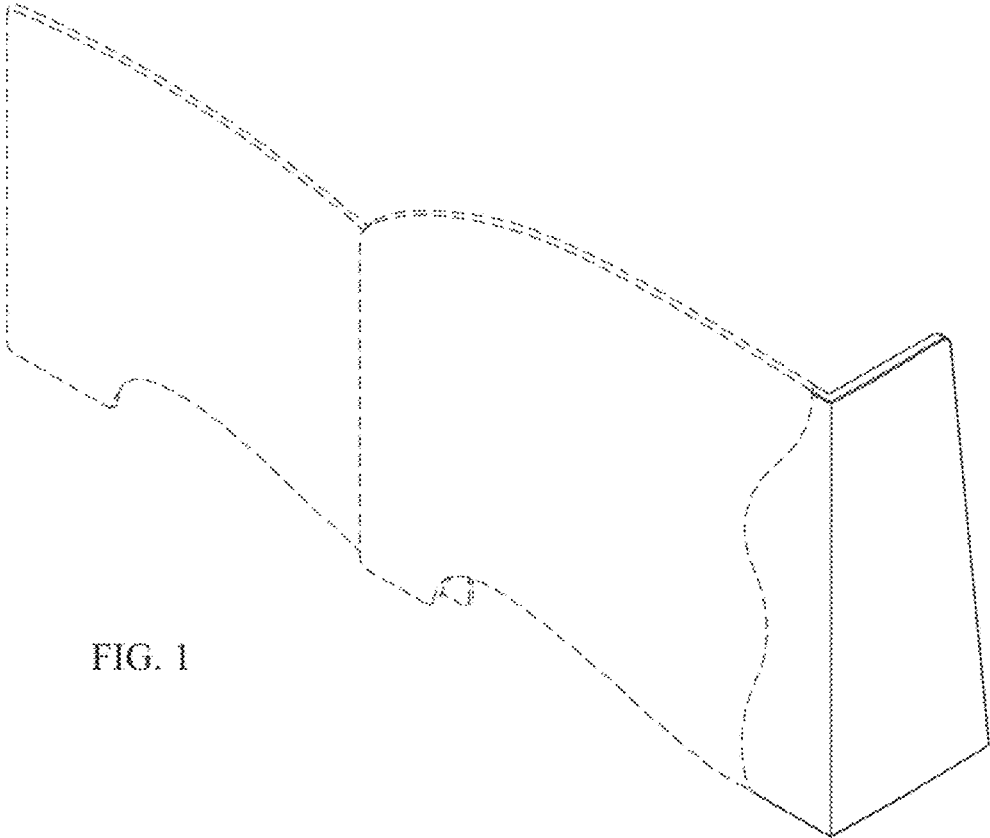


FIG. 1

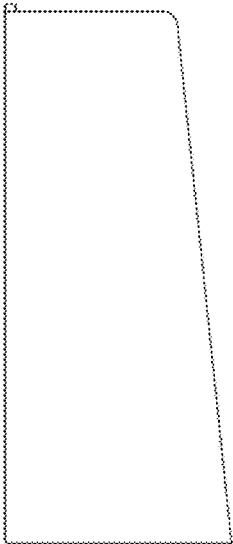


FIG. 2




FIG. 3

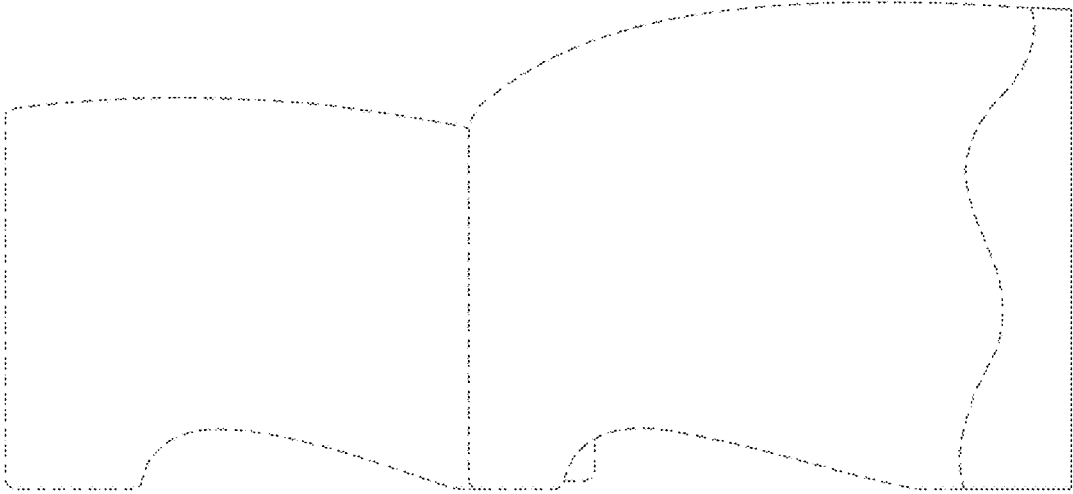


FIG. 4

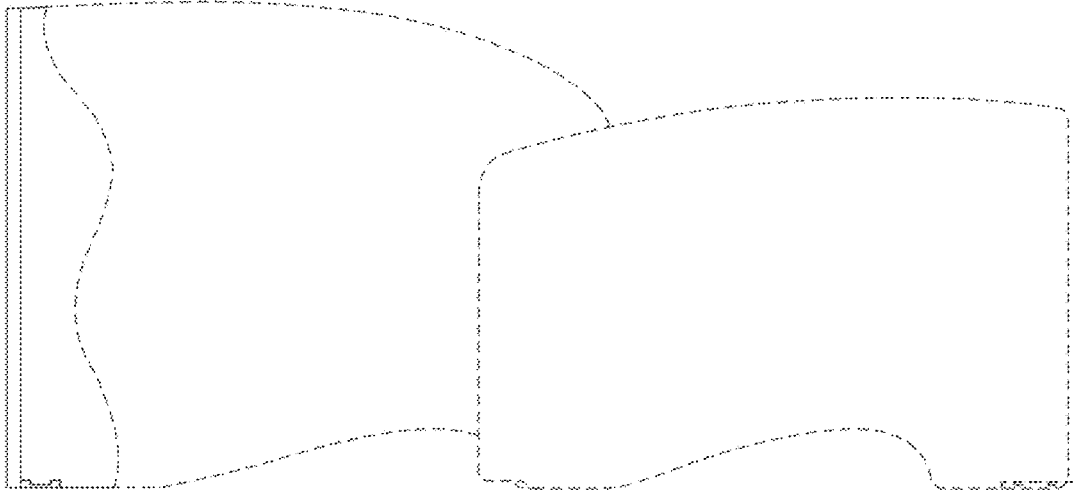


FIG. 5



FIG. 6




FIG. 7