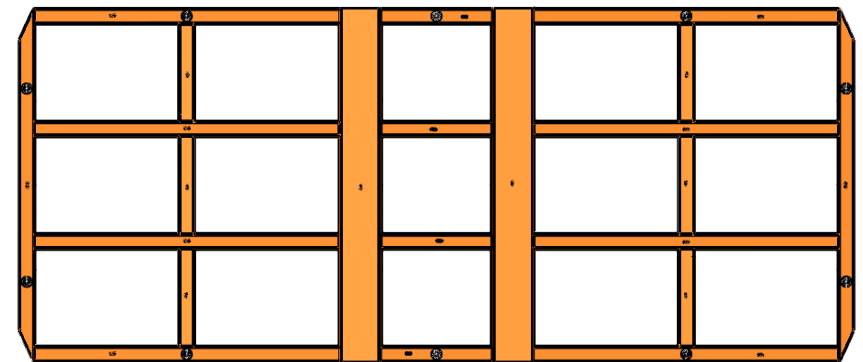
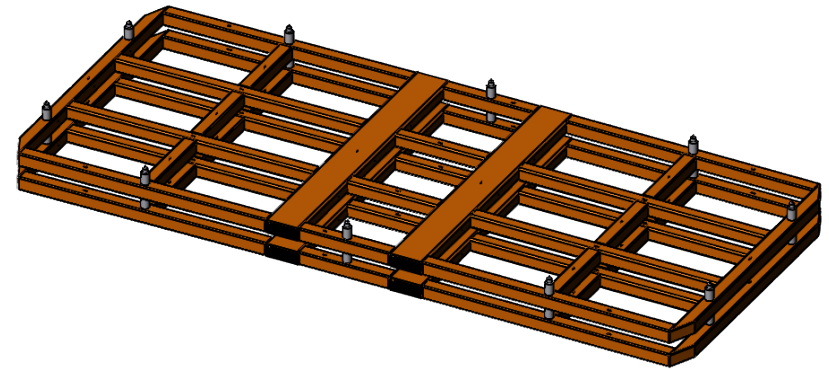
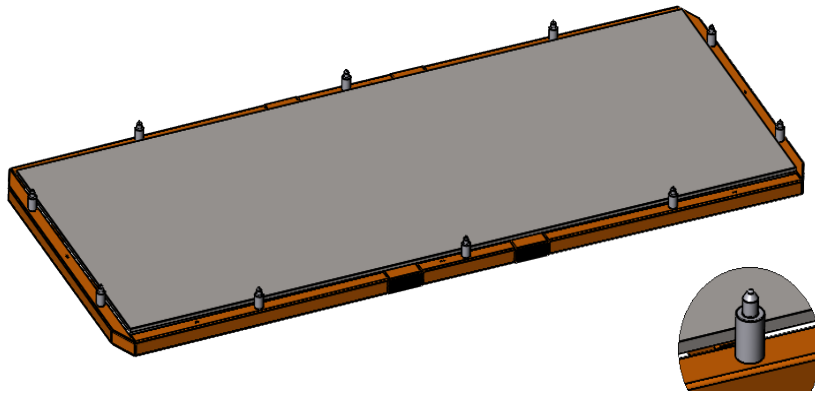


# BIG STEEL RACK PALLET



-Pallets are available in custom and standard sizes

-5000 lb load capacity per pallet

-All pallets have been structurally engineered

-laser cut and robotically welded for optimal structural integrity

-Standard sizes are built for the following material sizes

4x8 4x10 4x12

5x10 5x12 6x12

-All Pallets are 6" larger in each direction

-Pallets are available with and without stackable containment pins

-Custom powder coat colors available.

