Okeene Municipal Hospital Community Health Needs Assessment Summary and Implementation Strategy

MUNICIPAL HOSPITAL & MEDICAL CLINIC

Oklahoma Office of Rural Health

OSU Center for Rural Health

November 2018

This project is/was supported by the Health Resources and Services Administration (HRSA) of the U.S. Department of Health and Human Services (HHS) under grant number H54RH00058 and title: Medicare Rural Hospital Flexibility Grant Program for $568,040, 0% financed with nongovernmental sources. This information or content and conclusions are those of the author and should not be construed as the official position or policy of, nor should any endorsements be inferred by HRSA, HHS or the U.S. Government.

CENTER FOR HEALTH SCIENCES

Table of Contents

Introduction 1
Oklahoma Office of Rural Health Partnership 2
Previous Community Health Needs Assessment- Priorities, Implementation, and Evaluation 2
Okeene Municipal Hospital Medical Services Area Demographics 4
Figure 1. Okeene Municipal Hospital Medical Service Areas 5
Table 1. Population of Okeene Municipal Hospital Medical Service Areas 6
Table 2. Existing Medical Services in the Okeene Municipal Hospital Medical Services Area 7
Table 3. Percent of Total Population by Age Group for Okeene Municipal Hospital Medical Service Areas, Blaine County and Oklahoma 8
Table 4. Percent of Total Population by Race and Ethnicity for Okeene Municipal Hospital Medical Service Areas, Blaine County and Oklahoma 9
Summary of Community Meetings 10
Economic Impact and Community Health Needs Assessment Overview, April 17, 2018 10
Table 5. Okeene Municipal Hospital Medical Service Area Health Sector Impact on Employment and Income, and Retail Sales and Sales Tax 12
Health Data, May 15, 2018 13
Table 6. Health Factors (Overall Rank 31) 14
Table 7. Health Outcomes (Overall Rank 45) 15
Community Survey Methodology and Results, March 16, 2018- June 12, 2018 16
Table 8. Zip Code of Residence 17
Table 10. How satisfied are you with the quality of life in Blaine County? 18
Table 11. Are you able to get medical care and medication when needed? 18
Table 12. Mark your level of agreement with the following statements as they apply in Blaine County 18
Table 13. Mark your level of agreement with the following statements as they apply in Blaine County 19
Table 14. Mark your level of agreement with the following statements as they apply in Blaine County 19
Table 15. What are the 3 things that cause you the most stress? 20
Table 16. What are the 3 most common ways you manage your stress? 21
Table 17. What do you think are the 3 biggest health problems in Blaine County? 22

Table 18. What do you think are the 3 most important factors for a quality of life in a "Healthy Community?" 23
Table 19. Type of Specialist Visits 24
Primary Care Physician Demand Analysis, June 12, 2018 25
Table 20. Primary Care Physician Office Visits Given Usage by Local Residents in the Okeene, Oklahoma Medical Service Area 26
Community Health Needs Implementation Strategy 26
Community Health Needs Assessment Marketing Plan 27
Appendix A- Hospital Services/Community Benefits 28
Appendix B Community Meeting Attendees 30
Appendix C- Meeting 1 Materials, April 17, 2018 32
Appendix D- Meeting 2 Materials, May 15, 2018 35
Appendix E- Survey Form and Meeting 3 Materials, June 12, 2018 37

Introduction

New requirements for nonprofit, 501 (c)(3), hospitals were enacted under the Patient Protection and Affordable Care Act (ACA), passed on March 23, 2010. One of the most significant of the new requirements is the Community Health Needs Assessment (CHNA) that must be conducted during taxable years after March 23, 2012 and submitted with IRS form 990. A CHNA must then be completed every three years following.

While the requirements are fairly new, the IRS has made strides in defining hospitals that must complete the CHNA as well as details of what is expected in the CHNA report to be submitted. At this time the only entities that must complete the CHNA are hospital organizations defined as:

- An organization that operates a State-licensed hospital facility
- Any other organization that the Secretary determines has the provision of hospital care as its principal function or purpose constituting the basis for its exemption under section 501 (c)(3).

The general goal behind the requirement is to gather community input that leads to recommendations on how the local hospital can better meet and serve residents' needs. The community input is typically derived from a community survey and a series of open meetings. Local health data are presented. Community members then identify and prioritize their top health needs.

After listening to community input, the hospital defines an implementation strategy for their specific facility. The implementation strategy is a written plan that addresses each of the health needs identified in the community meetings. To meet Treasury and IRS guidelines an implementation strategy must:

- Describe how the hospital facility plans to meet the health need, or
- Identify the health need as one the hospital facility does not intend to meet and explain why the hospital facility does not intend to meet the health need[1]

After the needs are identified that the hospital can address, the implementation strategy must take into account specific programs, resources, and priorities for that particular facility. This can include existing programs, new programs, or intended collaboration with governmental, nonprofit, or other health care entities within the community.[2]

[1] Internal Revenue Service. 2011. Notice and Requests for Comments Regarding the Community Health Needs Assessment Requirements for Tax-Exempt Hospitals. Internal Revenue Bulletin: 2011-30.
[2] Ibid

The facility must make the recommendations and implementation strategy widely available to community members. The facility must adopt the implementation strategy in that same taxable year.

Oklahoma Office of Rural Health Partnership

The Oklahoma Office of Rural Health makes this program available to all rural facilities in Oklahoma free of charge. The Oklahoma Office of Rural Health works closely with the hospital and community members to develop an economic impact of the local health sector, develop and analyze a local health services survey, and gather and analyze local health data. The community meetings are facilitated by a resource team that includes Corie Kaiser and Lara Brooks of the Oklahoma Office of Rural Health.

After the meetings conclude, the resource team assists the hospital in developing their implementation strategy. After implementation, the resource team will assist in evaluation of the strategies implemented and provide continued assistance with data and resources.

This document discusses the steps taken to conduct a CHNA for Okeene Municipal Hospital in 2018. It begins with a description of the hospital's medical service area, including a demographic analysis, and then summarizes each meeting that took place during the CHNA process. The report concludes by listing the recommendations that came out of the process and presenting the hospital's implementation strategy and marketing plan.

Previous Community Health Needs Assessment- Priorities, Implementation, and Evaluation

Okeene Municipal Hospital worked with the Oklahoma Office of Rural Health in 2014 to complete their first Community Health Needs Assessment. During that time, health concerns were identified by community members and then prioritized by community members in focus group-style meetings. The following identifies each priority, implementation taken, and an evaluation or impact of the implementation.

Priority: Workforce/Continued availability of local physicians

Service implemented: Since the 2014 CHNA, a PA has been added to replace the previous PA, and two primary care physicians have been added.

Priority: Availability of housing

Services implemented: This item is really beyond the scope of services the hospital provides. This is still an active item being explored within the city.

Priority: Availability of healthy, prepared meals after hours

Service implemented: Since the 2014 CHNA, two restaurants have opened in Okeene with evening hours. This concern is also beyond the scope of services the hospital can provide.

Priority: Health and wellness

Service implemented: The hospital implemented an employee wellness program with incentives including wellness exams and assessments. This is now the second year, so comparative data are now available. The aggregate data show improvements in the areas. Currently, nearly 50 percent of the FTE staff participated. The hospital also participates in the OHA wellness initiative as an entire facility.

Priority: Mental health

Service implemented: The hospital has implemented an outpatient geriatric psych program. The hospital also has better access to crisis centers, and these providers do come on site more often to do EODs.

Awareness of Community Outreach

A question was included on the community survey (complete methodology detailed on page 16) to gauge survey respondents' awareness of current community programs offered by the hospital. Survey respondents were asked to list which programs they knew. The most commonly responded programs were Senior Life Solutions and diabetes education and meetings. The table below outlines all programs listed by the survey respondents.

Community Programs Offered by Okeene Municipal Hospital

Response Category	No.	%
Senior Life Solutions	15	28.8%
Diabetes education/Meetings	5	9.6%
Physical therapy/Occupational Therapy	4	7.7%
Relay for Life	3	5.8%
Endoscopy	3	5.8%
CT	3	5.8%
Telemedicine	3	5.8%
MRI	2	3.8%
Ultrasound	2	3.8%
Wellness programs	2	3.8%
Cardiology	2	3.8%
Sleep studies	1	1.9%
X-ray	1	1.9%
Blood bank sponsor	1	1.9%
Physicals for school athletics	1	1.9%
Help for those who cannot afford care	1	1.9%
Overall supports community and surrounding areas	1	1.9%
Speech therapy	1	1.9%
Sign up for air med	1	1.9%
Total	52	100.0%

Okeene Municipal Hospital Medical Services Area Demographics

Figure 1 displays the Okeene Municipal Hospital medical services area. Okeene Municipal Hospital and all area hospitals are delineated in the figure. The surrounding hospitals are identified in the table below by county along with their respective bed count.

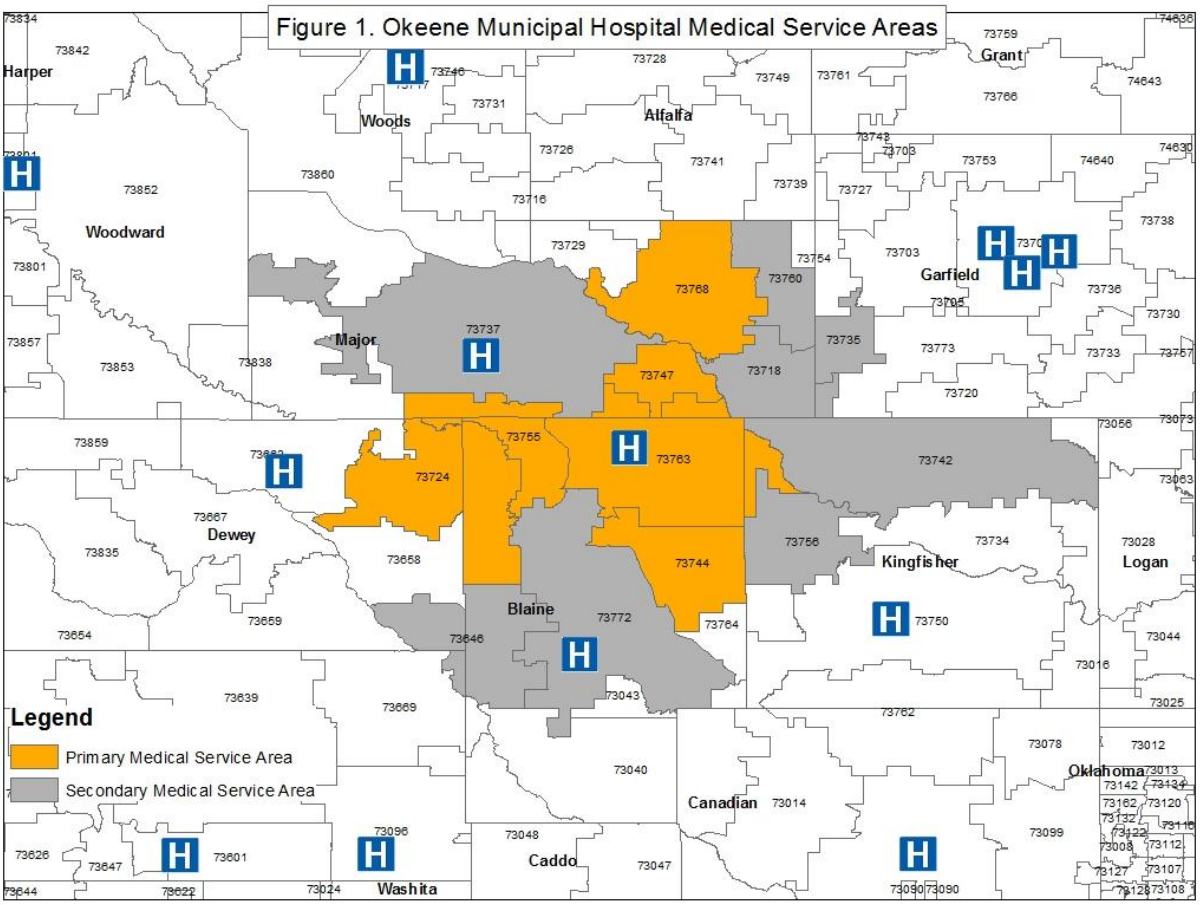

Figure 1. Okeene Municipal Hospital Medical Service Areas

City	County	Hospital	No. of Beds
Okeene	***Blaine***	***Okeene Municipal Hospital***	***17***
Watonga	Blaine	Mercy Hospital Watonga	25
El Reno	Canadian	Mercy Hospital El Reno, Inc.	48
Seiling	Dewey	Seiling Municipal Hospital	18
Clinton	Custer	INTEGRIS Clinton Regional Hospital	56
Weatherford	Custer	Weatherford Regional Hospital	25
Enid	Garfield	INTEGRIS Bass Baptist Health Center	183
Enid	Garfield	INTEGRIS Bass Pavilion	24
Enid	Garfield	St. Mary's Regional Medical Center	229
Kingfisher	Kingfisher	Mercy Hospital Kingfisher	25
Fairview	Major	Fairview Regional Medical Center	25
Alva	Woods	Share Memorial Hospital	25
Woodward	Woodward	Woodward Regional Hospital	87

As delineated in Figure 1, the primary medical service area of Okeene Municipal Hospital includes the zip code area of Okeene, Hitchcock, Longdale, Canton, Isabella, and Ringwood. The primary medical service area experienced a population increase of 2.2 percent from the 2000 Census to the 2010 Census (Table 1). This same service area experienced a population decrease of 3.9 percent from the 2010 Census to the latest available, 2012-2016, American Community Survey.

The secondary medical services area is comprised of the zip codes Meno, Ames, Drummond, Fairview, Fay, Watonga, Loyal, and Hennessey. The secondary medical service area experienced an increase in population of 0.8 percent from 2000 to 2010 followed by a population decrease of 5.7 percent from 2010 to the 2012-2016 American Community Survey.

Table 1. Population of Okeene Municipal Hospital Medical Service Areas

Population by Zip Code		2000 Population	2010 Population	2012-2016 Population	% Change 2000-2010	% Change 2010-12-16
Primary Medical Service Area						
73763	Okeene	1,609	1,623	1,496	0.9%	-7.8%
73744	Hitchcock	378	267	176	-29.4%	-34.1%
73755	Longdale	901	905	772	0.4%	-14.7%
73724	Canton	1,143	1,190	980	4.1%	-17.6%
73747	Isabella	400	285	387	-28.8%	35.8%
73768	Ringwood	1,281	1,568	1,797	22.4%	14.6%
	Total	**5,712**	**5,838**	**5,608**	**2.2%**	**-3.9%**
Secondary Medical Service Area						
73760	Meno	421	470	396	11.6%	-15.7%
73718	Ames	497	501	641	0.8%	27.9%
73735	Drummond	726	684	657	-5.8%	-3.9%
73737	Fairview	3,587	3,367	3,393	-6.1%	0.8%
73646	Fay	448	384	426	-14.3%	10.9%
73772	Watonga	5,992	6,119	4,669	2.1%	-23.7%
73756	Loyal	289	352	270	21.8%	-23.3%
73742	Hennessey	3,617	3,824	4,347	5.7%	13.7%
	Total	**15,577**	**15,701**	**14,799**	**0.8%**	**-5.7%**

SOURCE: Population data from the U.S. Bureau of Census, Decennial Census 2000, 2010 and American Community Survey 2012-2016 (February 2018)

Table 2 displays the current existing medical services in the primary service area of the Okeene Municipal Hospital medical services area. Most of these services would be expected in a community of Okeene's size: dentist, pharmacy, nursing home, EMS providers and an outpatient therapy provider. Okeene Municipal Hospital is a 17 bed critical access facility located in Blaine County, Oklahoma. A few of the services offered by Okeene Municipal Hospital include acute care beds, cardiac monitoring, long term care beds, surgery services, swing bed, laboratory, imaging services, telemedicine, a level 4 emergency. Okeene Municipal Hospital also provides clinic services with specialists including cardiology, gastroenterology, and urology. A complete list of hospital services and community involvement activities can be found in Appendix A.

Table 2. Existing Medical Services in the Okeene Municipal Hospital Medical Services Area

Count	Service
1	Okeene Municipal Hospital and Clinic
1	Dental Office
1	Outpatient Therapy Provider
1	Nursing Home
2	EMS services
1	Pharmacy

In addition to examining the total population trends of the medical service areas, it is important to understand the demographics of those populations. Table 3 displays trends in age groups for the primary and secondary medical service areas as well as Blaine County in comparison to the state of Oklahoma. Overall, the over 65 age group has experienced an increase in population across all geographies from the 2010 Census to the latest, 2012-2016 American Community Survey. This cohort accounted for 14.5 percent of the total population at the state level. In terms of the medical service areas, this age group accounted for 19.1 percent of the primary medical service area, 16.6 percent of the secondary medical service area, and 18.1 percent of the population of Blaine County. The 45-64 age group accounts for the largest share of the population in the primary medical service area (25.5%) and Blaine County (27.8%). This is compared to the state share of 24.9 percent of the total population.

Table 3. Percent of Total Population by Age Group for Okeene Municipal Hospital Medical Service Areas, Blaine County and Oklahoma

Age Groups	Primary Medical Service Area	Secondary Medical Service Area	Blaine County	Oklahoma
2010 Census				
0-14	20.7%	18.6%	18.0%	20.7%
15-19	7.1%	5.7%	5.7%	7.1%
20-24	4.5%	6.9%	7.0%	7.2%
25-44	21.9%	28.8%	30.5%	25.8%
45-64	27.8%	25.1%	24.4%	25.7%
65+	17.9%	14.8%	14.4%	13.5%
Totals	100.0%	100.0%	100.0%	100.0%
Total Population	5,838	15,701	11,943	3,751,351
12-16 ACS				
0-14	24.1%	20.2%	19.6%	20.6%
15-19	6.8%	5.8%	4.4%	6.7%
20-24	5.3%	3.9%	4.7%	7.3%
25-44	19.3%	26.9%	25.4%	26.0%
45-64	25.5%	26.5%	27.8%	24.9%
65+	19.1%	16.6%	18.1%	14.5%
Totals	100.0%	100.0%	100.0%	100.0%
Total Population	5,608	14,799	9,777	3,875,589

SOURCE: U.S. Census Bureau, Decennial Census data for 2010 and American Community Survey data for 2012-2016 (www.census.gov [March 2018]).

Changes in racial and ethnic groups can impact the delivery of healthcare services, largely due to language barriers and dramatically different prevalence rates for specific diseases, such as diabetes. A noticeable trend in Oklahoma is the growth in the Hispanic origin population. In 2010, those of Hispanic origin accounted for 8.9 percent of the total state population. The latest American Community Survey data of 2012-2016 suggest that this population group has experienced an increase to 9.8 percent of the total population. This trend is

evident in Blaine County and both medical service areas. The share of the population identified as of Hispanic Origin accounted for 13.3 percent of the primary medical service area's population in 2012-2016 and 16.3 percent of the secondary medical service area during the same time period. The Hispanic Origin population accounted for 9.6 percent of the total population from 2012-2016 in Blaine County. It must be noted that the data shows a decline in the Hispanic Origin population in the primary and secondary medical service areas.

Table 4. Percent of Total Population by Race and Ethnicity for Okeene Municipal Hospital Medical Service Areas, Blaine County and Oklahoma

Race/Ethnic Groups	Primary Medical Service Area	Secondary Medical Service Area	Blaine County	Oklahoma
2010 Census				
White	84.8%	83.2%	79.7%	72.2%
Black	0.3%	2.3%	2.6%	7.4%
Native American [1]	6.4%	3.6%	8.0%	8.6%
Other [2]	5.5%	7.7%	5.9%	5.9%
Two or more Races [3]	3.1%	3.3%	3.8%	5.9%
Hispanic Origin [4]	10.6%	23.4%	24.1%	8.9%
Total Population	5,838	15,701	11,943	3,751,351
12-16 ACS				
White	86.9%	79.7%	77.9%	72.9%
Black	0.1%	3.4%	5.2%	7.3%
Native American [1]	3.2%	3.3%	5.4%	7.3%
Other [2]	6.0%	10.0%	5.4%	8.7%
Two or more Races [3]	3.8%	3.4%	6.1%	7.7%
Hispanic Origin [4]	13.3%	16.3%	9.6%	9.8%
Total Population	5,608	14,799	9,777	3,875,589

SOURCE: U.S. Census Bureau, Decennial Census data for 2010 and American Community Survey data for 2012-2016 (www.census.gov [March 2018]).

Summary of Community Meetings

Okeene Municipal Hospital hosted three community meetings between April 17, 2018 and June 12, 2018. The Oklahoma Office of Rural Health facilitated these meetings. These community meetings were held during the same time period as community meetings in Okeene. Each community held and hosted their own meetings with the plan of coming together to discuss commonalities that span across the county. Summaries of the information presented at each meeting are included below in chronological order.

Community members in attendance at these meetings included:

- Okeene Municipal Hospital representatives
- Blaine County Health Department
- Local business owners
- Chamber of Commerce

Average attendance at the community meetings was 15-20 community members. The hospital worked in conjunction with the board to develop an invitee list of individuals. Hospital representatives emailed, called, and personally invited individuals in the community. The hospital tried to invite anyone who wanted to attend within the community. The hospital made significant efforts to reach a diverse and representative population of the medical service area and patients served including low income and racially diverse populations. Representatives from the public health sector were included to provide insight into what they see from a public health and the underserved population perspective of community needs.

Economic Impact and Community Health Needs Assessment Overview, April 17, 2018

A meeting was held to discuss the economic impact of the health sector and explain the process and need for the Community Health Needs Assessment. The economic impact of the health sector was reviewed at this meeting (and is summarized below).

Table 5 below summarizes the overall economic impact of the health sector on the Blaine County, Oklahoma economy. A form requesting information was sent to all health care providers in the medical service area. Local providers were asked to share their employment levels and of those employees how many were physicians/optometrists/dentists/pharmacists/etc. When available, payroll information was also collected from the establishments. When payroll information was not available, payroll was estimated using state level averages from the Bureau of Labor Statistics.

The health sector in the Okeene Municipal Hospital medical service area employs 131 FTE individuals. After applying a county-specific employment multiplier to each respective sector, there is a total employment impact of 165 FTE employees. The same methodology is applied to income. The local health sector has a direct income impact of over $6.2 million. When the appropriate income multiplier is applied, the total income impact is over $7.5 million.

The last two columns examine the impact this has on the retail sector of the local community. Recent data suggest that just 29.5% of personal income in Blaine County will be spent on taxable goods and services locally. Therefore, if we just examine the impact made on retail from those employed in the health sector, this would account for over $8 million spent locally, generating $22,248 on a 1% tax. A copy of the meeting materials that were distributed can be found in Appendix C.

At the conclusion of the meeting, community members were asked to identify their top health concerns based on the demographic information presented and their local expertise. The following concerns were identified:

- Having a black hole between acute care and long term care- no assisted living, only two nursing home
- Paramedic level EMS coverage- Okeene hired a paramedic, that level is needed when staff member is off shift
- Grow local workforce- all industries
- Mental health care (2)- Senior Life within hospital (nothing outpatient available for adults or children)- Previously had telepsych- working to have telepsych assessment in ED- When patient needs a bed Clinton and St. Mary's in Enid are the closest and most reliable, Red Rock has mobile crisis unit where they will send a representative to the facility
- Support groups for parents with children with special needs or family members with mental health needs
- Childcare- 2 daycares (home based), only 1 will take DHS assistance (others are private pay only)
- Need for after hours care and/or urgent care
- Large over 65 population- need for help to stay independent as long as possible, services and resources for residents
- Wellness opportunities, walking paths, combat childhood obesity including prevention

Table 5. Okeene Municipal Hospital Medical Service Area Health Sector Impact on Employment and Income, and Retail Sales and Sales Tax

	Employment			Income			Retail	1 Cent
Health Sectors	Direct	Multiplier	Impact	Direct	Multiplier	Impact	Sales	Sales Tax
Hospitals	70	1.35	94	$3,454,411	1.20	$4,134,166	$1,219,579	$12,196
Physicians, Dentists & Other Medical Professionals & Nursing Homes	49	1.17	57	$1,961,017	1.15	$2,250,334	$663,849	$6,638
Other Medical & Health Services & Pharmacies	12	1.18	15	$841,430	1.38	$1,157,309	$341,406	$3,414
Total	**131**		**165**	**$6,256,857**		**$7,541,810**	**$2,224,834**	**$22,248**

SOURCE: 2016 IMPLAN database, Minnesota IMPLAN Group, Inc.; Local data for employment, employee compensation and proprietor's income; income estimated based on state average incomes if local data not available; employment data from local survey.

* Based on the ratio between Oklahoma taxable sales and income (29.5%) – from 2017 Sales Tax Data and 2016 Personal Income Estimates from the Bureau of Economic Analysis.

Health Data, May 15, 2018

A community meeting was held May 15, 2018, to examine various sources of local health data. Various sources of health data were examined including data from the County Health Rankings and Roadmaps Program through the University of Wisconsin Population Health Institute, and the Robert Woods Johnson Foundation. The County Health Rankings program evaluates and ranks counties based on two distinct areas: Health Factors and Health Outcomes. Along with these two areas counties receive an overall rank within their state; therefore 1=best and 77=worst.

Health factors, considered tomorrow's health, are comprised of health behaviors (rank: 42), clinical care (rank: 33), social and economic factors (rank: 28), and physical environment (rank: 31). Blaine County's overall health factors rank is 31. This suggests, in general, the health status of Blaine County residents is somewhat comparable to that of neighboring counties. Areas of concern include Blaine County's smoking rate, adult obesity rate, physical inactive rate, and the teen birth rate are all less desirable than the top U.S. performers. Also, the share of uninsured, county population per primary care providers, mammography screemings of the Medicare population, the county share of residents who have education or training beyond a high school diploma, injury deaths, and those who have a long commute that drive alone are areas of concern for Blaine County. All health factors variables are presented in Table 6 along with Blaine County specific data, the top U.S. performers, and the state average. The yellow highlighted categories are the areas identified by the County Health Rankings and Roadmaps as areas to explore (generally where Blaine County ranks very poorly compared to the national benchmark). The green higlighted areas are deemed as areas of strength in Blaine County.

Table 6. Health Factors (Overall Rank 31)

Category (Rank)	Blaine County	Error Margin	Top U.S. Performers	Oklahoma
Health Behaviors (42)				
Adult Smoking	17%	17-18%	14%	20%
Adult Obesity	37%	31-43%	26%	33%
Food Environment Index	6.5		8.6	5.9
Physical Inactivity	36%	30-42%	20%	30%
Access to Exercise Opportunities	60%		91%	74%
Excessive Drinking	13%	13-14%	13%	13%
Alcohol-Impaired Driving Deaths	18%	8-31%	13%	28%
Sexually Transmitted Infections	313		146	542
Teen Birth Rate	63	52-73	15	42
Clinical Care (33)				
Uninsured	17%	15-19%	6%	16%
Primary Care Physicians	3,280:1		1,030:1	1,590:1
Dentists	1,610:1		1,280:1	1,700:1
Mental Health Providers	280:1		330:1	260:1
Preventable Hospital Stays	63	42-71	35	60
Diabetic Monitoring	77%	65-88%	91%	78%
Mammography Screening	54%	41-67%	71%	56%
Social & Economic Factors (28)				
High School Graduation			95%	83%
Some College	47%	39-54%	72%	59%
Unemployment	3.8%		3.2%	4.9%
Children in Poverty	27%	19-34%	12%	23%
Income Inequality	4.7	3.9-5.6	3.7	4.6
Children in Single-Parent Household	31%	22-41%	20%	34%
Social Associations	28.5		22.1	11.5
Violent Crime Rate	211		62	439
Injury Deaths	106	79-140	55	92
Physical Environment (31)				
Air-Pollution- Particulate Matter	8.3		6.7	9.2
Drinking Water Violations	Yes			
Severe Housing Problems	11%	7-15%	9%	15%
Driving Alone to Work	87%	86-88%	72%	83%
Long Commute- Driving Alone	18%	14-22%	15%	26%

Source: County Health Rankings & Roadmaps; University of Wisconsin Population Health Institute; Robert Wood Johnson Foundation

The following figure depicts each county's rank by shade. Blaine County's ranking is comparable to Dewey and Custer Counties and is more favorable than Caddo County. Blaine County is less favorable than Major and Kingfisher Counties.

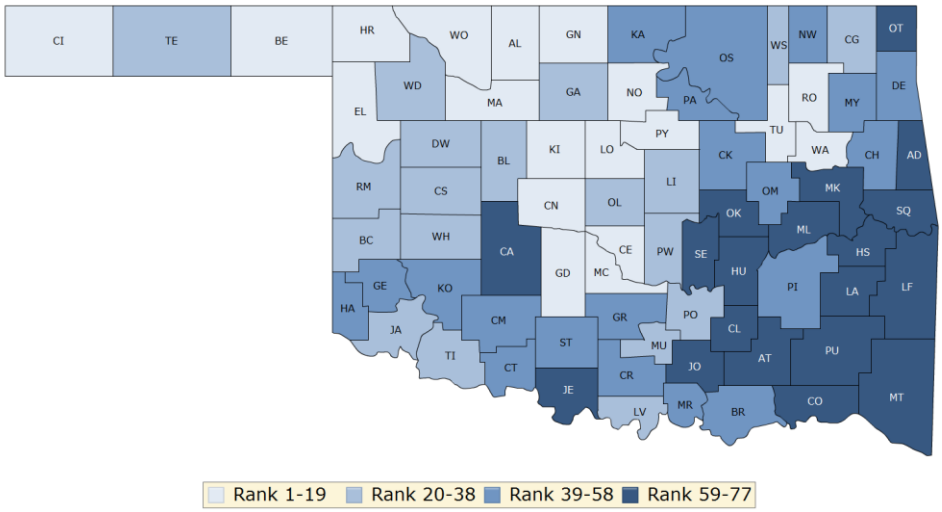

In terms of health outcomes, considered, today's health, Blaine County's ranking is 45th in the state. Health outcomes are comprised of two areas: length of life and quality of life. The variables for each of these sections are presented in Table 7.

Table 7. Health Outcomes (Overall Rank 45)

Category (Rank)	Blaine County	Error Margin	Top U.S. Performers	Oklahoma
Length of Life (52)				
Premature Death	11,200	8,700-13,600	5,300	9,300
Quality of Life (39)				
Poor or Fair Health	19%	19-20%	12%	20%
Poor Physical Health Days	4.3	4.2-4.5	3.0	4.5
Poor Mental Health Days	4.5	4.3-4.7	3.1	4.5
Low Birth Weight	8%	7-10%	6%	8%

Source: County Health Rankings & Roadmaps; University of Wisconsin Population Health Institute; Robert Wood Johnson Foundation

The following figure shows county health outcomes rankings by shades. Blaine County's ranking is comparable to Dewey County and more favorable than Caddo County. Blaine County lags Major and Kingfisher Counties. All meeting materials distributed at this meeting can be found in Appendix D.

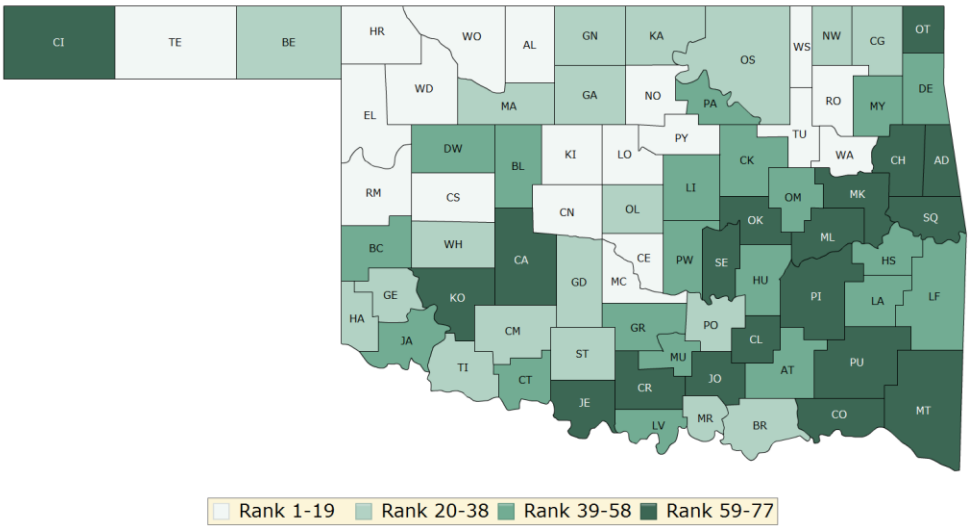

At the conclusion of the meeting, community members were once asked to identify what health concerns stand out in the data the presented and their local expertise. The health concerns identified include:

- Childcare (2)- It was further discussed that a childcare facility could be going into the previous soil conservation office
- Grow local workforce
    - The need for tracking of high school graduates. Where do they go? College, training, work. There currently isn't a format that is compiled and readily available.

Community Survey Methodology and Results, March 16, 2018- June 12, 2018

A survey was designed to capture three needs through one form. The survey included themes and strengths questions specific to Blaine County to meet the needs of the Blaine County Health Department. Questions were also included to gauge hospital usage, satisfaction and community needs for both Okeene Municipal Hospital and Mercy Hospital Watonga. The survey was first made available March 16, 2018 and closed on May 17, 2018. The survey was made available at the first community meeting and was distributed through the community via a link on social media, including an ad in the newspaper. The hospital placed hard copy surveys at the clinic, grocery store, and various places around town. Three entities (Okeene Municipal

Hospital, Mercy Hospital Watonga, and Blaine County Health Department) shared responsibility in distributing the survey. A copy of the survey form and results can be found in Appendix E. Community members were asked to return their completed surveys to Okeene Municipal Hospital, Mercy Hospital Watonga, or Blaine County Health Department.

A total of 282 survey responses were received from Blaine County. The survey results were presented at the May 31, 2018, community meeting.

Table 8 below shows the survey respondent representation by zip code. The largest share of respondents was from the Watonga (73772) zip code with 117 responses. Okeene followed with 82 responses or 29.1 percent.

Table 8. Zip Code of Residence

Response Category	No.	%
73772- Watonga	117	41.5%
73763- Okeene	82	29.1%
73744- Hitchcock	6	2.1%
73724- Canton	6	2.1%
73646- Fay	5	1.8%
73773- Waukomis	3	1.1%
73747- Isabella	3	1.1%
73040- Geary	3	1.1%
73750- Kingfisher	2	0.7%
73737- Fairview	2	0.7%
73768- Ringwood	1	0.4%
73770- Southard	1	0.4%
73755- Longdale	1	0.4%
73764- Omega	1	0.4%
No response	49	17.4%
Total	282	100.0%

The survey focused on several health topics of interest to the community. Highlights of the results include:

Overview of Health in Blaine County

Tables 9-11 gauge survey respondents' rating of the health of their community, quality of life in Blaine County, and if they are able to get medical care and medication when needed.

Table 9. How healthy would you rate your community?

Response Category	No.	%
Healthy	38	13.5%
Neutral	141	50.0%
Unhealthy	101	35.8%
No response	2	0.7%
Total	282	100.0%

Table 10. How satisfied are you with the quality of life in Blaine County?

Response Category	No.	%
Satisfied	117	41.5%
Neutral	103	36.5%
Dissatisfied	60	21.3%
No response	2	0.7%
Total	282	100.0%

Table 11. Are you able to get medical care and medication when needed?

Response Category	Yes	%	No	%	No Response
General medical care	255	90.4%	15	5.3%	12
Teeth	228	80.9%	40	14.2%	14
Eyes	29	10.3%	55	19.5%	18
Mental health services	91	32.3%	144	51.1%	47
Medication	255	90.4%	15	5.3%	12

Tables 12-14 ask the survey respondent if they agree or disagree with a series of questions related to the health and quality of life in Blaine County.

Table 12. Mark your level of agreement with the following statements as they apply in Blaine County

Response Category	Agree No.	Agree %	Disagree No.	Disagree %
There are jobs available in the community	162	57.4%	93	33.0%
There are opportunities for advancement	100	35.5%	150	53.2%
Jobs pay enough to live on	88	31.2%	161	57.1%
I have access to fresh fruits and vegetables	221	78.4%	32	11.3%

Table 13. Mark your level of agreement with the following statements as they apply in Blaine County

Response Category	Agree No.	Agree %	Disagree No.	Disagree %
The community is a safe place to live	201	71.3%	51	18.1%
Neighbors know, trust, and look out for one another	203	72.0%	47	16.7%
There are support networks for individuals and families (For example, church or family readiness group)	216	76.6%	33	11.7%

Table 14. Mark your level of agreement with the following statements as they apply in Blaine County

Response Category	Agree No.	Agree %	Disagree No.	Disagree %
Community is a good place to raise children	193	68.4%	49	17.4%
There are opportunities for children to be active	173	61.3%	73	25.9%
There is access to safe and affordable child care	111	39.4%	125	44.3%
I am satisfied with the school system	164	58.2%	73	25.9%
There are networks to support parents	107	37.9%	126	44.7%
This is a community to grow old in	171	60.6%	72	25.5%
There are opportunities for older adults to be active	123	43.6%	117	41.5%
There are services for older adults	131	46.5%	106	37.6%
There are networks of support for the elderly living alone	92	32.6%	141	50.0%

Tables 15-18 ask survey respondents to select their top three options in the areas of: causes of stress, manage stress, and biggest health problems and the top three qualities of a “Healthy Community.”

Table 15. What are the 3 things that cause you the most stress?

Response Category	No.	%
Money/Finances	143	21.6%
Work/Job	109	16.5%
Family Responsibilities	82	12.4%
Mental or Physical Health Conditions	55	8.3%
Major Life Event	53	8.0%
Parenting/Children	50	7.6%
Relationship Difficulties (Friends, Spouse, etc.)	36	5.4%
Lack of safety/Crime	30	4.5%
Substance Abuse	27	4.1%
School	19	2.9%
Poor or Unstable Housing	14	2.1%
Unemployment	13	2.0%
Discrimination	13	2.0%
Lack of transportation	6	0.9%
Abuse	4	0.6%
Complications of getting older	2	0.3%
Nursing/Assisted living	1	0.2%
Lack of volunteers in school system and community	1	0.2%
Lack of things for kids to do after school	1	0.2%
Lack of new businesses	1	0.2%
Caring for an aging parent	1	0.2%
Resources for families caring for those with disabilities	1	0.2%
Total	662	100%

Table 16. What are the 3 most common ways you manage your stress?

Response Category	No.	%
Spend time with friends and family	107	16.0%
Exercise, walk or go for a bike ride	103	15.4%
Pray or go to church	88	13.2%
Watch television or movies	87	13.0%
Clean or do chores	51	7.6%
Listen to music	39	5.8%
Spend time doing a hobby	33	4.9%
Nap	28	4.2%
Go for a drive	26	3.9%
Eat	23	3.4%
Nothing	17	2.5%
Drink alcohol	15	2.2%
Play video game or surf the internet	11	1.6%
Meditation or yoga	9	1.3%
Smoke/Vape/Dip/Chew	8	1.2%
Get a massage or spa treatment	7	1.0%
Shop	6	0.9%
Gamble	3	0.4%
Play sports	1	0.1%
See a mental health professional	1	0.1%
Work	1	0.1%
Gardening	1	0.1%
Camping with family	1	0.1%
Read bible	1	0.1%
Internalize	1	0.1%
Total	668	100%

Table 17. What do you think are the 3 biggest health problems in Blaine County?

Response Category	No.	%
Cancers	109	15.2%
Poverty	92	12.8%
Obesity	86	12.0%
Mental health problems	73	10.2%
Aging problems (arthritis, hearing loss, etc.)	56	7.8%
Diabetes	52	7.3%
Heart disease and stroke	51	7.1%
Housing that is adequate, safe and affordable	47	6.6%
Child abuse/Neglect	34	4.7%
High blood pressure	32	4.5%
Drug abuse/Illegal drugs/Addiction/Meth use	31	4.3%
Teenage pregnancy	20	2.8%
Respirations/Lung disease	11	1.5%
Dental problems	6	0.8%
Rape/Sexual assault	3	0.4%
Suicide	3	0.4%
Quality of water	2	0.3%
Sexually transmitted diseases/infections (STD/STI)	2	0.3%
Infectious disease (hepatitis, TB)	1	0.1%
Discrimination	1	0.1%
Law enforcement	1	0.1%
Ambition to improve life	1	0.1%
Need for broad visioning for city	1	0.1%
All of the above	1	0.1%
Total	716	100%

Table 18. What do you think are the 3 most important factors for a quality of life in a "Healthy Community?"

Response Category	No.	%
Good jobs and healthy economy	172	23.8%
Access to healthcare (ex. Family doctor)	118	16.3%
Healthy behaviors and lifestyles	93	12.9%
Good schools	64	8.9%
Religious or spiritual values	61	8.4%
Strong family life	48	6.6%
Affordable housing	38	5.3%
Good place to raise children	38	5.3%
Low crime/Safe neighborhoods	32	4.4%
Clean environment	25	3.5%
Parks and recreation	10	1.4%
Arts and cultural events	7	1.0%
Excellent race relations	6	0.8%
Low levels of child abuse	4	0.6%
Low adults death and disease rates	2	0.3%
Lower drug/Meth rates	2	0.3%
Nursing home/Assisted living	1	0.1%
Access to affordable food (fruits and vegetables)	1	0.1%
More education to community	1	0.1%
Total	723	100%

Primary Care Physician Visits

- 41.5% of respondents had used a primary care physician in the Okeene service area during the past 24 months
- 89.4% of those responded being satisfied
- Only 85 respondents or 30.1% believe there are enough primary care physicians practicing in Blaine County
- 79.4% of the respondents would consider seeing a midlevel provider for their healthcare needs
- 77.0% responded they were able to get an appointment with their primary care physician when they needed one

Specialist Visits

Summary highlights include:

- 59.2% of all respondents report some specialist visit in past 24 months
- Most common specialty visited are displayed in Table 19
- 0 specialist visits occurred in Okeene

Table 19. Type of Specialist Visits

Type of Specialist	No.	Percent
Top 5 Responses		
Cardiologist	43	14.4%
(0 visits in Okeene)		
Orthopedist/Orthopedic Surg.	36	12.0%
(0 visits in Okeene)		
OB/GYN	28	9.4%
(0 visits in Okeene)		
Oncologist	26	8.7%
(0 visits in Okeene)		
Urologist	23	7.7%
(0 visits in Okeene)		
All others	143	47.8%
(0 visits in Okeene)		
Total	299	100.0%

Some respondents answered more than once.

Hospital Usage and Satisfaction

Survey highlights include:

- 20.5% of survey respondents that have used hospital services in the past 24 months used services at Okeene Municipal Hospital
    - Mercy Hospital Watonga (41.8%) had the largest share, and Mercy Hospital Oklahoma City (7.9%), and INTEGRIS Baptist Medical Center (4.6%) followed
    - The most common response for using a hospital other than Okeene Municipal Hospital or Mercy Hospital Watonga was availability of specialty care (including surgery and labor and delivery) (39.1%) followed by physician referral/Transfer (37.3%)

- 91.9% of survey respondents were satisfied with the services received at Okeene Municipal Hospital
    - This is above the state average for other hospitals (86.5%)
- Most common services used at Okeene Municipal Hospital:
    - Laboratory (26.8%)
    - Diagnostic Imaging (19.2%)
    - Physician services (17.2%)

Primary Care Physician Demand Analysis, June 12, 2018

A demand analysis of primary care physicians was completed for the zip codes that comprise the Watonga primary and secondary medical services areas. This analysis examined average primary care physician visit rates by gender and by age groups. Once age- and gender-specific coefficients were applied, total primary care physician visit numbers were calculated by service area. Table 12 displays potential primary care physician rates by shares of service area. For example, if 90% of residents in the primary medical services area and 10% of residents in the secondary medical services area utilize services of primary care physicians in the Okeene medical services area, a total of 11,263 annual visits would occur. This would suggest that the Okeene medical services area would need 2.7 FTE primary care physicians to meet the needs of their existing population. Table 20 displays the estimated number of visits by share of medical services area.

Table 20. Primary Care Physician Office Visits Given Usage by Local Residents in the Okeene, Oklahoma Medical Service Area

Usage by Residents of Secondary Service Area	Usage by Residents of Primary Service Area						
	70%	75%	80%	85%	90%	95%	100%
5%	8,007	8,482	8,957	9,433	9,908	10,383	10,858
10%	9,363	9,838	10,313	10,788	**11,263**	11,738	12,213
15%	10,718	11,193	11,668	12,143	**12,619**	13,094	13,569
20%	12,074	12,549	13,024	13,499	13,974	14,449	14,924
25%	13,429	13,904	14,379	14,854	15,330	15,805	16,280
30%	14,785	15,260	15,735	16,210	16,685	17,160	17,635
35%	16,140	16,615	17,090	17,565	18,040	18,516	18,991
40%	17,495	17,971	18,446	18,921	19,396	19,871	20,346
45%	18,851	19,326	19,801	20,276	20,751	21,227	21,702
50%	20,206	20,682	21,157	21,632	22,107	22,582	23,057

If 90% primary medical service area and 10 to 15% secondary medical service area, then the usage would be: 11,263 to 12,619 total primary care physician office visits in the Okeene area for an estimated 2.7 to 3.0 Total Primary Care Physicians.

(Based on 83.7 average weekly primary care physician visits with a 50 week year)

At the conclusion of the meeting, community members were asked if they would like to add any concerns to the running list. Next, community members then identified their top concerns. The following priorities were identified:

- Affordable childcare- Youth are much busier today than in previous years, and this impacts local families
    - Also, if childcare was more affordable, more people could be in the workforce and not have to choose between staying at home vs. paying for childcare
    - Increased age and regulations for youth to work part time (CNAs)
- Mental health- Outpatient services and inpatient beds, all of the needs related to mental health, ED patients needing services, previously had telemental health- currently searching for another provider, difficulty keeping consistent care
- Poverty
- Transient population utilizing services- oilfield companies, oilfield employees, this impacts affordable housing, trailer parks pop up as needed

Community Health Needs Implementation Strategy

The following lists the concerns along with steps the hospital and community plan to take to remedy the situation.

- Affordable childcare- This item is beyond the scope of services the hospital can provide. However, there is a new childcare center in town that is already at capacity.
- Mental health- The hospital will continue to work with St. Anthony to start to offer telepsych. The hospital will continue to partner with St. Mary's as a location for inpatient beds. There is a psychiatrist in Enid that provides inpatient and outpatient services which is helping alleviate burdens in the ED.
    - It has been noticed that there has been an increase in utilization of illicit drugs and their side effects. The closest substance abuse treatment facilities are in Cushing, Oklahoma City, and Woodward. Support groups such as AA and NA meet in Watonga and Isabella.
- Poverty- There is a local food pantry, thrift store provided by the local Catholic church. The local ministerial alliance is very nimble to provide a variety assistance to those in need in the community.

Community Health Needs Assessment Marketing Plan

The hospital will make the Community Health Needs Assessment Summary and Implementation Strategy Plan available upon request at Okeene Municipal Hospital, and a copy will be available to be downloaded from the hospital's website (https://www.okeenehospital.com). This document will also be available on the OSU Center for Rural Health blog site: (http://osururalhealth.blogspot.com/p/chna.html).

Appendix A- Hospital Services/Community Benefits

Okeene Municipal Hospital Medical Services and Community Benefits

Hospital Services

- Acute Care Beds
- Observation
- Telehospitalist to manage all inpatients
- Cardiac Monitoring
- Isolation Room
- Long Term Care Beds
- Medical Swing Bed
- Laboratory
- Mobile Ultrasound
- Mobile MRI
- X-ray
- CT
- EKG
- Telemedicine
- Physical Therapy
- Occupational Therapy
- Speech Pathology
- Level 4 ER
- On call physician 24 hours a day
- Cardiac Care
- Stroke Care -Level 3
- Hemodynamic Care
- Pediatric Emergency Medicine
- Respiratory Emergency Medicine
- Trained ER nurses 24 hours a day
- Specialty Physicians & Services
- Cardiology
- Gastroenterology
- Colonoscopy

- EGD's

Clinics
- Onsite Medical Clinic in Okeene
    - Family Practice with 2 MDs, 2 DOs, 2 PAs

Community Activities & Memberships
- Local Blood Drives with OBI (Oklahoma Blood Institute)
- Scholarship to a local graduate entering into the field of medicine
- Hospital Foundation
- Free Athletics Physicals
- Onsite Flu Vaccinations to local businesses – Mountain Country Foods, Okeene School Employees and Okeene Mill
- Okeene Chamber member

Internal Hospital Activities
- Yearly employee years of service pins & recognition, service milestone gifts
- Employee Potluck
- Employee Thanksgiving Lunch
- Employee Christmas Lunch

Areas of Marketing
- Radio sponsorships for local athletic events
- Website
- Facebook
- Email
- Phone Book
- Newspaper
- Flyers

Appendix B Community Meeting Attendees

Okeene Community Health Needs Assessment
Meeting 1: Demographic and Economic Data and Economic Impact
17-Apr-18

Name	Title	Organization
Andy Fosmire	VP Rural Health	Oklahoma Hospital Association
Shelly Dunham	CEO	Okeene Municipal Hospital
Hayley Grimes	Assistant Editor	Okeene Record
Cherrie Greco	Hospital Board Member	Okeene Municipal Hospital
Kim Kroener	Wellness Coord.	Blaine County Health Dept.
Seasha Schroeder	Asst. Wellness Coord.	Blaine County Health Dept.
Jona Arthur	Resource Coord.	Sooner Success
Rae Dixon	Project Manager	Mountain Country Foods
Kylie Bachmann	Project Manager	Mountain Country Foods
Carrie Luckie	Owner	Wheatland Therapy
Cindy Lamle	HR Manager	Okeene Milling
Phyllis Westfahl	Pres.	Westfahl Insurance Agency
Kurt Bierig	Physician	Okeene Municipal Hospital
Mike Talley	Physician	Okeene Municipal Hospital
Allison Foster	RN, NP Student	Okeene Municipal Hospital
Arlan Newman	Director	Okeene EMS
Linda Hicks	LPN/Drug Room	Okeene Hosptial
Tammi Jantzen	RN/IP	Okeene Municipal Hospital
Amy Williams	PA	Okeene Municipal Hospital
Sharon Bennett	Hsk/Laundry Supervisor	Okeene Municipal Hospital
Tamara Fischer	CNO	Okeene Municipal Hospital
Emily Poe	RN Quality Nurse Manager	Okeene Municipal Hospital
Cathy Poe	RN-Sr Life Solutions	Okeene Municipal Hospital
Barbara Creps	Clinic Office Manager	Okeene Municipal Hospital
Lauren Parrish	HR/Accounting	Okeene Municipal Hospital
Sandra Lamle	CFO/Business Manager	Okeene Municipal Hospital
Mike Buchanan	Board Member	Okeene Municipal Hospital
James Fields	Health Educator	Blaine County Health Dept.
Stacy Lee	Marketing	Okeene Municipal Hospital

Okeene Community Health Needs Assessment
Meeting 2: Health Data
15-May-18

Name	Title	Organization
Shelly Dunham	CEO	Okeene Municipal Hospital
Jona Arthur	Resource Coord.	Sooner Success
Kurt Bierig	Physician	Okeene Municipal Hospital
Emily Poe	RN Quality Nurse Manager	Okeene Municipal Hospital
Tamara Fischer	CNO	Okeene Municipal Hospital
Stacy Lee	Marketing	Okeene Municipal Hospital
Cherrie Greco	Hospital Board Member	Okeene Municipal Hospital
James Fields	Health Educator	Blaine County Health Dept.
Tammi Jantzen	RN/IP	Okeene Municipal Hospital
Cathy Poe	RN-Sr Life Solutions	Okeene Municipal Hospital
Sandra Lamle	CFO/Business Manager	Okeene Municipal Hospital
Melisssa Conrady	Med Tech/Lab Manager	Okeene Municipal Hospital
Lauren Parrish	HR/Accounting	Okeene Municipal Hospital
Cindy Lamle	HR Manager	Okeene Milling
Barbara Creps	Clinic Office Manager	Okeene Hospital Medical Clinic
Marilyn Walton	Clinic Office	Okeene Hospital Medical Clinic

Okeene Community Health Needs Assessment
Meeting 3: Survey Results and Primary Care Physician Demand Analysis
12-Jun-18

Name	Title	Organization
Shelly Dunham	CEO	Okeene Municipal Hospital
Jona Arthur	Resource Coord.	Sooner Success
Stacy Lee	Marketing	Okeene Municipal Hospital
Cherrie Greco	Hospital Board Member	Okeene Municipal Hospital
James Fields	Health Educator	Blaine County Health Dept.
Cathy Poe	RN-Sr Life Solutions	Okeene Municipal Hospital
Sandra Lamle	CFO/Business Manager	Okeene Municipal Hospital
Melisssa Conrady	Med Tech/Lab Manager	Okeene Municipal Hospital
Lauren Parrish	HR/Accounting	Okeene Municipal Hospital
Barbara Creps	Clinic Office Manager	Okeene Hospital Medical Clinic
Amy Williams	PA	Okeene Municipal Hospital
Mike Talley	Physician	Okeene Hospital Medical Clinic
Seasha Schroeder	Asst. Wellness Coord.	Blaine County Health Dept.

Appendix C- Meeting 1 Materials, April 17, 2018

The Economic and Demographic Analysis of the Okeene Municipal Hospital Medical Service Area

As part of the Community Health Needs Assessment

Economic Data

2016 Per Capita Income[1]	$41,818 (18th highest in state)
Employment (Mach 2018, preliminary)[2]	4,807 (7.9% from 2017)
Unemployment (March 2018, preliminary)[2]	103 (-22.0% from 2017)
Unemployment rate (March 2018, preliminary)[2]	2.1% (1st lowest in state)
2016 Poverty rate[3]	17.7% (24th lowest in state)
2016 Child poverty rate[3]	26.6% (23rd lowest in state)
2016 Transfer Payments[1]	$88,420,,000 (21.9% of total personal income, 30th lowest in state)
2016 Medical Benefits as a share of Transfer Payments[1]	44.1% (60th lowest in state)

[1]Bureau of Economic Analysis, Regional Data, 2018, [2] Bureau of Labor Statistics 2016-2017, [3] U.S. Census Bureau, Small Area Income and Poverty, 2018

Education Data

At Least High School Diploma[1]	85.0% (46th highest in state)
Some College[1]	47.0% (43rd highest in state)
At Least Bachelor's Degree[1]	17.0% (42nd highest in state)
2015-2016 Free and Reduced Lunch Eligible[2]	70.5% (48th lowest in state)

[1]U.S. Census Bureau, American Community Survey, 2012-2016, [2]National Center for Education Statistics, 2015-2016.

Payer Source Data

2015 Uninsured Rate (under 65)[1]	16.9% (36th lowest in state)
2015 Uninsured Rate (under 19)[1]	9.5% (52nd lowest in state)
2016 Medicare share of total population[2]	21.8% (51st lowest in state)
2017 Medicaid share of total population[3]	32.0% (53rd lowest in state)

[1] U.S. Census Bureau, Small Area Health Insurance Estimates, 2015, [2] Centers for Medicare & Medicaid Services, Medicare Aged and Disabled by State and County, 2016
, [3] Oklahoma Health Care Authority, Total Enrollment by County, 2017

Population (2012-2016)

Blaine County	9,777 (-18.1% from 2010)
Primary Medical Service Area	5,608 (-3.9% from 2010)
Secondary Medical Service Area	14,799 (-5.7% from 2010)
Oklahoma	3,8775,589 (3.3% from 2010)

U.S. Census Bureau, 2012-2016 American Community Survey 2010 Decennial Census

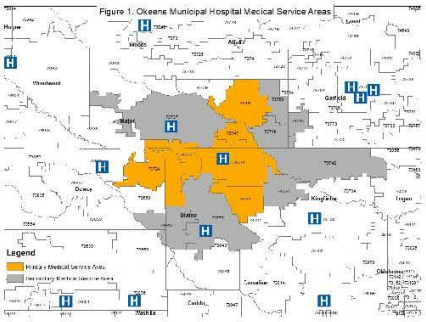

CENTER FOR HEALTH SCIENCES

CENTER FOR HEALTH SCIENCES

Percent of Total Population by Age Group for Okeene Municipal Hospital Medical Service Areas, Blaine County and Oklahoma

Age Groups	Primary Medical Service Area	Secondary Medical Service Area	Blaine County	Oklahoma
12-16 ACS				
0-14	24.1%	20.2%	19.6%	20.6%
15-19	6.8%	5.8%	4.4%	6.7%
20-24	5.3%	3.9%	4.7%	7.3%
25-44	19.3%	26.9%	25.4%	26.0%
45-64	25.5%	26.5%	27.8%	24.9%
65+	19.1%	16.6%	18.1%	14.5%
Totals	100.0%	100.0%	100.0%	100.0%
Total Population	5,608	14,799	9,777	3,875,589

SOURCE: U.S. Census Bureau, 2012-2016 American Community Survey

Percent of Total Population by Race and Ethnicity for Okeene Municipal Medical Service Areas, Blaine County and Oklahoma

Race/Ethnic Groups	Primary Medical Service Area	Secondary Medical Service Area	Blaine County	Oklahoma
12-16 ACS				
White	86.9%	79.7%	77.9%	72.9%
Black	0.1%	3.4%	5.2%	7.3%
Native American [1]	3.2%	3.3%	5.4%	7.3%
Other [2]	6.0%	10.0%	5.4%	8.7%
Two or more Races [3]	3.8%	3.4%	6.1%	7.7%
Hispanic Origin [4]	13.3%	16.3%	9.6%	9.8%
Total Population	5,608	14,799	9,777	3,875,589

SOURCE: U.S. Census Bureau, 2012-2016 American Community Survey

For additional information, please contact:
Lara Brooks, Rural Health Analyst, lara.brooks@okstate.edu
Corie Kaiser, Director, corie.kaiser@okstate.edu
Oklahoma Office of Rural Health
Phone: 405.945.8609

This project is/was supported by the Health Resources and Services Administration (HRSA) of the U.S. Department of Health and Human Services (HHS) under grant number H54RH00058 and title: Medicare Rural Hospital Flexibility Grant Program for $568,040, 0% financed with nongovernmental sources. This information or content and conclusions are those of the author and should not be construed as the official position or policy of, nor should any endorsements be inferred by HRSA, HHS or the U.S. Government.

Okeene Municipal Hospital Economic Impact

Healthcare, especially a hospital, plays a vital role in local economies.

Okeene Municipal Hospital **directly** employs **70** people with an annual payroll of over **$3.45 million** including benefits

- These employees and income create an additional **24** jobs and nearly **$680,000** in income as they interact with other sectors of the local economy
- **Total impacts= 94 jobs and over $4.1 million**

- Other segments of the healthcare sector (Doctors, Nursing homes, Pharmacies, etc.) provide another **61 jobs** and an additional **$2.8 million** in wages
- Their interactions and transactions within the local economy create:
- **Total health sector impacts= 165 jobs and $7.5 million (Including the hospital)**
- Over **$2.2 million** in retail sales generated from the presence of the health sector

Healthcare and Your Local Economy:

- Attracts retirees and families
- Appeals to businesses looking to establish and/or relocate
- High-quality healthcare services and infrastructure foster community development
- Positive impact on retail sales of local economy

Consider what could be lost without the hospital:

- Pharmacies
- Physicians/Specialists
- Potential Retail Sales

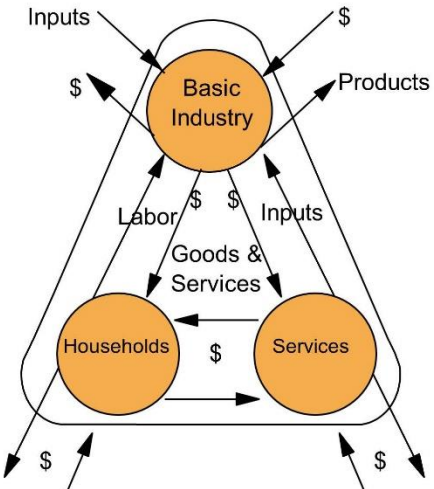

Source: Doeksen, G.A., T. Johnson, and C. Willoughby. 1997. Measuring the Economic Importance of the Health Sector on a Local Economy: A Brief Literature Review and Procedures to Measure Local Impacts

For additional information, please contact:
Lara Brooks, Rural Health Analyst, lara.brooks@okstate.edu
Corie Kaiser, Director, corie.kaiser@okstate.edu
Oklahoma Office of Rural Health
Phone: 405.945.8609

CENTER FOR HEALTH SCIENCES

This project is/was supported by the Health Resources and Services Administration (HRSA) of the U.S. Department of Health and Human Services (HHS) under grant number H54RH00058 and title: Medicare Rural Hospital Flexibility Grant Program for $568,040, 0% financed with nongovernmental sources. This information or content and conclusions are those of the author and should not be construed as the official position or policy of, nor should any endorsements be inferred by HRSA, HHS or the U.S. Government.

Health Indicators and Outcomes for Blaine County

As part of the Community Health Needs Assessment

Table 1. Health Factors (Overall Rank 31)

Category (Rank)	Blaine County	Error Margin	Top U.S. Performers	Oklahoma
Health Behaviors (42)				
Adult Smoking	17%	17-18%	14%	20%
Adult Obesity	37%	31-43%	26%	33%
Food Environment Index	6.5		8.6	5.9
Physical Inactivity	36%	30-42%	20%	30%
Access to Exercise Opportunities	60%		91%	74%
Excessive Drinking	13%	13-14%	13%	13%
Alcohol-Impaired Driving Deaths	18%	8-31%	13%	28%
Sexually Transmitted Infections	313		146	542
Teen Birth Rate	63	52-73	15	42
Clinical Care (33)				
Uninsured	17%	15-19%	6%	16%
Primary Care Physicians	3,280:1		1,030:1	1,590:1
Dentists	1,610:1		1,280:1	1,700:1
Mental Health Providers	280:1		330:1	260:1
Preventable Hospital Stays	63	42-71	35	60
Diabetic Monitoring	77%	65-88%	91%	78%
Mammography Screening	54%	41-67%	71%	56%
Social & Economic Factors (28)				
High School Graduation			95%	83%
Some College	47%	39-54%	72%	59%
Unemployment	3.8%		3.2%	4.9%
Children in Poverty	27%	19-34%	12%	23%
Income Inequality	4.7	3.9-5.6	3.7	4.6
Children in Single-Parent Household	31%	22-41%	20%	34%
Social Associations	28.5		22.1	11.5
Violent Crime Rate	211		62	439
Injury Deaths	106	79-140	55	92
Physical Environment (31)				
Air-Pollution- Particulate Matter	8.3		6.7	9.2
Drinking Water Violations	Yes			
Severe Housing Problems	11%	7-15%	9%	15%
Driving Alone to Work	87%	86-88%	72%	83%
Long Commute- Driving Alone	18%	14-22%	15%	26%

Source: County Health Rankings & Roadmaps; University of Wisconsin Population Health Institute; Robert Wood Johnson Foundation

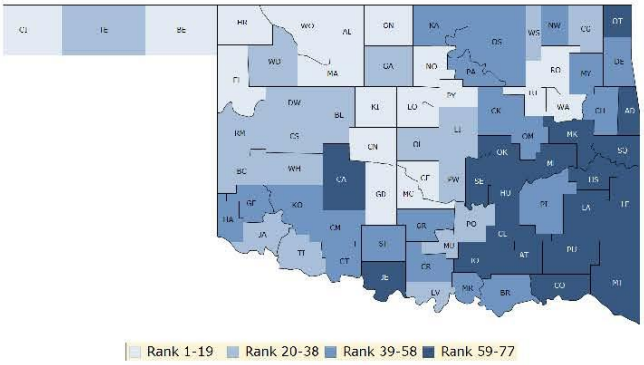

Table 2. Health Outcomes (Overall Rank 45)

Category (Rank)	Blaine County	Error Margin	Top U.S. Performers	Oklahoma
Length of Life (52)				
Premature Death	11,200	8,700-13,600	5,300	9,300
Quality of Life (39)				
Poor or Fair Health	19%	19-20%	12%	20%
Poor Physical Health Days	4.3	4.2-4.5	3.0	4.5
Poor Mental Health Days	4.5	4.3-4.7	3.1	4.5
Low Birth Weight	8%	7-10%	6%	8%

Source: County Health Rankings & Roadmaps; University of Wisconsin Population Health Institute; Robert Wood Johnson Foundation

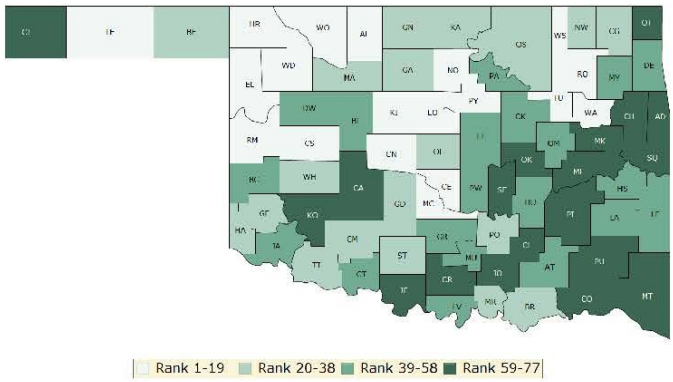

For additional information, please contact
Lara Brooks, Rural Health Analyst, lara.brooks@okstate.edu
Corie Kaiser, Director, corie.kaiser@okstate.edu
Oklahoma Office of Rural Health
Phone: 405.945.8609

This project is/was supported by the Health Resources and Services Administration (HRSA) of the U.S. Department of Health and Human Services (HHS) under grant number H54RH00058 and title: Medicare Rural Hospital Flexibility Grant Program for $568,040, 0% financed with nongovernmental sources. This information or content and conclusions are those of the author and should not be construed as the official position or policy of, nor should any endorsements be inferred by HRSA, HHS or the U.S. Government.

Appendix E- Survey Form and Meeting 3 Materials, June 12, 2018

Blaine County 2018 Themes and Strengths

Please return completed survey by May 17, 2018 to the Blaine County Health Department, Okeene Municipal Hospital, or Mercy Hospital Watonga

This survey is a collaborative effort between Blaine County Health Department, Blaine County Community Health Action Team, Okeene Municipal Hospital, and Mercy Hospital Watonga. The goal of this survey is to identify community healthcare needs and strategize ways to improve the health and overall quality of life of Blaine County residents.

Completion of this survey is voluntary, and all responses will be anonymous.

1. How healthy would you rate your community?
   ☐ Healthy ☐ Neutral ☐ Unhealthy

2. How satisfied are you with the quality of life in Blaine County?
   ☐ Satisfied ☐ Neutral ☐ Dissatisfied

3. Are you able to get medical care and medication when needed?

	Yes	No
General Medical Care	☐	☐
Teeth	☐	☐
Eyes	☐	☐
Mental Health Services	☐	☐
Medication	☐	☐

4. How do you pay for your health care? Mark all that apply
   ☐ Cash (no insurance)
   ☐ Indian Health Services
   ☐ Medicare
   ☐ Insure Oklahoma
   ☐ Free Health Clinic
   ☐ Veteran Administration
   ☐ Medicaid
   ☐ TRICARE
   ☐ Private Health Insurance
   ☐ Employer Provided Health Insurance
   ☐ Obama Care

5. Do you have a primary care physician (family doctor) for most of your routine health care?
   ☐ Yes *(Go to Q7)* ☐ No *(Skip to Q6)* ☐ Don't know *(Skip to Q7)*

6. Why do you not have a primary care (family) physician?

   _____

7. Has your household been to a primary care (family) doctor in the **Okeene** area?
   ☐ Yes *(Go to Q8)* ☐ No *(Skip to Q10)* ☐ Don't know *(Skip to Q10)*

8. How satisfied was your household with the quality of care received in the **Okeene** area?
   ☐ Satisfied ☐ Dissatisfied ☐ Don't know

9. Why were you satisfied/dissatisfied with care received in the **Okeene** area?

   _____

Continue on reverse side...

10. Has your household been to a primary care (family) doctor in the **Watonga** area?
☐ Yes *(Go to Q11)* ☐ No *(Skip to Q13)* ☐ Don't know *(Skip to Q13)*

11. How satisfied was your household with the quality of care received in the **Watonga** area?
☐ Satisfied ☐ Dissatisfied ☐ Don't know

12. Why were you satisfied/dissatisfied with care received in the **Watonga** area?

---

13. Has your household used the services of a hospital in the past 24 months?
☐ Yes *(Go to Q14)* ☐ No *(Skip to Q22)* ☐ Don't know *(Skip to Q22)*

14. At which hospital(s) were services received? (***please check/list all that apply***)
☐ **Okeene Municipal Hospital** ***(Skip to Q16)*** ☐ Other *(Please specify Hospital and City, then go to Q15)*
☐ **Mercy Hospital Watonga** ***(Skip to Q19)***

---

15. If you responded in **Q14** that your household received care at a hospital other than **Okeene Municipal Hospital**, or **Mercy Hospital Watonga**, why did you or your family member choose that hospital? *(Please answer then skip to Q22)*
☐ Physician referral
☐ Closer, more convenient location
☐ Insurance reasons
☐ Quality of care/Lack of confidence
☐ Availability of specialty care
☐ Other *(Please list below)*

---

16. If you responded in **Q14** that your household received care at **Okeene Municipal Hospital,** what hospital service(s) were used?
☐ Diagnostic imaging (X-ray, CT, Ultrasound)
☐ Laboratory
☐ Outpatient services
☐ Physician services
☐ Hospital inpatient
☐ Skilled nursing (swing bed)
☐ Emergency room (ER)
☐ Endoscopy services
☐ Senior Life services
☐ Other *(Please list below)*

---

17. How satisfied was your household with the services you received at **Okeene Municipal Hospital**?
☐ Satisfied ☐ Dissatisfied ☐ Don't know

18. Why were you satisfied/dissatisfied with services received at **Okeene Municipal Hospital**?

Continue on reverse side...

19. If you responded in **Q14** that your household received care at **Mercy Hospital Watonga**, what hospital service(s) were used?

- ☐ Diagnostic imaging (X-ray, CT, Ultrasound)
- ☐ Laboratory
- ☐ Outpatient services
- ☐ Physician services
- ☐ Hospital inpatient
- ☐ Skilled nursing (swing bed)
- ☐ Emergency room (ER)
- ☐ Other *(Please list below)*

_____

_____

20. How satisfied was your household with the services you received at **Mercy Hospital Watonga**?

☐ Satisfied ☐ Dissatisfied ☐ Don't know

21. Why were you satisfied/dissatisfied with services received at **Mercy Hospital Watonga**?

_____

22. Has your household been to a specialist in the past 24 months?

☐ Yes ☐ No *(Skip to Q26)* ☐ Don't know *(Skip to Q26)*

23. What type of specialist has your household been to in the past 24 months and in which city were they located?

Type of Specialist	City

24. Did the specialist request further testing, laboratory work and/or x-rays?

☐ Yes ☐ No ☐ Don't know

25. If yes, in which city were the tests or laboratory work performed?

_____

26. Do you think there are enough primary care (family) doctors practicing in Blaine County?

☐ Yes ☐ No ☐ Don't know

27. Would you consider seeing a nurse practitioner or physician assistant for your routine healthcare needs?

☐ Yes ☐ No ☐ Don't know

28. Are you able to get an appointment with your primary care physician when you need one?

☐ Yes ☐ No ☐ Don't know

Continue on reverse side...

29. What additional health services would you like to see offered at **Okeene Municipal Hospital** or **Mercy Hospital Watonga**?

Okeene Municipal Hospital

Mercy Hospital Watonga

30. Are you aware of any community programs offered by the hospital? Please list any services that you are aware each

Okeene Municipal Hospital

Mercy Hospital Watonga

31. Mark your level of agreement with the following statements as they apply in Blaine County.

	Agree	Disagree
There are jobs available in the community	☐	☐
There are opportunities for advancement	☐	☐
Jobs pay enough to live on	☐	☐
I have access to fresh fruit and vegetables	☐	☐

32. Mark your level of agreement with the following statements as they apply in Blaine County.

	Agree	Disagree
The community is a safe place to live	☐	☐
Neighbors know, trust, and look out for one another	☐	☐
There are support networks for individuals and families (For example, church or family readiness group.)	☐	☐

Continue on reverse side...

33. Mark your level of agreement with the following statements as they apply in Blaine County.

	Agree	Disagree
Community is a good place to raise children	☐	☐
There are opportunities for children to be active	☐	☐
There is access to safe and affordable child care	☐	☐
I am satisfied with the school system	☐	☐
There are networks to support parents	☐	☐
This is a community to grow old in	☐	☐
There are opportunities for older adults to be active	☐	☐
There are services for older adults	☐	☐
There are networks of support for the elderly living alone	☐	☐

34. Are you aware of the following laws?
    - ☐ Oklahoma Child Passenger Safety Law (Car Seat Law)
    - ☐ Social Host Law (Adults can be fined or cited for serving alcohol to minors)

35. What are the 3 things that cause you the most stress? Please mark only 3.

- ☐ Money/Finances
- ☐ Work/Job
- ☐ Family Responsibilities
- ☐ Mental or Physical Health Conditions
- ☐ Parenting/Children
- ☐ Major Life Event
- ☐ Relationship Difficulties (Friends, Spouse, etc.)
- ☐ Unemployment
- ☐ School
- ☐ Discrimination
- ☐ Poor or Unstable Housing
- ☐ Substance Abuse
- ☐ Lack of Transportation
- ☐ Abuse
- ☐ Lack of Safety/Crime
- ☐ Other ***(Please list below)***

_____

Continue on reverse side...

35. What are the 3 most common ways you manage your stress? Please mark only 3.

- ☐ Exercise, walk or go for a bike ride
- ☐ Spend time with family or friends
- ☐ Read
- ☐ Watch television or movies
- ☐ Listen to music
- ☐ Clean or do chores
- ☐ Spend time doing a hobby
- ☐ Pray or go to church
- ☐ Eat
- ☐ Nap
- ☐ Meditation
- ☐ Drink alcohol
- ☐ Go for a drive
- ☐ Play a video game or surf the internet
- ☐ Get a massage or spa treatment
- ☐ Nothing
- ☐ Shop
- ☐ Play sports
- ☐ Smoke/Vape/Dip/Chew
- ☐ See a mental health professional
- ☐ Gamble
- ☐ Other *(Please list below)*

_____

36. What do you think are the 3 biggest health problems in Blaine County? Please mark only 3.

- ☐ Poverty
- ☐ Aging problems (arthritis, hearing loss, etc.)
- ☐ Mental health problems
- ☐ Housing that is adequate, safe and affordable
- ☐ Heart disease and stroke
- ☐ Cancers
- ☐ Domestic violence
- ☐ Child abuse/Neglect
- ☐ Diabetes
- ☐ High blood pressure
- ☐ Dental problems
- ☐ Teenage pregnancy
- ☐ Sexually transmitted diseases/infections (STI/STD)
- ☐ Motor vehicle crash injuries
- ☐ Respiration/Lung disease
- ☐ Rape/Sexual assault
- ☐ Infectious diseases (hepatitis, TB)
- ☐ Suicide
- ☐ Homicide
- ☐ Firearm-Related injuries
- ☐ Infant death
- ☐ HIV/AIDS
- ☐ Obesity
- ☐ Other *(Please list below)*

_____

37. What do you think are the 3 most important factors for a quality of life in a "Healthy Community"? Please mark only 3.

- ☐ Good jobs and healthy economy
- ☐ Access to healthcare (ex. Family doctor)
- ☐ Healthy behaviors and lifestyles
- ☐ Affordable housing
- ☐ Strong family life
- ☐ Low crime/safe neighborhoods
- ☐ Good schools
- ☐ Good place to raise children
- ☐ Clean environment
- ☐ Religious or spiritual values
- ☐ Parks and recreation
- ☐ Arts and cultural events
- ☐ Low adult death and disease rates
- ☐ Excellent race relations
- ☐ Low levels of child abuse
- ☐ Low infant deaths
- ☐ Other *(Please list below)*

_____

Continue on reverse side...

38. What is your zip code? _____

39. What is your gender? _____

40. What ethnic group do you most identify with?

- ☐ African American/Black
- ☐ White/Caucasian
- ☐ Asian/Pacific Islander
- ☐ Hispanic/Latino
- ☐ American Indian/Alaskan Native
- ☐ Other ***(Please list below)***

_____

41. What is the highest level of school that you have completed?

- ☐ Primary school
- ☐ Some high school, but no diploma
- ☐ High school diploma (or GED)
- ☐ Some college, but no degree
- ☐ 2-year college degree
- ☐ 4-year college degree
- ☐ Graduate-level degree
- ☐ None of the above

42. How would you prefer to be notified of community events?
(Please rank your choices with 1=most preferred and 5=least preferred)

___Newspaper ___Email ___Social Media
___Radio ___Website

Primary Care Physician Demand Analysis for the Okeene Medical Service Area

As part of the Community Health Needs Assessment

Table 1. Okeene Municipal Hospital Medical Service Areas

Zip Code	City	2012-2016 ACS Population
Primary Medical Service Area		
73763	Okeene	1,496
73744	Hitchcock	176
73755	Longdale	772
73724	Canton	980
73747	Isabella	387
73768	Ringwood	1,797
		5,608
Secondary Medical Service Area		
73760	Meno	396
73718	Ames	641
73735	Drummond	657
73737	Fairview	3,393
73646	Fay	426
73772	Watonga	4,669
73756	Loyal	270
73742	Hennessey	4,347
	Totals	**14,799**

SOURCE: Population data from the U.S. Bureau of Census 2012-2016 American Community Survey

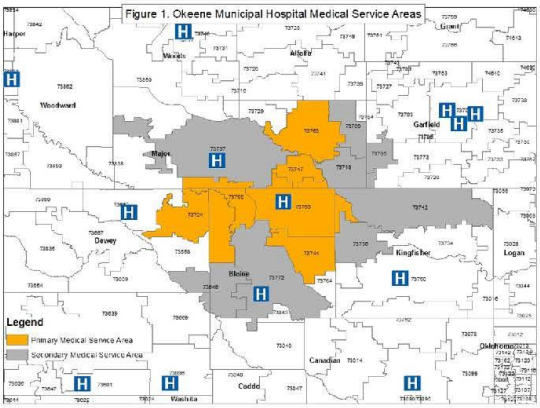

Table 2a. Annual Primary Care Physician Office Visits Generated in the Okeene, Oklahoma, Medical Service Areas

PRIMARY MEDICAL SERVICE AREA							
	Male			Female			
Age	12-16 Population	Visit Rate[3]	Visits	12-16 Population	Visit Rate[3]	Visits	Total Visits
Under 15	752	2.0	1,504	597	2.1	1,254	2,758
15-24	356	2.4	854	322	1.2	386	1,241
25-44	454	3.0	1,362	627	1.3	815	2,177
45-64	635	4.2	2,667	795	3.1	2,465	5,132
65-74	280	6.1	1,708	292	5.6	1,635	3,343
75+	185	7.4	1,369	313	8.0	2,504	3,873
Total	**2,662**		**9,464**	**2,946**		**9,059**	**18,523**
Primary Medical Service Area - Local Primary Care Physician office visits per year: 9,502							

Table 2b. Annual Primary Care Physician Office Visits Generated in the Okeene, Oklahoma, Medical Service Areas

SECONDARY MEDICAL SERVICE AREA							
	Male			Female			
Age	12-16 Population	Visit Rate[3]	Visits	12-16 Population	Visit Rate[3]	Visits	Total Visits
Under 15	1,580	2.0	3,160	1,409	2.1	2,959	6,119
15-24	832	2.4	1,997	606	1.9	1,151	3,148
25-44	2,369	3.0	7,107	1,614	2.9	4,681	11,788
45-64	2,184	4.2	9,173	1,742	3.8	6,620	15,792
65-74	625	6.1	3,813	680	6.0	4,080	7,893
75+	495	7.4	3,663	663	6.7	4,442	8,105
Total	**8,085**		**28,912**	**6,714**		**23,933**	**52,845**
Secondary Medical Service Area - Local Primary Care Physician office visits per year: 27,109							

Source: U. S. Department of Health and Human Services, Centers for Disease Control and Prevention, National Center of Health Statistics, "National Ambulatory Medical Care Survey: 2015 Summary.

Table 3. Primary Care Physician Office Visits Given Usage by Local Residents in the Okeene, Oklahoma Medical Service Area

Usage by Residents of Secondary Service Area	Usage by Residents of Primary Service Area						
	70%	75%	80%	85%	90%	95%	100%
5%	8,007	8,482	8,957	9,433	9,908	10,383	10,858
10%	9,363	9,838	10,313	10,788	**11,263**	11,738	12,213
15%	10,718	11,193	11,668	12,143	**12,619**	13,094	13,569
20%	12,074	12,549	13,024	13,499	13,974	14,449	14,924
25%	13,429	13,904	14,379	14,854	15,330	15,805	16,280
30%	14,785	15,260	15,735	16,210	16,685	17,160	17,635
35%	16,140	16,615	17,090	17,565	18,040	18,516	18,991
40%	17,495	17,971	18,446	18,921	19,396	19,871	20,346
45%	18,851	19,326	19,801	20,276	20,751	21,227	21,702
50%	20,206	20,682	21,157	21,632	22,107	22,582	23,057

If 90% primary medical service area and 10 to 15% secondary medical service area, then the usage would be: 11,263 to 12,619 total primary care physician office visits in the Okeene area for an estimated 2.7 to 3.0 Total Primary Care Physicians.

(Based on 83.7 average weekly primary care physician visits with a 50 week year)

For additional information, please contact
Lara Brooks, Rural Health Analyst, lara.brooks@okstate.edu
Corie Kaiser, Director, corie.kaiser@okstate.edu
Oklahoma Office of Rural Health
Phone: 405.945.8609

This project is/was supported by the Health Resources and Services Administration (HRSA) of the U.S. Department of Health and Human Services (HHS) under grant number H54RH00058 and title: Medicare Rural Hospital Flexibility Grant Program for $568,040, 0% financed with nongovernmental sources. This information or content and conclusions are those of the author and should not be construed as the official position or policy of, nor should any endorsements be inferred by HRSA, HHS or the U.S. Government.