



# **PROJECT**

# **3:28**

**UK NATIONAL CHRISTIAN CONFERENCES**

**MALE/FEMALE SPEAKER STATISTICS**

**REPORT 2018**

**Version 3**

BY NATALIE COLLINS

[www.project328.info](http://www.project328.info)

# Contents

Contents	2
Introduction	3
Methodology	3
Contact Information	3
2018 Statistics	4
Analysis	5
Platform Balance 2018	5
Previous Years	6
Data Graphs	8
Improvements	9
6 Year Analysis	9
Improvements	9
Consistently Equitable Platforms	9
Appendix - Data sources	10

# Introduction

In November 2013 Helen Austin and Natalie Collins collated the number of male and female speakers at Christian conferences across the UK. This provided a snapshot into the gendered dynamic of these conferences and led to conversations across the UK about how to create a platform that reflects the diversity and experience of UK Christians. These conversations have led some event organisers to become more proactive in seeking to have a balanced platform. Also, from the conversations Project 3:28 has been developed to:

- Build a movement of women and men committed to challenging imbalance and promoting gender justice in language, action and culture.
- Develop a database of diverse, capable speakers.
- Collate and publicise the gender balance on the Christian platform.
- Provide Christian events and organisations with a theological, practical framework to achieve gender justice
- Share knowledge and educate in the area of gender justice.

This report will layout the statistics for male and female speakers on the national Christian platform for 2018 and compare this to the data available for 2013 - 2018.

In March 2018, we launched the Project 3:28 speakers database: <http://speaker328.info> that allows Christian women to sign up and Christian events to search for women to speak at their event.

# Methodology

Project 3:28 received no funding to produce this report. The statistics are gathered either from data available in the public domain or they have been provided by event organisers. This year the statistics were compiled by Hannah Mudge and Andrew Collins from the Project 3:28 collective who have worked to do this on a voluntary basis. The report aims to inform and ignite discussion about gender parity on the Christian platform and every effort is made to ensure the data is accurate. Only speakers in the adult event programme are included; worship leaders and those contributing to children's and young people's sessions are not included, partly because this data is not always available. The purpose of this report is to spark conversation about the national Christian platform, and the lack of inclusion of worship leaders or children and youth work sessions is not a reflection on the importance and value of these ministries.

An overall comparison between years is challenging as each year different events happen. Please be aware of this when considering the data. In 2017, we recorded data from 25 UK events, whereas data for 2018 includes 34 events. Comparison is therefore an overall snapshot of the UK platform, rather than exactly comparative data. We were unable to find speaker details for the Hillsong Conference.

Please contact Project 3:28 on 07928 031580 if aware of any discrepancy.

---

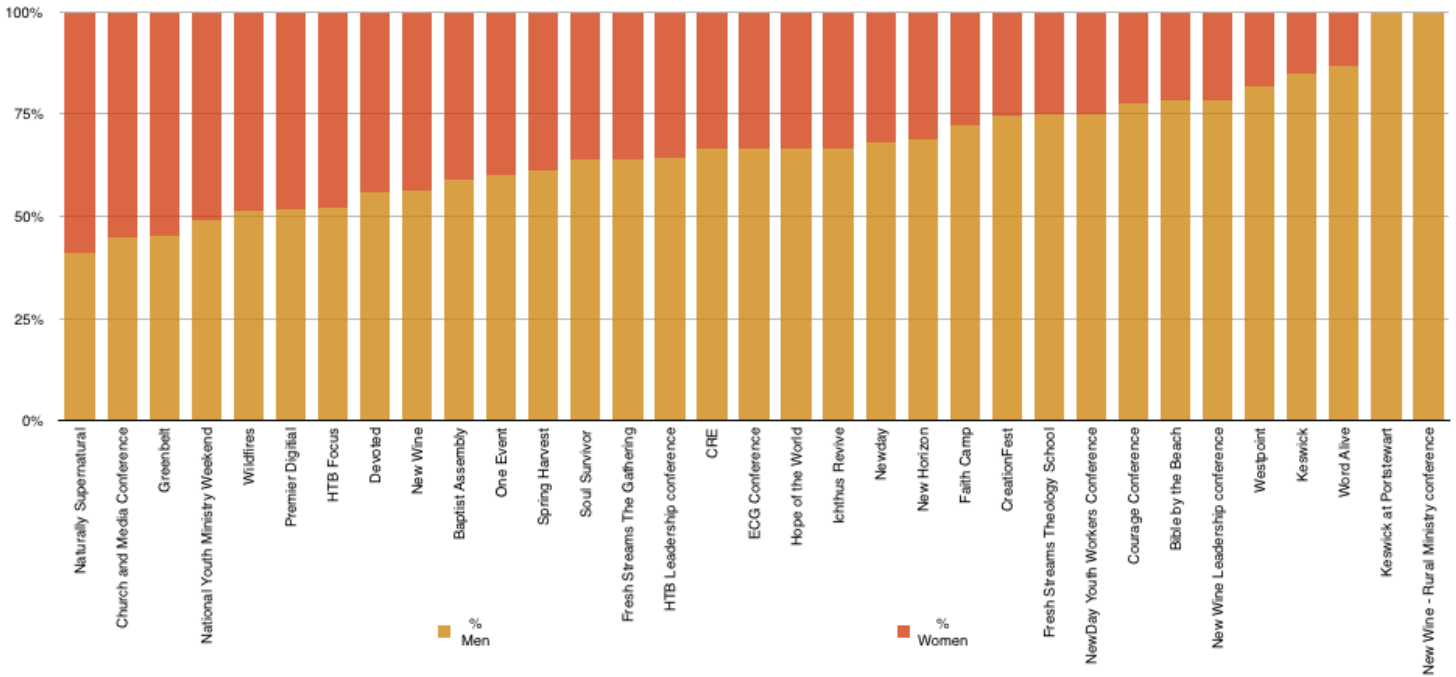
## Contact Information

For further information about this report or Project 3:28 please contact [hello@project328.info](mailto:hello@project328.info).

# 2018 Statistics

	Men	Women	% Men	% Women	2013-2014	2014-2015	2015-2016	2016-2017	2017-2018
Baptist Assembly	23	16	59	41	Down 2%.	Up 25%.	Down 6%.	Same	Down 1%.
Bible by the Beach	11	3	79	21	No Data	No Data	No Data	No Data	No Data
CRE	38	19	67	33	No Data	No Data	No Data	No Data	No Data
Church and Media Conference	9	11	45	55	No Data	Up 6% .	Down 20%.	Up 17%.	Up 5%.
Courage Conference	14	4	78	22	No Data	No Data	No Data	No Data	No Data
Creation Fest	47	16	75	25	Up 16%.	Up 4%.	Down 1%.	Down 1%.	Up 3%.
Devoted	19	15	56	44	No Data	No Data	No Data	No Data	No Data
ECG Conference	6	3	67	33	No Data	No Data	No Data	No Data	Down 2%.
Faith Camp	13	5	72	28	Down 9%.	Up 9%.	Down 9%.	Up 12%.	Down 7%.
Fresh Streams The Gathering	16	9	64	36	No Data	No Data	No Data	Up 1%.	Down 1%.
Fresh Streams Theology School	3	1	75	25	No Data	No Data	No Data	No Data	No Data
Greenbelt	24	29	45	55	Up 4%.	Up 5%.	Down 2%.	Up 3%.	Up 10%.
Hope of the World	6	3	67	33	No Data	No Data	No Data	No Data	No Data
HTB Focus	24	22	52	48	No Data	No Data	Up 7%.	Down 4%.	Up 15%.
HTB Leadership conference	18	10	64	36	Down 5%.	Up 14%.	No Data	Up 18%.	Down 7%.
Ichthus Revive	2	1	67	33	No Data	No Data	No Data	Down 33%.	Up 16%.
Keswick	28	5	85	15	Up 6%.	Up 14%.	Down 7%.	Down 1%.	Up 3%.
Keswick at Portstewart	3	0	100	0	No Data	No Data	No Data	No Data	No Data
National Youth Ministry Weekend	25	26	49	51	No Data	No Data	No Data	No Data	Up 1%.
Naturally Supernatural	7	10	41	59	No Data	No Data	No Data	No Data	Up 15%.
NewDay Youth Workers Conference	6	2	75	25	No Data	No Data	No Data	No Data	No Data
New Horizon	20	9	69	31	Down 25%.	Up 21%.	Up 23%.	Up 9%.	Down 11%.
New Wine - Rural Ministry conference	1	0	100	0	No Data	No Data	No Data	No Data	No Data
New Wine Leadership conference	11	3	79	21	No Data	No Data	No Data	Same	Down 12%.
New Wine	150	116	56	44	Up 4%.	Up 5%.	Up 2%.	Up 3%.	Down 2%.
NewDay	28	13	68	32	Up 7%.	Down 13%.	Up 5%.	Up 4%.	Down 1%.
One Event	18	12	60	40	Up 5%.	Up 22%.	Up 12%.	Up 3%.	Down 1%.
Premier Digital	27	25	52	48	Up 1%.	Up 9%.	Up 9%.	Down 4%.	Up 5%.
Soul Survivor	46	26	64	36	Up 9%.	Up 6%.	Down 12%.	Up 2%.	Up 1%.
Spring Harvest	116	73	61	39	Up 1%.	Up 7%.	Same	Same	Up 1%.
Westpoint	27	6	82	18	Up 5%.	Up 2%.	Down 2%.	Up 8%.	Down 10%.
Wildfires	21	20	51	49	No Data	No Data	No Data	No Data	No Data
Word Alive	20	3	87	13	Up 1%.	Down 1%.	Up 6%.	Down 4%.	Up 9%.
<b>Overall</b>	<b>827</b>	<b>516</b>	<b>62</b>	<b>38</b>	<b>Up 1%.</b>	<b>Up 9%.</b>	<b>No change</b>	<b>Up 3%.</b>	<b>Down 1%.</b>

Christian Conference Speakers 2018



## Analysis

This analysis is based on the assumption that conferences should aim to achieve 50/50 representation for women and men on the platform. It is recognised that the statistics reflect very differently on an event with a large number of speakers than with a small amount; at an event with 60 contributors, 25% is equal to 15 people; whereas an event with 4 contributors, 25% equates to only 1 person.

## Platform Balance 2018

The events that had the most balanced platforms in 2018, in order of most to least are:

(men/women)

1. (Joint) **National Youth Ministry Weekend** (49/51) and Wildfires (51/49)
2. (Joint) Premier Digital, HTB Focus (52/48)
3. (Joint) **Greenbelt**,\*\* **Church and Media Conference** (45/55)
4. (Joint) Devoted, New Wine (56/44)
5. (Joint) Baptist Assembly, **Naturally Supernatural** (41/59)
6. One Event (60/40)
7. Spring Harvest (61/39)
8. (Joint) Soul Survivor,\* HTB Leadership Conference, Fresh Streams The Gathering (64/36)
9. (Joint) Christian Resources Exhibition, Ichthus Revive, ECG, Hope of the World (67/33)
10. Newday (68/32)
11. New Horizon (69/31)
12. Faith Camp (72/28)\*\*\*
13. (Joint) CreationFest, Fresh Streams Theology School, NewDay Youth Workers Conference (75/25)
14. Courage Conference (78/22)
15. Bible by the Beach (79/21)
16. Westpoint (82/18)
17. Keswick (85/15)
18. Word Alive (87/13)

19. (Joint) Keswick at Portstewart, New Wine Rural Ministry (100/0)

The events in **bold** had more female than male speakers.

\*Soul Survivor Peterborough B had 24% women and C 25% women.

\*\*Greenbelt's programme included non-binary speakers who were not included within these stats.

\*\*\* Faith Camp's data does not include main stage speakers.

## Previous Years

### 2017 (men/women)

1. Church and Media Conference (50/50)
2. National Youth Ministry Weekend (51/49)
3. New Wine (54/46)
4. Greenbelt (55/45)
5. Naturally Supernatural (56/44)
6. (Joint) Premier Digital, HTB Leadership Conference (57/43)
7. (Joint) Baptist Assembly, New Horizon (58/42)
8. One Event (59/41)
9. Spring Harvest (62/38)
10. Fresh Streams (63/37)
11. (Joint) Movement Day, ECG, Soul Survivor (65/35)
12. (Joint) Faith Camp, Newday, Focus, New Wine Leadership Conference (67/33)
13. London Bible Week (71/29)
14. Creationfest (72/28)
15. Westpoint (74/26)
16. Word Alive (78/22)
17. Ichthus Revive (83/17)
18. Keswick (88/12)

### 2016 (men/women)

1. (Joint) The Pursuit, Ichthus Revive (50/50)
2. Premier Digital (53/47)
3. New Wine (57/43)
4. (Joint) Greenbelt, Baptist Assembly (58/42)
5. (Joint) Spring Harvest, One Event (62/83)
6. Focus (63/37)
7. Fresh Streams (64/36)
8. Hillsong (65/35)
9. New Wine Leadership Conference (67/33)
10. (Joint) Church and Media Conference, Soul Survivor, Momentum, New Horizon (67/33)\*
11. (Joint) Creationfest, Newday (71/29)
12. Word Alive (74/26)
13. Faith Camp (79/21)
14. Westpoint (82/18)
15. Keswick (87/13)

## 2015 (men/women)

1. Baptist Assembly (52/48)
2. Church and Media Conference (47/53)\*
3. Soul Survivor (55/45)
4. Greenbelt (56/44)
5. Youthwork Conference (57/43)
6. New Wine (59/41)
7. Premier Digital (61/39)
8. Youthwork Summit (38/62)\*
9. Spring Harvest/One Event (62/38)
10. Creationfest (67/33)
11. Momentum (69/31)
12. Faith Camp, Focus (HTB), Hillsong (70/30)
13. HTB Leadership Conference (75/25)
14. Newday (76/24)
15. (Joint) Westpoint, Keswick, Word Alive (80/20)
16. New Horizon (90/10)

\*More female than male speakers

## 2014 (men/women)

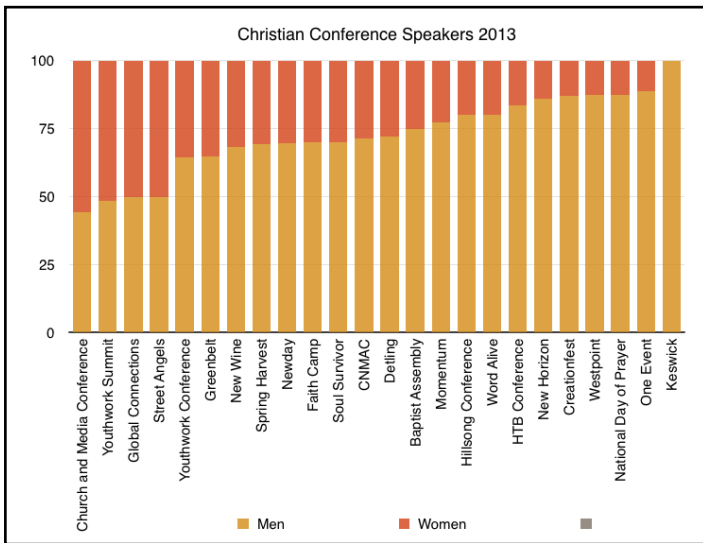
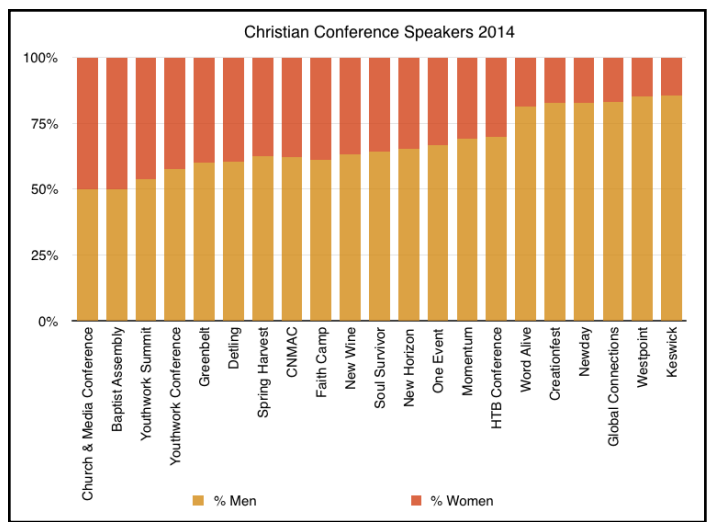
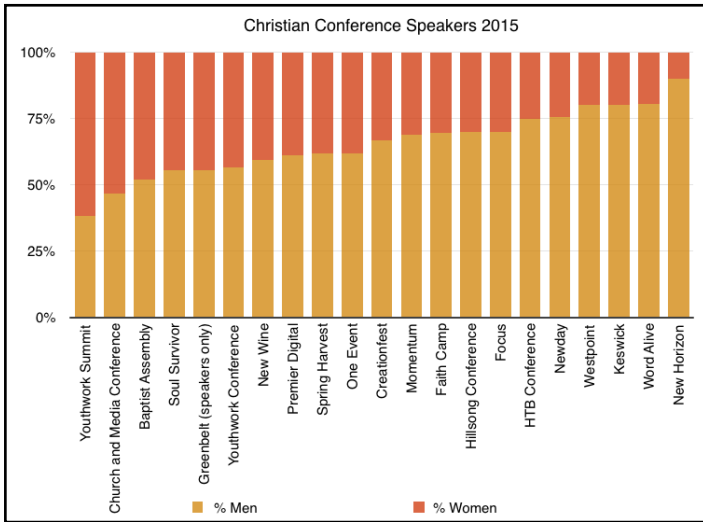
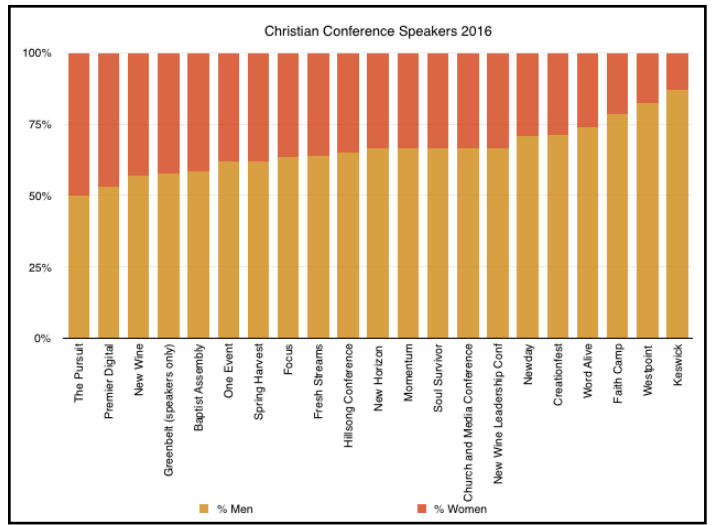
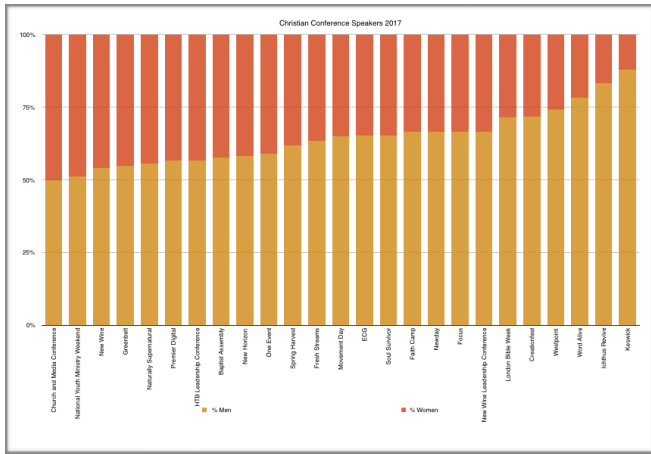
1. (Joint) Church and Media Conference, Baptist Assembly (50/50)
2. Youthwork Summit (54/46)
1. Youthwork Conference (59/41)
2. (Joint) Greenbelt, Detling (60/40)
3. Spring Harvest (62.5/37.5)
4. Christian New Media Conference (62/38)
5. Faith Camp (61/39)
6. New Wine (63/37)
7. Soul Survivor (64/36)
8. New Horizon (65/35)
9. One Event (67/33)
10. Momentum (69/31)
11. HTB Leadership Conference (70/30)
12. Word Alive (81/19)
13. (Joint) Creationfest, Newday, Global Connections (83/17)
14. West Point (85/15)
15. Keswick (86/14)

## 2013 (men/women)

1. (Joint) Global Connections, Street Angels (50/50)
2. Youthwork Summit (48/52)\*
3. (Joint) Church and Media Conference (44/56) Youthwork Conference (56/44)
4. Greenbelt, (65/35)
5. New Wine (68/32)
6. Spring Harvest (69/31)
7. (Joint) Newday, Faith Camp, Soul Survivor (70/30)
8. Christian New Media Conference (71/29)
9. Detling (72/28)
10. Baptist Assembly (75/25)
11. Momentum (77/33)
12. (Joint) Hillsong, Word Alive (80/20)
13. HTB Leadership Conference (84/16)
14. New Horizon (86/14)
15. Creationfest (87/13)
16. Westpoint (87.5/12.5)
17. National Day of Prayer (88/13)
18. One Event (89/11)
19. Keswick (100/0)

\*More female than male speakers

# Data Graphs





## Improvements

This is measured as a percentage point increase in the number of women speaking. The events that have improved most between 2017 - 2018 are:

1. Ichthus Revive (Up 16%.)
2. (Joint) HTB Focus, Naturally Supernatural (Up 15%.)
3. Greenbelt (Up 10%.)
4. Word Alive (Up 9%.)
5. (Joint) Premier Digital, Church and Media Conference (Up 5%.)
6. (Joint) Keswick, Creationfest (Up 3%.)
7. (Joint) Soul Survivor, Spring Harvest, National Youth Ministry Weekend (Up 1%.)

There was an overall 1%. decrease overall across events. In 2018, the UK Christian platform was 62% male and 38% female.

## 6 Year Analysis

### Improvements

It is six years since we began gathering data on the number of women and men speaking at Christian events, and so we wanted to celebrate those events who have most increased the equity of their platform over the past six years. To do this, we have only include the events that have run since 2013. The events that have improved between 2013 - 2018 are:

1. One Event (Up 29%.)
2. (Joint) Greenbelt, HTB Leadership Conference (Up 20%.)
3. Premier Digital (Up 19%.)
4. Baptist Assembly (Up 16%.)
5. Keswick (Up 15%.)
6. New Horizon (Up 17%.)
7. (Joint) New Wine, Creationfest (Up 12%.)
8. Spring Harvest (Up 8%.)
9. Word Alive (Up 7%.)
10. Westpoint (Up 5%.)
11. (Joint) Newday, Faithcamp (Up 2%.)

In 2013, the national platform was 75% men and 25% women and the overall improvement between 2013 - 2018 is 14%, with the platform now at 61% men and 39% women.

### Consistently Equitable Platforms

The events that have consistently achieved over 40% women speakers are:

1. (Joint) Baptist Assembly, Church and Media conference (5 years)
2. Greenbelt (5 years)
3. New Wine (4 years)
4. Premier Digital (3 years)

## Appendix - Data sources

The data for each event was gathered from different sources. These are referenced below:

Baptist Assembly: provided by event

Bible by the Beach: <https://www.biblebythebeach.org/wp-content/uploads/2017/11/Outline-programme1.pdf>

Christian Resources Exhibition: provided by event

Church and Media Conference: <https://www.christiansinmedia.co.uk/conference/>

Courage Conference: <https://www.relationalmission.org/courage-seminars>

CreationFest: <http://www.creationfest.org.uk/programme.asp> & <http://www.creationfest.org.uk/sessions.asp> & <http://www.creationfest.org.uk/speakers.asp> & <http://www.creationfest.org.uk/seminars.asp>

Devoted event: <https://devotedevent.org/docs/Devoted-2018-Handbook-Web.pdf>

ECG: [www.ecgevent.org.uk/our-team/](http://www.ecgevent.org.uk/our-team/)

Faith Camp: <https://issuu.com/kingdomfaith/docs/faithcamp2018>

Fresh Streams The Gathering: provided by event

Fresh Stream Theology Conference: <https://freshstreams.net/events/>

Greenbelt: <https://www.greenbelt.org.uk/2018-lineup>. Greenbelt speakers have been taken from the Ideas and Literature programme.

Hope of the World: <http://willowcreek.org.uk/events/hope-world-leading-mission-conference-2018/#speakers>

HTB Focus: <https://focus.htb.org/speakers>

HTB Leadership Conference: <https://alpha.org/lc18/seminar-programme>

Ichthus Revive: <http://ichthus.org.uk/revive/>

Keswick: <https://keswickministries.org/convention/2018>

Keswick at Portstewart: <https://www.keswickatportstewart.org/main-programme/>

National Youth Ministry Weekend: provided by event

Naturally Supernatural: <https://naturallysupernatural.co.uk/whos-coming/>

NewDay: <https://soundcloud.com/newdayevent/tracks>

NewDay Youth Workers Conference: <https://newdaygeneration.org/events/youth-workers-conference-2018>

New Horizon: <https://newhorizon.org.uk/wp-content/uploads/2018/07/NHExplore2018-2.pdf> and <https://newhorizon.org.uk/the-event/main-stage/>  
New Wine: App

New Wine Leadership Conference: <https://www.new-wine.org/events/national-leadership-conference-2018>

New Wine Rural Ministry Conference: provided by event

Word Alive: <https://wordaliveevent.org/word-alive-media>

One Event: <https://www.one-event.org.uk/category/podcasts>

Premier Digital: <https://www.premierdigital.info/conference>

Soul Survivor: Week A - supplied by delegate via Twitter; Scotland - via website; B&C supplied by delegate on Twitter

Spring Harvest: provided by event.

Westpoint: <https://www.commission-together.org/wp-content/uploads/2018/08/Westpoint-Handbook-2018-small.pdf>

Wildfires: programme booklet, pages 35-37

Word Alive: <https://wordaliveevent.org/word-alive-media>