



## 2018 JANUARY POINT-IN-TIME Madison/Dane County CoC

### BACKGROUND

The Point-in-Time Count of Homelessness (PIT) provides a snapshot of people who are experiencing homelessness on a given night in a community. The Madison/Dane County Continuum of Care (CoC) conducts PIT counts twice a year, on the fourth Wednesday of January and July. This year's January PIT Count was on the night of January 24, 2018.

The PIT has two components:

- Unsheltered counts capture information on people who are sleeping outside, in a vehicle, in a tent, or other places not meant for human habitation. Teams of volunteers go to “known locations” on the night of PIT and conduct surveys. An additional post-count is conducted at strategic locations following the PIT.
- Sheltered counts collect information on people who are sleeping in emergency shelters, transitional housing programs, and safe havens. Most of the information is gathered from the Homeless Management Information System (HMIS) that nearly all homeless programs in Dane County use. Community partners that do not use HMIS submit comparable reports to the CoC.

It is important to note that this enumeration is one way of understanding the levels and trends of homelessness in our community. Since the PIT is a snapshot of homelessness for one night, many more people experiencing homelessness over the course of a year are not counted in the PIT. A separate report, Annual Homeless Assessment Report (AHAR), captures the unduplicated number of people served in the homeless services agencies using HMIS throughout the year. The community's Coordinated Entry Housing Priority Lists identify the number of people who reported being homeless and in need of housing. The PIT is also limited in scope. Since it is not possible to identify all locations where people are sleeping in unsheltered situations, the actual number of people who are experiencing homelessness is undoubtedly higher than the number listed in the count. The PIT also does not capture comprehensive information about people who are doubled up, or staying in hotels or institutions.

### SUMMARY FINDINGS

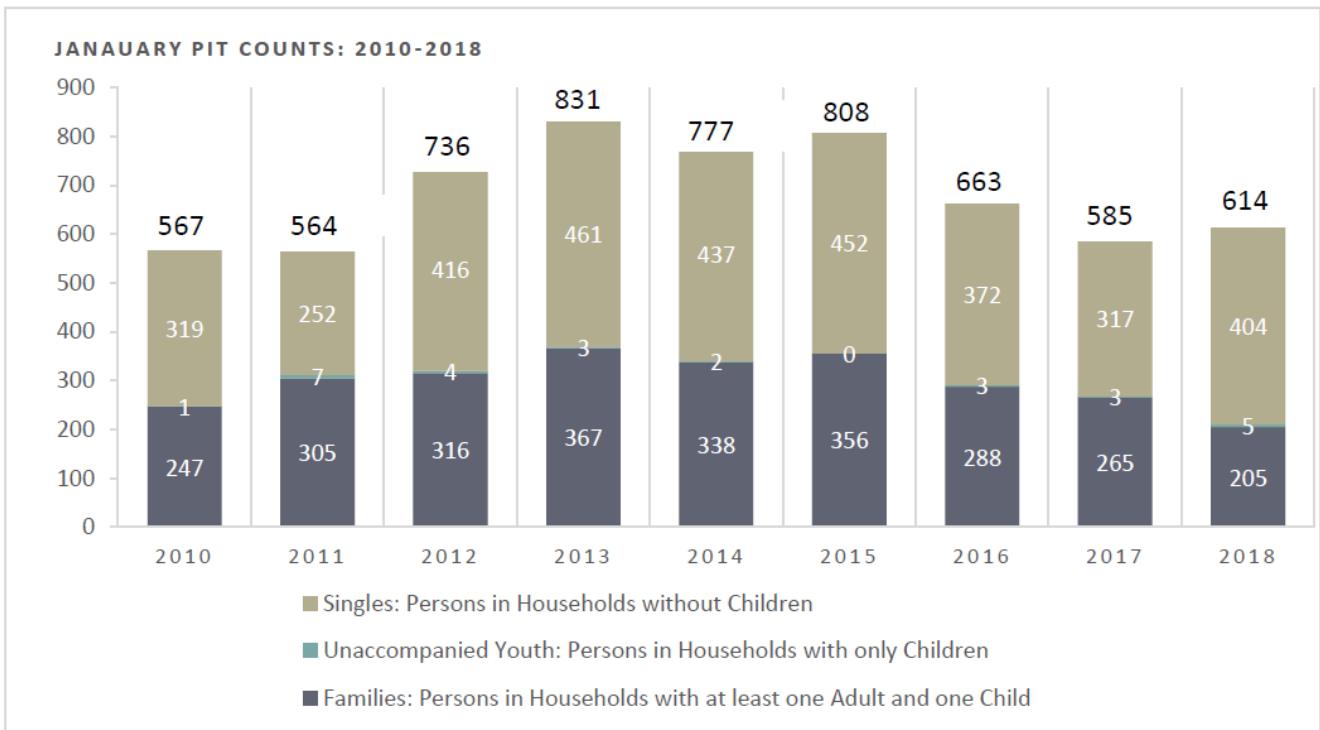
The 2018 January PIT identified a total of 614 persons experiencing homelessness. The following changes were noted compared to the 2017 January PIT count:

- 4.9% increase overall
- 22.6% decrease for families (households with at least one adult and one child)
- 27.4% increase for singles (households without children)
- 42.5% increase for chronically homeless
- 7.3% increase for veterans
- 1.1% increase in the sheltered count
- 37.7% increase in the unsheltered count

# JANUARY POINT IN TIME AT A GLANCE

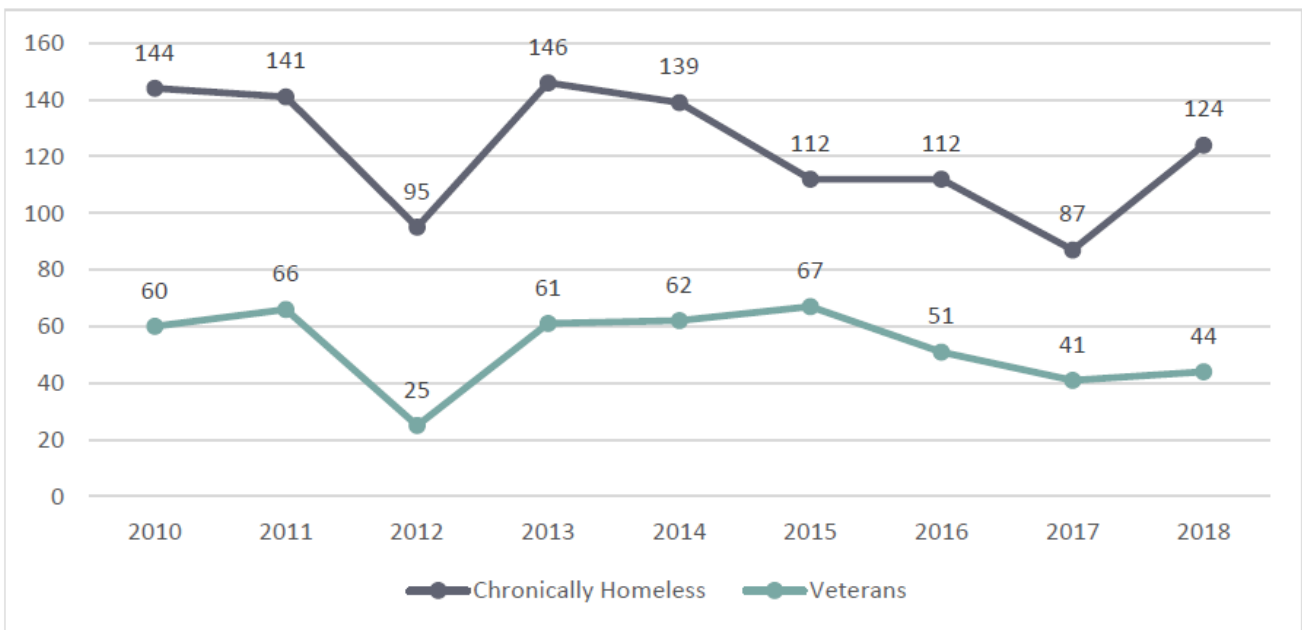
## 2018-2018 Comparison: Household Types

Year	Families	Singles	Unaccompanied		Total
			Youth		
2010	247	319	1		567
2011	305	252	7		564
2012	316	416	4		736
2013	367	461	3		831
2014	338	437	2		777
2015	356	452	0		808
2016	288	372	3		663
2017	265	317	3		585
<b>2018</b>	<b>205</b>	<b>404</b>	<b>5</b>		<b>614</b>



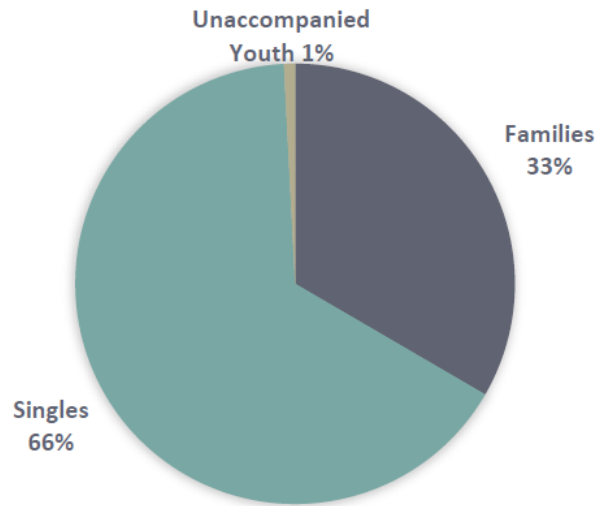
### 2018-2018 Comparison: Chronically Homeless and Veterans

Year	Chronically Homeless	Veterans
2010	144	60
2011	141	66
2012	95	25
2013	146	61
2014	139	62
2015	112	67
2016	112	51
2017	87	41
<b>2018</b>	<b>124</b>	<b>44</b>



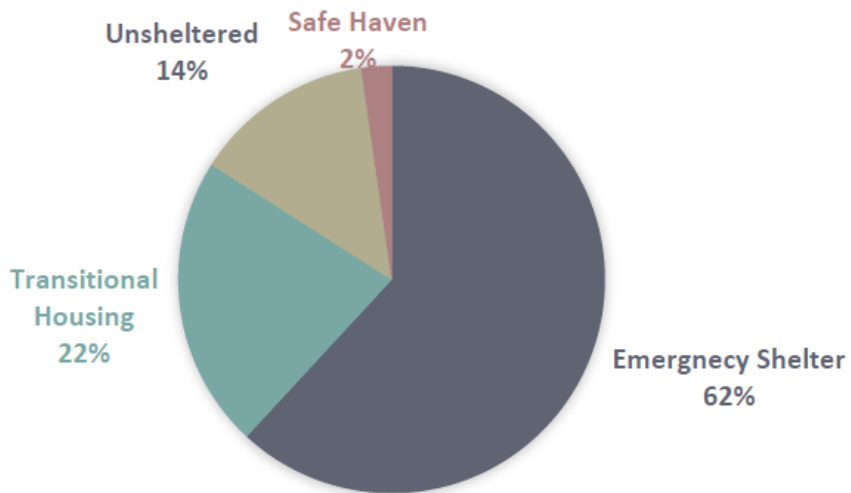
### By Household Types

Household Types	Number	Percentage
Families: Persons in Households with at least one Adult and one Child	205	33%
Singles: Households without Children	404	66%
Unaccompanied Youth: Households with only Children	5	1%
<b>Total</b>	<b>614</b>	<b>100%</b>



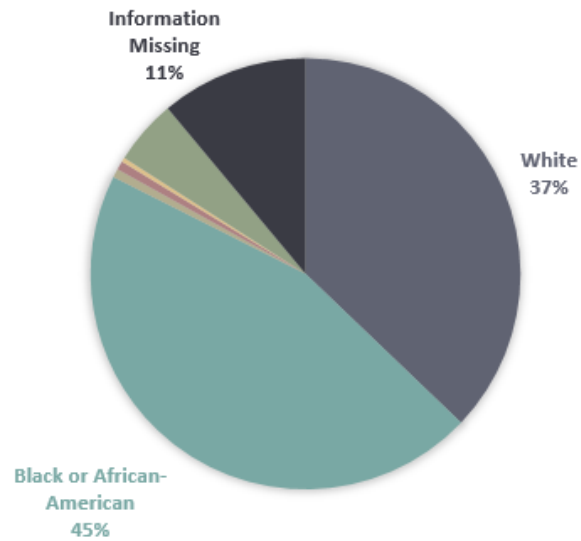
### By Sleeping Situations

Sleeping Situation	Number	Percentage
Emergency Shelter	380	62%
Transitional Housing	136	22%
Unsheltered (places not meant for human habitation)	84	14%
Safe Haven	14	2%
<b>Total</b>	<b>614</b>	<b>100%</b>



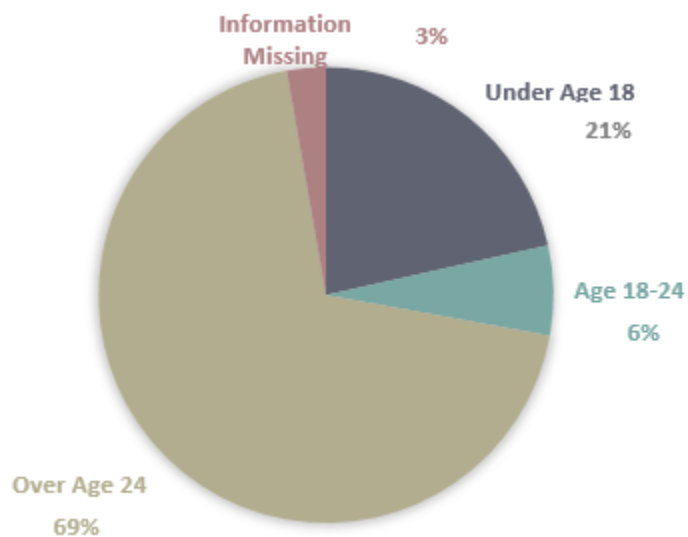
### By Race

Race	Number	Percentage
White	228	37%
Black or African-American	278	45%
Asian	4	1%
American Indian or Alaska Native	4	1%
Native Hawaiian or Other Pacific Islander	2	0%
Multiple Races	30	5%
Information Missing	68	11%
<b>Total</b>	<b>614</b>	<b>100%</b>



### By Age

Age	Number	Percentage
Under Age 18	132	21%
Age 18-24	39	6%
Over Age 24	426	69%
Information Missing	17	3%
<b>Total</b>	<b>614</b>	<b>100%</b>



## January 24, 2018

Number of Persons- January 2018	Sheltered	Unsheltered	Total
Households with at least one Adult and one child (family)	205 ( 63 families)	0	<b>205</b> <b>(63 families)</b>
Households without children (singles)	320	84	<b>404</b>
Households with only children (unaccompanied youth)	5	0	<b>5</b>
<b>Total Number of Persons</b>	<b>530</b>	<b>84</b>	<b>614*</b>
<b>Homeless Subpopulations</b>			
Chronically Homeless	92	32	<b>124</b>
Veterans	43	1	<b>44</b>
Severe Mental Illness	79	29	<b>108</b>
Chronic Substance Abuse	40	24	<b>64</b>
Persons with HIV/AIDS	1	0	<b>1</b>
Victims of Domestic Abuse	20	2	<b>22</b>
Total UNDER Age 18	132	0	<b>132</b>
Total Age 18-24	36	3	<b>39</b>
Total Age 25+	362	64†	<b>426</b>
Unknown Age	0	17	<b>17</b>

## January 25, 2017

Number of Households- January 2017	Sheltered	Unsheltered	Total
Households with at least one Adult and one child (family)	262 ( 85 families)	3 (1 family)	<b>265</b> <b>(86 families)</b>
Households without children (singles)	259	58	<b>317</b>
Households with only children (unaccompanied youth)	3	0	<b>3</b>
<b>Total Number of Persons</b>	<b>524</b>	<b>61</b>	<b>585</b>
<b>Homeless Subpopulations</b>			
Chronically Homeless	74	13	<b>87</b>
Veterans	39	2	<b>41</b>
Severe Mental Illness	102	15	<b>117</b>
Chronic Substance Abuse	40	15	<b>55</b>
Persons with HIV/AIDS	0	0	<b>0</b>
Victims of Domestic Abuse	152	8	<b>160</b>
Total UNDER Age 18	164	1	<b>165</b>
Total Age 18-24	51	4	<b>55</b>
Total Age 25+	309	55	<b>364</b>
Unknown Age	0	1	<b>1</b>

\*There were 124 individuals in the jail on the night of the PIT count who may have been homeless but did not get counted in PIT: 9 individuals reported no permanent address (NPA), 6 gave the Job Center or shelter addresses, 6 gave the shelter or other homeless services locations, and 103 reported no address at all. HUD does not include persons in institutions in the PIT count.

† Out of 64 unsheltered persons in this age range, 41 were between age 25-54 and 23 were age over 55.

## January 27, 2016

Number of Households- January 2016	Sheltered	Unsheltered	Total
Households with at least on Adult and on child (family)	285 (92 families)	3 (1 family)	<b>288</b> <b>(93 families)</b>
Households without children (singles)	305	67	<b>372</b>
Households with only children (unaccompanied youth)	3	0	<b>3</b>
<b>Total Number of Persons</b>	<b>593</b>	<b>70</b>	<b>663</b>
<b>Homeless Subpopulations</b>			
Chronically Homeless	83	29	<b>112</b>
Veterans	46	5	<b>51</b>
Severely Mentally Ill	160	14	<b>174</b>
Chronic Substance Abuse	98	14	<b>112</b>
Persons with HIV/AIDS	1	0	<b>1</b>
Victims of Domestic Abuse	160	8	<b>168</b>
Total UNDER Age 18	181	2	<b>183</b>
Total Age 18-24	52	2	<b>54</b>
Total OVER Age 24	359	61	<b>420</b>
Unknown Age	1	5	<b>6</b>

## January 29, 2015

Part 1. Homeless Population	Sheltered	Unsheltered	Total
1. Number of <b>Households - Families with Dependent Children.</b>	112	0	<b>112</b>
1 a. Number of Persons in these Families.	356	0	<b>356</b>
2. Number of <b>Households - Families with Only Children.</b>	0	0	<b>0</b>
2 a. Number of Persons in these Families.	0	0	<b>0</b>
3. Number of <b>Households - Adults without Dependent Children.</b>	360	92	<b>452</b>
3 a. Number of Single Adults	360	92	<b>452</b>
<b>Total Number of Persons (Add lines 1 a. and 2 a. and 3a.)</b>	<b>716</b>	<b>92</b>	<b>808</b>
<b>Part 2. Homeless Subpopulations</b>			
a. Chronically Homeless	68	44	<b>112</b>
b. Severely Mentally Ill	178	17	<b>195</b>
c. Chronic Substance Abuse	82	13	<b>95</b>
d. Veterans - Male	63	2	<b>65</b>
e. Veterans - Female	1	1	<b>2</b>
f. Persons with HIV/AIDS	3	1	<b>4</b>
g. Victims of Domestic Abuse	169	4	<b>173</b>
h. Total UNDER Age 18	217	0	<b>217</b>
i. Total Age 18-24	54	2	<b>56</b>
j. Total OVER Age 24	445	90	<b>535</b>
k. Aged Out of Foster Care	1	0	<b>1</b>

## January 29, 2014

<b>Part 1. Homeless Population</b>	<b>Sheltered</b>	<b>Unsheltered</b>	<b>Total</b>
1. Number of <b>Households - Families with Dependent Children.</b>	106	1	<b>107</b>
1 a. Number of Persons in these Families.	336	2	<b>338</b>
2. Number of <b>Households - Families with Only Children.</b>	0	1	<b>1</b>
2 a. Number of Persons in these Families.	0	2	<b>2</b>
3. Number of <b>Households - Adults without Dependent Children.</b>	347	87	<b>434</b>
3 a. Number of Single Adults	347	90	<b>437</b>
<b>Total Number of Persons (Add lines 1 a. and 2 a. and 3a.)</b>	<b>683</b>	<b>94</b>	<b>777</b>
<b>Part 2. Homeless Subpopulations</b>			
a. Chronically Homeless	102	37	<b>139</b>
b. Severely Mentally Ill	197	38	<b>235</b>
c. Chronic Substance Abuse	102	33	<b>135</b>
d. Veterans - Male	50	11	<b>61</b>
e. Veterans - Female	1	0	<b>1</b>
f. Persons with HIV/AIDS	1	1	<b>2</b>
g. Victims of Domestic Abuse	8	5	<b>13</b>
h. Total UNDER Age 18	200	1	<b>201</b>
i. Total Age 18-24	63	5	<b>68</b>
j. Total OVER Age 24	420	88	<b>508</b>

## January 30, 2013

<b>Part 1. Homeless Population</b>	<b>Sheltered</b>	<b>Unsheltered</b>	<b>Total</b>
1. Number of <b>Households - Families with Dependent Children.</b>	107	3	<b>110</b>
1 a. Number of Persons in these Families.	358	9	<b>367</b>
2. Number of <b>Households - Families with Only Children.</b>	0	3	<b>3</b>
2 a. Number of Persons in these Families.	0	3	<b>3</b>
3. Number of <b>Households - Adults without Dependent Children.</b>	373	87	<b>460</b>
3 a. Number of Single Adults	374	87	<b>461</b>
<b>Total Number of Persons (Add lines 1 a. and 2 a. and 3a.)</b>	<b>732</b>	<b>99</b>	<b>831</b>
<b>Part 2. Homeless Subpopulations</b>			
a. Chronically Homeless	91	55	<b>146</b>
b. Severely Mentally Ill	160	14	<b>174</b>
c. Chronic Substance Abuse	82	3	<b>85</b>
d. Veterans - Male	55	3	<b>58</b>
e. Veterans - Female	2	1	<b>3</b>
f. Persons with HIV/AIDS	0	0	<b>0</b>
g. Victims of Domestic Abuse	116	2	<b>118</b>
h. Total UNDER Age 18	224	9	<b>233</b>
i. Total Age 18-24	55	18	<b>73</b>
j. Total OVER Age 24	447	71	<b>518</b>
k. Households w/ one child	74	1	<b>75</b>
l. Multi-child Households	284	7	<b>291</b>



## January 25, 2012

<b>Part 1. Homeless Population</b>	<b>Sheltered</b>	<b>Unsheltered</b>	<b>Total</b>
1. Number of <b><u>Households - Families with Dependent Children.</u></b>	100	1	<b>101</b>
1 a. Number of Persons in these Families.	311	5	<b>316</b>
2. Number of <b><u>Households - Families with Only Children.</u></b>	0	4	<b>4</b>
2 a. Number of Persons in these Families.	0	4	<b>4</b>
3. Number of <b><u>Households - Adults without Dependent Children.</u></b>	348	68	<b>416</b>
3 a. Number of Single Adults	348	68	<b>416</b>
<b>Total Number of Persons (Add lines 1 a. and 2 a. and 3a.)</b>	<b>659</b>	<b>77</b>	<b>736</b>
<b>Part 2. Homeless Subpopulations</b>			
a. Chronically Homeless	57	38	<b>95</b>
b. Severely Mentally Ill	153	38	<b>191</b>
c. Chronic Substance Abuse	92	41	<b>133</b>
d. Veterans	21	4	<b>25</b>
e. Persons with HIV/AIDS	1	0	<b>1</b>
f. Victims of Domestic Abuse	83	10	<b>93</b>
g. Unaccompanied Youth (under age 18)	0	4	<b>4</b>

## January 26, 2011

<b>Part 1. Homeless Population</b>	<b>Sheltered</b>	<b>Unsheltered</b>	<b>Total</b>
1. Number of <b><u>Households - Families with Dependent Children.</u></b>	101	0	<b>101</b>
1 a. Number of Persons in these Families.	305	0	<b>305</b>
2. Number of <b><u>Households - Families with Only Children.</u></b>	1	6	<b>7</b>
2 a. Number of Persons in these Families.	1	6	<b>7</b>
3. Number of <b><u>Households - Adults without Dependent Children.</u></b>	215	37	<b>252</b>
3 a. Number of Single Adults	215	37	<b>252</b>
<b>Total Number of Persons (Add lines 1 a. and 2 a. and 3a.)</b>	<b>521</b>	<b>43</b>	<b>564</b>
<b>Part 2. Homeless Subpopulations</b>	<b>Sheltered</b>	<b>Unsheltered</b>	<b>Total</b>
a. Chronically Homeless	127	14	<b>141</b>
b. Severely Mentally Ill	178	9	<b>187</b>
c. Chronic Substance Abuse	137	5	<b>142</b>
d. Veterans	64	2	<b>66</b>
e. Persons with HIV/AIDS	13		<b>13</b>
f. Victims of Domestic Abuse	131		<b>131</b>
g. Unaccompanied Youth (under age 18)	1	6	<b>7</b>

January 27, 2010

<b>Part 1. Homeless Population</b>	<b>Sheltered</b>	<b>Unsheltered</b>	<b>Total</b>
1. Number of <b>Households - Families with Dependent Children.</b>	70	9	<b>79</b>
1 a. Number of Persons in these Families.	216	32	<b>248</b>
2. Number of <b>Households - Adults without Dependent Children.</b> (single adults and couples)	283	36	<b>319</b>
2 a. Number of Single Adults	283	36	<b>319</b>
<b>Total Number of Persons (Add lines 1 a. and 2 a.)</b>	<b>499</b>	<b>68</b>	<b>567</b>
<b>Part 2. Homeless Subpopulations</b>	<b>Sheltered</b>	<b>Unsheltered</b>	<b>Total</b>
a. Chronically Homeless	116	28	<b>144</b>
b. Severely Mentally Ill	89	23	<b>112</b>
c. Chronic Substance Abuse	85	17	<b>102</b>
d. Veterans	59	1	<b>60</b>
e. Persons with HIV/AIDS	2	0	<b>2</b>
f. Victims of Domestic Abuse	60	13	<b>73</b>
g. Unaccompanied Youth (under age 18)	0	1	<b>1</b>