





Product Comparison Grid – EP-560 & EP-960

	EP-560	EP-960
Features		
Ankle Lock System Options		
· Standard Pin Lock	●	
· Easy-Reach Triple Lock Ratchet		
· Ergo-Embrace (2x Support Area)	●	●
· Gravity Boots & Adapter	Opt. Upgrade	
Rotation/Angle Control Options		
· Standard Tether (for pre-set rotation)	●	
· EZ-Angle Tether (for pre-set rotation)	Opt. Upgrade	
Precision Balancing Options		
· Removable 3-Hole Hinge Design	●	●
Heavy-Duty Steel Frame Options		
· Medical-Grade Quality A-frame	●	●
Bed / Support Design Options		
· ComforTrak™ Bed	●	●
· Optimum Decompression Surface	●	●
· No Tear, No Stain Material	●	●
· Use with optional Acupressure Nodes & Lumbar Bridge	●	●
Handle Options		
· Stretch Assist Handles	●	
· Stretch Max Handles		
Traction Handles	Opt. Upgrade	
Ankle Comfort Dial	●	●
Non-Skid Foot Stabilizers	●	●
90° Inversion Option w/ Secure Lock-Out	●	●
Folds for storage	●	●
Simple Assembly: ¼ the avg. unassembled parts of other inversion tables	●	●
User Capacity		
4'8" – 6'6"	●	●
300 lbs.	●	●
Value-Added Product Support		
Laminated Owner's Manual	●	●
Instructional DVD	●	●
BONUS DVD FEATURE: 5 Healthy Back Stretching and Strengthening Classes	●	●
Warranty		
5-Year	●	●