Society of Professional Mediators

SNAPSHOT SURVEY ON WORKPLACE AND EMPLOYMENT MEDIATION IN 2015

*The Society of Professional Mediators conducted a short survey with 8 participants over the January-March period in 2016 to gain insights on workplace mediation activity in 2015**

**Please note this is not intended to be an exact representation of the use of mediation in 2015 due to the small sample size.*

Summary of Responses

How much have you earned purely from mediating workplace/employment disputes this year?

£0 - £24,999	75%
£75,000 - £99,999	12.5%
£25,000 - £49,999	12.5%

Is Mediation your main source of income?

No	75%
Yes	12.5%
No response	12.5%

How do you get case referrals primarily?

Clients approach me directly/through my referral network – 100%

How many cases have you mediated this year?

0-10	38%
10-50	62%

Following from the question above how many cases have led to a negotiated agreement?

0-10	38%
10-50	62.%

Society of Professional Mediators

From your experience at what stage do clients refer a dispute to mediation?

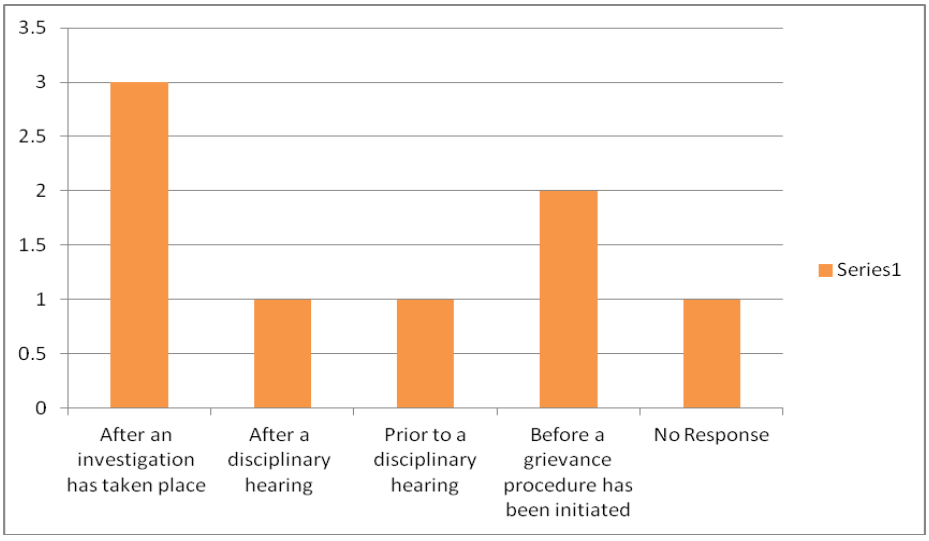

Using an estimate of approx 80% of cases you have mediated, please select the nature of cases you have mediated this year?

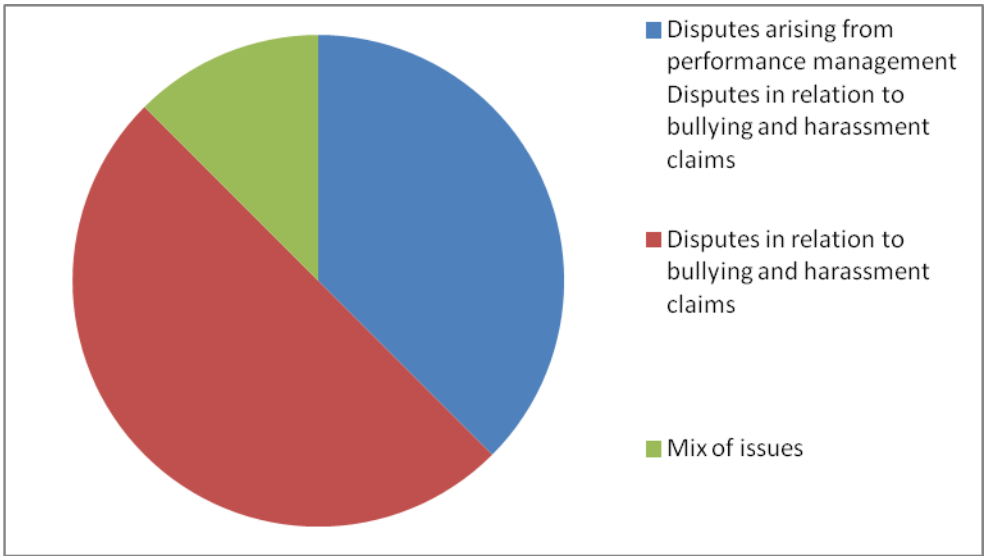

Society of Professional Mediators

Are you a trained mediator?

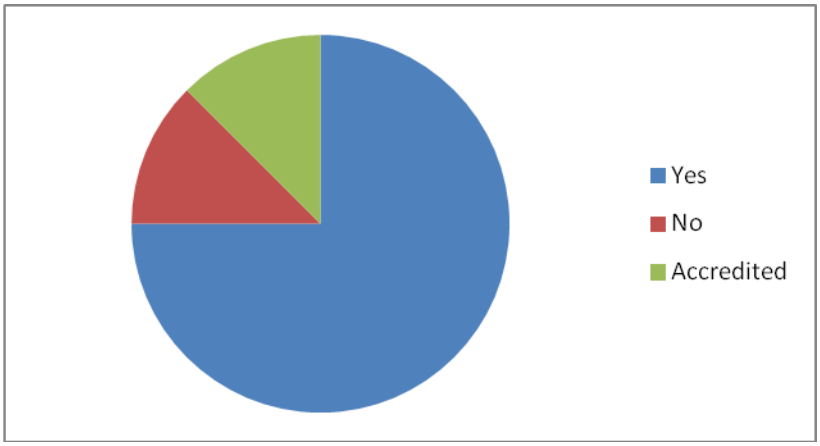

Please select your training provider from the options below

MII	12.5%
CEDR	25%
CALM	12.5%
No Response	12.5%
Globis	12.5%
London School of Mediation	12.5%
Regent College	12.5%
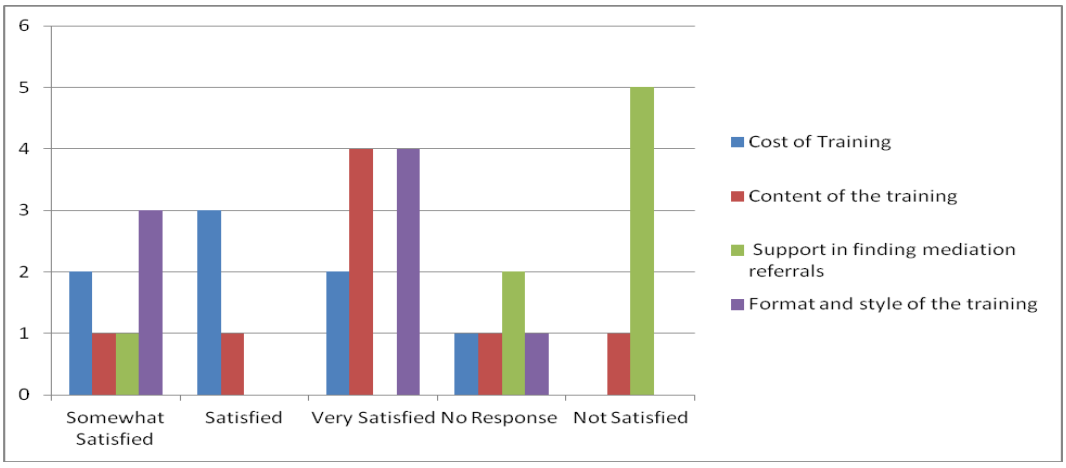
Please rate the level of training you received in relation to the following factors (factors listed below)