

“INFINI 2” T8 LED TUBES – INDUSTRIAL GRADE (Model : T8CI2)

FEATURES:

- Designed for heavy duty industrial and commercial applications
- High efficiency: >125 lm/W
- Samsung LED (LM80)
- Wide input voltage range (90-305Vac) for protection against voltage fluctuation
- 2.5kV surge protection for protection against transient voltage
- 50,000 hours design life
- TIS Certified (Thailand)
- Applications: factories, warehouse, parking lots, shopping malls, etc



TIS 1955-2551



SAMSUNG LED

SPECIFICATIONS*:

Model Number	T8CI2-90	T8CI2-180	T8CI2-230	T8CI2-25W	T8CI2-30W
System Power	9W	18W	23W	25W	30W
LED Packages	Samsung LED				
Color Temperature	2700K, 3000K, 4000K, 5000K, 5700K, 6500K				
CRI	>80 Ra				
Luminous Flux	1100 lm	2250 lm	2850 lm	3100 lm	3750 lm
Input Voltage	90-305 Vac, 50/60 Hz				
Surge Protection	> 2.5 kV				
Power Factor	> 0.95				
Power Supply Efficiency	> 90%				
Total Harmonic Distortion	< 20%				
Operating Temperature	-20°C ~ +40°C				
Dimming	Non-dimmable				
Beam Angle	140 Degrees				
Design Life	50,000 hours				
Housing Material	Aluminum				
Diffuser Material	Polycarbonate (frost/clear)				
Product Size	φ26 x 605 mm	φ26 x 1207 mm			
Net Weight	165g	270g			
Packaging Size (mm)	640x215x215	1240 x 215 x 215			
Quantity / Carton	25 pcs				
Gross Weight (25 pcs)	4.5kg	7kg			

* Specifications are subject to changes without notice.

REVISION: 2

Title: CLARO “INFINI 2” T8 LED TUBE – INDUSTRIAL GRADE

Model: T8CI2

SHEET No: 1 of 3

Date: 2018.03.11

Version: 2.0

“INFINI 2” T8 LED TUBES – INDUSTRIAL GRADE (Model : T8CI2)

PRODUCT PHOTO:



TIS 1955-2551

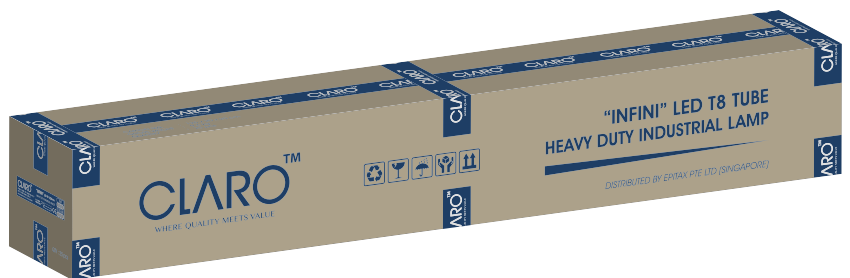


ORDERING INFORMATION: e.g., T8CI2-18065N-12F

Model	Wattage	CCT	Dimming	Length	Cover	
T8CI2 "INFINI 2" T8 TUBE	300	30W	N Non-dimmable D Dimmable	12	F Frost C Clear	
	250	25W		30		1200mm (4ft)
	230	23W		40		600mm (2ft)
	180	18W		50		
	90	9W		57		
				65		

PACKAGING:

Shipping Carton (25 pcs)
Size: 1245 x 215 x 215 mm
645 x 215 x 215 mm



REVISION: 2

Title: CLARO “INFINI 2” T8 LED TUBE – INDUSTRIAL GRADE

Model: T8CI2

SHEET No: 2 of 3

Date: 2018.03.11

Version: 2.0

“INFINI 2” T8 LED TUBES – INDUSTRIAL GRADE (Model : T8CI2)

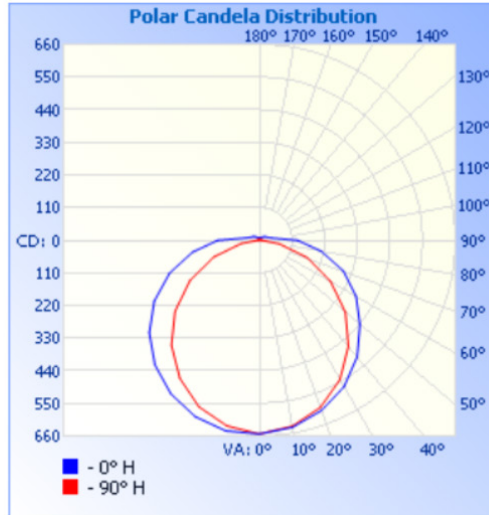


TIS 1955-2551

PHOTOMETRIC TEST REPORT*: 18W 1200mm

Filename: T8CI2S-180

Manufacturer: EPITAX PTE LTD (SINGAPORE)
Luminaire: CLARO INFINI 2 T8 LED 18W
Luminaire Cat: 18W LED T8
Lamp Output: Total luminaire Lumens: 2273.7
Max Candela: 652.6 at Horizontal: 0°, Vertical: 0°
Input Wattage: 17.8
Luminous Opening: Rectangle w/Luminous Sides (L: 1.2M, W: 0.03M, H: 0.03M)
Test Date: 2017-09-20
Photometry : Type C
CIE Class: Direct
Cutoff Class: Noncutoff
Nema Type: 7 X 7


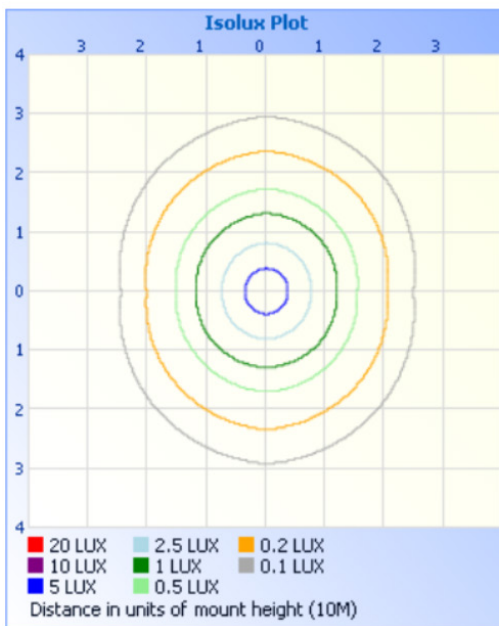


Zonal Lumen Summary

Zone	Lumens	% Luminaire
0-30	508.9	22.4%
0-40	840.7	37%
0-60	1,532.5	67.4%
60-90	617.4	27.2%
70-100	385.7	17%
90-120	91.1	4%
0-90	2,149.9	94.6%
90-180	123.9	5.4%
0-180	2,273.7	100%

Lumens Per Zone

Zone	Lumens	% Total	Zone	Lumens	% Total
0-10	61.5	2.7%	90-100	53.9	2.4%
10-20	176.9	7.8%	100-110	21.7	1%
20-30	270.5	11.9%	110-120	15.5	0.7%
30-40	331.7	14.6%	120-130	11.2	0.5%
40-50	354.5	15.6%	130-140	8.1	0.4%
50-60	337.3	14.8%	140-150	5.9	0.3%
60-70	285.6	12.6%	150-160	4.2	0.2%
70-80	208.4	9.2%	160-170	2.5	0.1%
80-90	123.4	5.4%	170-180	0.9	0%



*Photometric results of only 18W are presented. Test results of other wattages are available upon request.