

“DÉCOR” DOWNLIGHT – 19S SERIES (Model: DLCD19S)

FEATURES:

- High Efficiency (~110 lumens/W)
- Samsung LED or other equivalent branded LED
- High quality powder coated housing for elegant look
- Unique, concave design with recessed reflector for reduced glaring (low UGR)
- Wide input voltage range (90-305VAC) for protection against voltage fluctuation
- 2.5kV surge protection for protection against transient voltage

SPECIFICATIONS*:

Model	DLCD19S4-90	DLCD19S6-180
System Power	9W	18W
Color Temperature (CCT)	3000K, 4000K, 5000K, 6500K	
CRI	80 Ra	
Luminous Flux	1000 lm	2000 lm
Luminous Efficacy	~110 lm / W	
Input Voltage	90-305 Vac	
Surge Protection	2.5kV	
Power Factor	> 0.95	
Power Supply Efficiency	> 90%	
Dimming	Optional	
Beam Angle	90 Degrees	
Design Life	40,000 hours	
Housing Color	White	
Housing Material	Aluminum	
Housing surface finish	Power coating	
Diffuser Material	Polycarbonate	

* Specifications are subject to changes without prior notice.

REVISION: 1

Date: 2017.10.01

Title: “DÉCOR” DOWNLIGHT – 19S SERIES

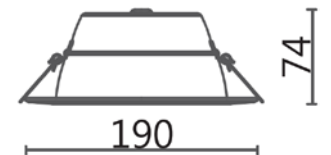
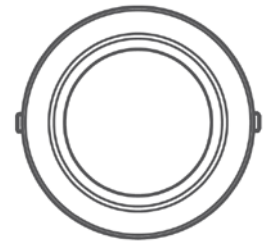
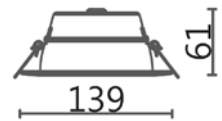
Model: DLCD19S

SHEET No: 1 of 4

Version: 2.0

“DÉCOR” DOWNLIGHT – 19S SERIES (Model: DLCD19S)

PRODUCT PHOTOS AND SIZE:



ORDERING INFORMATION: e.g., DLCD19S-18030N-8090-06

Series		Wattage		Color Temperature (CCT)		Dimming		CRI		Beam Angle		Diameter	
DLCD19S	DÉCOR 19S series	90	9W	30	3000K	N D	Non-dimmable Dimmable	80	80Ra	90	90 DEG	06	6 inch
		180	18W	40	4000K								
				50	5000K								
				65	6500K								

REVISION: 1

Title: “DÉCOR” DOWNLIGHT – 19S SERIES

Model: DLCD19S

SHEET No: 2 of 4

Date: 2017.10.01

Version: 2.0

“DÉCOR” DOWNLIGHT – 19S SERIES (Model: DLCD19S)

PHOTOMETRIC CHARACTERISTICS (9W 4 INCH)

Filename: Claro Decor 1954 SMD Downlight 9W

Manufacturer: EPITAX PTE LTD

Luminaire: CLARO DECOR 1954 SMD DOWNLIGHT 9W

Luminaire Cat: SMD DOWNLIGHT

Lamp: LED

Lamp Cat: LED

Lamp Output: Total luminaire Lumens: 898.9

Max Candela: 411.3 at Horizontal: 22.5°, Vertical: 0°

Input Wattage: 8.87

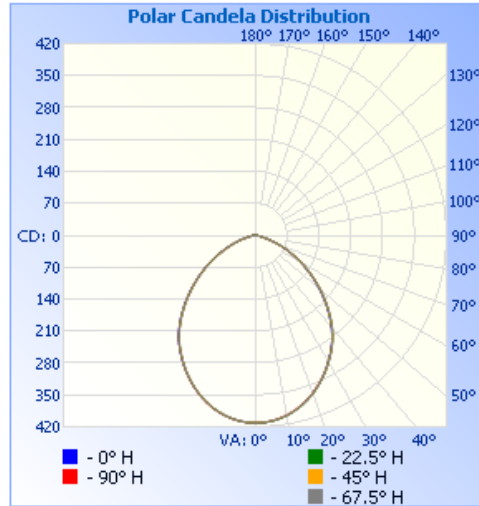
Luminous Opening: Point

Photometry : Type C

CIE Class: Direct

Cutoff Class: Cutoff

Nema Type: 7 X 7


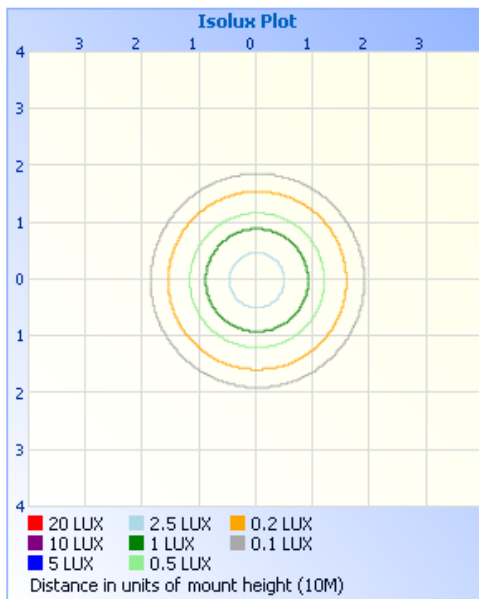


Zonal Lumen Summary

Zone	Lumens	% Luminaire
0-30	306.2	34.1%
0-40	488.2	54.3%
0-60	790.5	87.9%
60-90	108.4	12.1%
70-100	32.0	3.6%
90-120	0.0	0%
0-90	898.9	100%
90-180	0.0	0%
0-180	898.9	100%

Lumens Per Zone

Zone	Lumens	% Total	Zone	Lumens	% Total
0-10	38.7	4.3%	90-100	0.0	0%
10-20	108.7	12.1%	100-110	0	0%
20-30	158.8	17.7%	110-120	0	0%
30-40	182.0	20.2%	120-130	0	0%
40-50	171.2	19.0%	130-140	0	0%
50-60	131.2	14.6%	140-150	0	0%
60-70	76.4	8.5%	150-160	0	0%
70-80	26.3	2.9%	160-170	0	0%
80-90	5.7	0.6%	170-180	0	0%



“DÉCOR” DOWNLIGHT – 19S SERIES (Model: DLCD19S)

PHOTOMETRIC CHARACTERISTICS (18W 6 INCH)

Filename: Claro Decor 19S6 SMD Downlight 18W

Manufacturer: EPITAX PTE LTD

Luminaire: CLARO DECOR 19S6 SMD DOWNLIGHT 18W

Luminaire Cat: SMD DOWNLIGHT

Lamp: LED

Lamp Cat: LED

Lamp Output: Total luminaire Lumens: 1829.8

Max Candela: 837.3 at Horizontal: 22.5°, Vertical: 0°

Input Wattage: 17.89

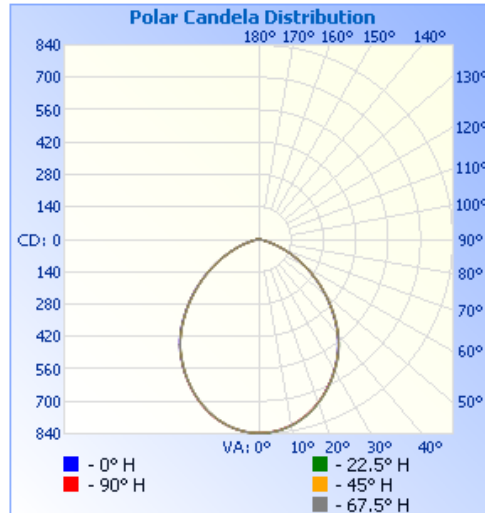
Luminous Opening: Point

Photometry : Type C

CIE Class: Direct

Cutoff Class: Cutoff

Nema Type: 7 X 7

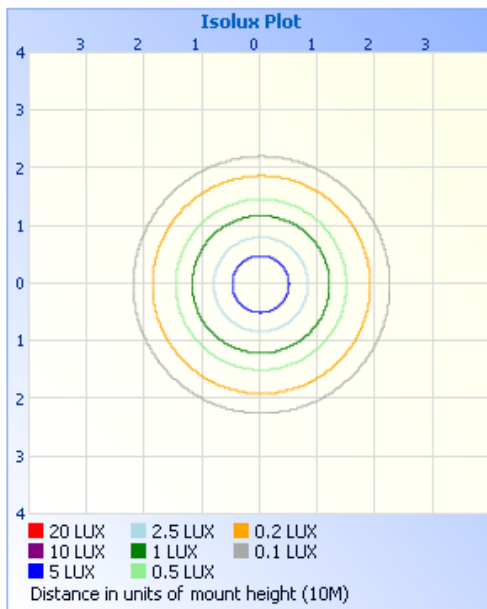


Zonal Lumen Summary

Zone	Lumens	% Luminaire
0-30	623.3	34.1%
0-40	993.7	54.3%
0-60	1,609.2	87.9%
60-90	220.6	12.1%
70-100	65.1	3.6%
90-120	0.0	0%
0-90	1,829.8	100%
90-180	0.0	0%
0-180	1,829.8	100%

Lumens Per Zone

Zone	Lumens	% Total	Zone	Lumens	% Total
0-10	78.8	4.3%	90-100	0.0	0%
10-20	221.3	12.1%	100-110	0	0%
20-30	323.2	17.7%	110-120	0	0%
30-40	370.4	20.2%	120-130	0	0%
40-50	348.5	19.0%	130-140	0	0%
50-60	267.0	14.6%	140-150	0	0%
60-70	155.5	8.5%	150-160	0	0%
70-80	53.5	2.9%	160-170	0	0%
80-90	11.6	0.6%	170-180	0	0%



Illuminance at a Distance

	Center Beam LUX	Beam Width
1.67M	301 LUX	3.60 M 3.61 M
3.33M	75.2 LUX	7.20 M 7.22 M
5.00M	33.5 LUX	10.80 M 10.82 M
6.67M	18.8 LUX	14.40 M 14.43 M
8.33M	12.0 LUX	18.00 M 18.03 M
10.00M	8.36 LUX	21.60 M 21.64 M

■ Vert. Spread: 94.4°
■ Horiz. Spread: 94.5°